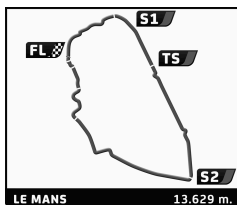




6-7-8 | 20 JUILLET | 18



PLATEAU 4 - GRID 4 LE MANS CLASSIC 2018 NIGHT SESSION

Sector Analysis

Personal Best Session Best B Crossing the finish line in pit lane

Lap	D	Time	Sector 1	Sector 2	Sector 3	T. Spd	Elapsed	Lap	D	Time	Sector 1	Sector 2	Sector 3	T. Spd	Elapsed
FERRARI 275 GTB 1966															
1		1. Laurent DESPLACES		2. Jean-Luc BOIS		GTS12									
1	1	6:45.457	1:05.557	2:28.994	3:10.906	154.1	8:16.958								
2	1	5:52.265	55.369	2:12.333	2:44.563	186.1	14:09.223								
3	1	5:52.713	56.822	2:11.983	2:43.908	196.9	20:01.936								
4	1	5:47.101	56.046	2:09.283	2:41.772	180.6	25:49.037								
ISO A3/C 1965															
3		1. Peter MUELDER		3. Christian TRABER		GTP12									
		2. Patrick SIMON													
1	1	6:39.174	1:00.952	2:30.358	3:07.864	139.7	8:25.487								
2	1	5:53.329	54.825	2:08.093	2:50.411	182.1	14:18.816								
FERRARI 250 LM 1964															
4		1. Clive JOY		3. Emmanuel COLLARD		GTP12									
		2. Spencer TRENER													
1	1	6:26.155	1:01.547	2:18.606	3:06.002	157.2	8:16.108								
2	1	5:43.115	54.016	2:07.173	2:41.926	188.1	13:59.223								
3	1	5:51.370	54.692	2:04.830	2:51.848	190.0	19:50.593								
4	1	7:58.452	3:22.109	2:03.866	2:32.477	178.8	27:49.045								
SHELBY Mustang 350 GT 1965															
5		1. Remo LIPS				GTS12									
1	1	6:41.180	57.834	2:24.427	3:18.919	138.1	8:08.599								
SHELBY Cobra 289 1963															
7		1. Ludovic CARON				GTS12									
1	1	5:39.942	55.331	2:11.478	2:33.133	177.9	7:37.764								
2	1	5:08.392	48.649	1:57.204	2:22.539	209.3	12:46.156								
3	1	5:09.634	48.525	1:51.563	2:29.546	195.8	17:55.790								
4	1	9:06.789	4:55.213	1:48.978	2:22.598	207.7	27:02.579								
FORD GT40 MK1 1965															
8		1. David HART				GTP12									
1	1	5:18.019	54.473	2:02.105	2:21.441	184.2	6:18.494								
2	1	4:44.201	47.262	1:42.482	2:14.457	234.5	11:02.695								
3	1	4:39.256	45.791	1:41.960	2:11.505	227.6	15:41.951								
4	1	5:22.840	46.311	1:58.153	2:38.376	187.7	21:04.791								
RENE BONNET Djet 1964															
9		1. Antoine LAUREAU		3. Jean-Louis LAUREAU		GT8									
		2. Antoine MOREAU													
1	1	7:54.662	1:23.567	2:59.731	3:31.364	128.8	8:49.874								
2	1	7:34.710	1:13.405	2:49.094	3:32.211	142.3	16:24.584								
3	1	7:27.038	1:12.267	2:45.957	3:28.814	169.7	23:51.622								
SHELBY Cobra 289 1964															
10		1. Christian DUMOLIN		2. Christophe VAN RIET		GTS12									
1	1	5:45.499	1:01.034	2:08.912	2:35.553	162.1	6:55.269								
AUSTIN HEALEY 3000 Mk 2 1965															
11		1. Serge LIBENS				GTS12									
1	1	6:25.412	1:04.950	2:28.034	2:52.428	127.6	8:42.294								
2	1	6:11.505	57.516	2:30.659	2:43.330	143.6	14:53.799								
3	1	5:44.887	54.499	2:08.581	2:41.807	169.1	20:38.686								
4	1	5:40.867	54.069	2:07.849	2:38.949	179.1	26:19.553								
JAGUAR Type E 3,8L 1962															
12		1. Jean-Pierre LAJOURNADE		2. Vincent AUBRY		GTS12									
1	1	5:25.737	57.303	2:05.209	2:23.225	191.7	5:52.884								
2	1	5:19.927	49.124	1:54.163	2:36.640	197.6	11:12.811								
3	1	8:17.403	3:50.966	1:58.128	2:28.309	200.1	19:30.214								
4	1	5:16.818	50.079	1:56.787	2:29.952	180.6	24:47.032								
5	1	5:15.223	50.357	1:56.238	2:28.628	180.6	30:02.255								
BIZZARRINI 5300 GT 1965															
14		1. Malte FROMM		3. Leon EBELING		GTS12									
		2. Dirk EBELING													
1	1	5:59.445	1:00.000	2:17.544	2:41.901	174.0	7:22.735								
2	1	5:39.893	54.949	1:59.218	2:45.726	188.4	13:02.628								
3	1	7:48.186	3:11.771	1:59.051	2:37.364	183.6	20:50.814								
4	1	5:21.633	51.631	1:59.437	2:30.565	206.2	26:12.447								
FORD GT40 MKII 1965															
15		1. Jean-Pierre LECOUC				GTP12									
1	1	6:22.378	1:03.926	2:24.586	2:53.866	164.8	7:37.385								
2	1	6:00.016	55.514	2:15.287	2:49.215	149.3	13:37.401								
3	1	5:25.888	51.577	2:01.337	2:32.974	211.3	19:03.289								
4	1	5:16.820	50.391	1:56.003	2:30.426	209.3	24:20.109								
5	1	5:22.969	49.992	1:59.249	2:33.728	218.5	29:43.078								
FORD GT40 MK1 1965															
17		1. Shaun LYNN				GTP12									
1	1	6:15.884	1:00.173	2:27.552	2:48.159	155.0	7:40.223								
2	1	8:41.790	4:28.210	1:48.577	2:25.003	201.2	16:22.013								
3	1	4:57.959	47.525	1:48.451	2:21.983	185.2	21:19.972								
4	1	5:16.249	47.695	1:49.203	2:39.351	192.0	26:36.221								
FORD GT 40 Roadster 1965															
18		1. Rui MACEDO SILVA		2. Pedro MACEDO SILVA		GTP12									
1	1	6:13.151	54.883	2:28.638	2:49.630	148.2	7:46.211								
2	1	6:43.560	2:40.021	1:46.145	2:17.394	231.0	14:29.771								
3	1	4:55.661	47.076	1:51.904	2:16.681	225.7	19:25.432								
4	1	4:44.711	45.861	1:45.333	2:13.517	240.1	24:10.143								
5	1	4:43.861	45.776	1:45.612	2:12.473	247.2	28:54.004								
FORD GT40 MK1 1965															
21		1. Roald GOETHE		2. Stuart HALL		GTP12									
1	1	4:55.195	49.371	1:54.771	2:11.053	185.8	5:35.994								
2	1	4:39.485	46.050	1:44.433	2:09.002	213.8	10:15.479								
3	1	4:52.441	45.302	1:43.372	2:23.767	223.4	15:07.920								
4	1	7:47.269	3:18.310	1:59.965	2:28.994	190.3	22:55.189								
FORD GT40 MK1 1964															
22		1. Richard MEINS				GTP12									
1	1	7:54.968	3:12.041	2:04.027	2:38.900	186.5	10:22.785								
2	1	5:09.091	51.488	1:49.911	2:27.692	211.3	15:31.876								
3	1	5:09.777	51.017	1:51.333	2:27.427	219.4	20:41.653								
4	1	5:15.220	50.578	1:52.510	2:32.132	232.0	25:56.873								

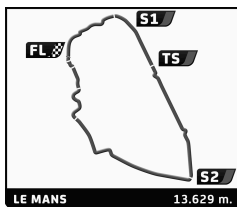
RICHARD MILLE

EFG





6-7-8 | 20 JUILLET | 18



PLATEAU 4 - GRID 4 LE MANS CLASSIC 2018 NIGHT SESSION

Sector Analysis

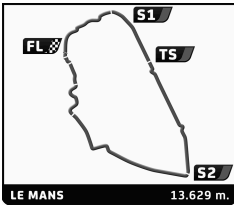
Personal Best Session Best B Crossing the finish line in pit lane

Lap	D	Time	Sector 1	Sector 2	Sector 3	T. Spd	Elapsed	Lap	D	Time	Sector 1	Sector 2	Sector 3	T. Spd	Elapsed	
23	1.Frédéric LEMOS 2.Adriano NICODENI							JAGUAR Type E 3,8L 1964 GTS12								
	1	1	6:26.972	1:02.682	2:23.748	3:00.542	149.7	8:06.033	2	1	6:20.428 B	58.416	2:18.461	3:03.551	166.8	13:52.651
	2	1	5:51.405	55.253	2:09.288	2:46.864	161.6	13:57.438	3	1	8:07.447	2:54.970	2:20.176	2:52.301	166.6	22:00.098
	3	1	6:00.319 B	53.774	2:11.857	2:54.688	164.5	19:57.757	4	1	6:02.376	57.982	2:19.560	2:44.834	176.5	28:02.474
	4	1	7:29.906	3:01.238	2:01.084	2:27.584	195.8	27:27.663								
24	1.Michel SCEMAMA							PORSCHÉ 911 2,0L 1965 GTS11								
	1	1	6:31.035	1:02.376	2:23.846	3:04.813	169.9	8:07.878								
	2	1	5:52.190	55.661	2:12.117	2:44.412	197.6	14:00.068								
	3	1	5:45.489	54.555	2:09.293	2:41.641	179.4	19:45.557								
	4	1	5:54.347	54.633	2:09.640	2:50.074	200.5	25:39.904								
25	1.Patrick BLAKENEY-EDWAR 2.Spencer TRENER							ISO A3/C Grifo Competizione 1965 TSRC12								
	1	1	5:51.707	57.620	2:13.401	2:40.686	153.0	7:45.258								
	2	1	5:17.245	50.138	2:00.329	2:26.778	166.0	13:02.503								
	3	1	5:36.915 B	51.355	1:53.237	2:52.323	181.2	18:39.418								
	4	1	6:43.298	2:22.098	1:53.216	2:27.984	211.3	25:22.716								
26	1.Jean-Marc RIVET FUSIL							JAGUAR Type E 3,8L 1963 GTS12								
	1	1	5:55.643 B	56.958	2:12.490	2:46.195	188.7	6:26.604								
	2	1	6:48.243	2:04.694	2:07.579	2:35.970	162.1	13:14.847								
	3	1	5:22.080	51.278	1:58.083	2:32.719	214.7	18:36.927								
	4	1	5:17.591	51.102	1:57.628	2:28.861	200.8	23:54.518								
5	1	5:19.389	50.995	1:58.857	2:29.537	184.2	29:13.907									
27	1.Charlie REMNANT							JAGUAR Type E 3,8L 1961 GTS12								
	1	1	7:00.669 B	1:01.342	2:39.800	3:19.527	134.2	8:22.139								
	2	1	7:00.830	2:08.546	2:09.459	2:42.825	163.6	15:22.969								
	3	1	5:32.566	54.560	2:01.035	2:36.971	175.9	20:55.535								
	4	1	5:24.325	52.314	2:00.181	2:31.830	203.5	26:19.860								
28	1.Anthony BINNINGTON 2.Chris RYAN							MG B 1965 GTS11								
	1	1	6:57.752	1:06.360	2:40.270	3:11.122	149.1	8:17.887								
	2	1	6:37.765 B	58.041	2:27.934	3:11.790	158.3	14:55.652								
	3	1	7:49.283	2:29.046	2:25.670	2:54.567	166.8	22:44.935								
	4	1	6:57.943 B	55.749	2:34.424	3:27.770	173.7	29:42.878								
29	1.Stéphane COLLAS							MG B 1964 GTS11								
	1	1	7:12.116	1:12.685	2:42.296	3:17.135	133.2	8:21.358								
	2	1	6:14.606	58.528	2:24.361	2:51.717	169.7	14:35.964								
	3	1	6:10.480	57.708	2:22.215	2:50.557	191.0	20:46.444								
	4	1	6:08.450	58.562	2:21.979	2:47.909	192.4	26:54.894								
30	1.Jean Michel GODET 2.Nicolas BERTHY							MG B 1965 GTS11								
	1	1	6:27.082	1:06.085	2:23.607	2:57.390	167.3	7:32.223								
	32	1.Charles de VILLAUCOURT 2.Ghislain BORRELLY							JAGUAR Type E 3,8L 1963 GTS12							
		1	1	6:02.402	1:00.125	2:20.121	2:42.156	136.4	7:29.251							
		2	1	5:37.175 B	53.825	2:02.250	2:41.100	175.9	13:06.426							
3		1	7:37.046	2:55.743	2:03.851	2:37.452	183.3	20:43.472								
4		1	5:24.409	51.786	1:59.768	2:32.855	198.3	26:07.881								
33	1.Mikaël LOK 2.Mathieu VEDRENNE							JAGUAR Type E 3,8L 1962 GTS12								
	1	1	6:53.502	1:06.133	2:35.288	3:12.081	152.6	8:28.414								
	2	1	6:01.518	1:00.472	2:13.698	2:47.348	191.7	14:29.932								
	3	1	6:07.051 B	56.123	2:15.012	2:55.916	189.7	20:36.983								
	4	1	10:48.213	3:44.161	3:11.571	3:52.481	106.1	31:25.196								
34	1.Armand ADRIAANS							SHELBY Mustang 350 GT 1965 GTS12								
	1	1	6:20.921	1:04.877	2:23.949	2:52.095	143.8	7:30.410								
	2	1	5:42.541	55.049	2:08.667	2:38.825	187.4	13:12.951								
	3	1	5:28.085	52.308	2:03.272	2:32.505	185.2	18:41.036								
	4	1	5:37.243 B	51.354	2:00.956	2:44.933	194.8	24:18.279								
35	1.Marc DONCIEUX							FORD GT40 MKII 1966 GTP17								
	1	1	6:04.836	57.747	2:27.251	2:39.838	125.3	7:30.757								
	2	1	5:19.911	53.374	2:00.050	2:26.487	175.1	12:50.668								
	3	1	5:10.776	49.650	1:55.344	2:25.782	238.6	18:01.444								
	4	1	5:02.058	48.819	1:51.211	2:22.028	224.8	23:03.502								
5	1	5:04.282	47.895	1:52.596	2:23.791	239.6	28:07.784									
36	1.Akira SUGAHARA 2.Takahiro MORIMASA							ABARTH 1300 OT 1965 GTS9								
	1	1	7:25.613	1:07.514	2:51.029	3:27.070	131.5	8:21.103								
	2	1	7:09.478 B	1:04.967	2:34.707	3:29.804	154.5	15:30.581								
	3	1	10:37.885 B	3:46.913	2:39.440	4:11.532	167.3	26:08.466								
	37	1.Jean-Pierre PREVOT 2.Christian CHAMBORD							ALPINE RENAULT A110 1300S 1968 GTS19							
1		1	6:14.406	1:01.854	2:19.142	2:53.410	186.1	6:55.335								
2		1	6:02.224	56.477	2:15.248	2:50.499	171.3	12:57.559								
3		1	6:08.354 B	56.787	2:13.446	2:58.121	199.7	19:05.913								
4		1	8:03.204	2:44.671	2:20.914	2:57.619	162.3	27:09.117								
38	1.Damien KOHLER							LOTUS Elan 1965 GTS10								
	1	1	5:48.873	57.607	2:11.728	2:39.538	192.0	6:14.794								
	2	1	5:32.981	53.795	2:04.296	2:34.890	213.4	11:47.775								
	3	1	5:27.573	51.704	2:02.825	2:33.044	192.4	17:15.348								
	4	1	5:40.775 B	53.222	2:04.426	2:43.127	195.1	22:56.123								





6-7-8 | 20
JUILLET | 18



PLATEAU 4 - GRID 4
LE MANS CLASSIC 2018
NIGHT SESSION

Sector Analysis

Personal Best Session Best B Crossing the finish line in pit lane

Table with columns: Lap, D, Time, Sector 1, Sector 2, Sector 3, T. Spd, Elapsed. Rows include driver names, car models, and lap times for various race numbers (39, 40, 41, 42, 44, 45, 46, 47, 48, 50, 51, 53, 54, 55, 56, 57, 58).

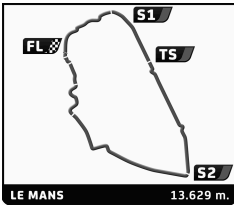
RICHARD MILLE

EFG





6-7-8 | 20
JUILLET | 18



PLATEAU 4 - GRID 4
LE MANS CLASSIC 2018
NIGHT SESSION

Sector Analysis

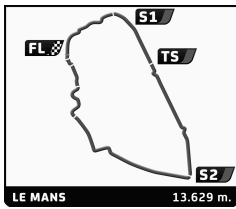
Personal Best Session Best B Crossing the finish line in pit lane

Table with columns: Lap, D, Time, Sector 1, Sector 2, Sector 3, T. Spd, Elapsed. Rows include driver names, car models, and lap times for various drivers like Nick PINK, Olivier TANCOCNE, Vincent NEURISSE, etc.





6-7-8 | 20 JUILLET | 18



PLATEAU 4 - GRID 4 LE MANS CLASSIC 2018 NIGHT SESSION

Sector Analysis

■ Personal Best ■ Session Best B Crossing the finish line in pit lane

Lap	D	Time	Sector 1	Sector 2	Sector 3	T. Spd	Elapsed	Lap	D	Time	Sector 1	Sector 2	Sector 3	T. Spd	Elapsed
-----	---	------	----------	----------	----------	--------	---------	-----	---	------	----------	----------	----------	--------	---------

77 1.Jean-François RENAULT 2.Richard RENAULT
JAGUAR Type E 3,8L 1964 GTS12

1	1	6:48.386	1:01.799	2:29.426	3:17.161	147.3	8:26.493
2	1	6:00.658	55.676	2:14.771	2:50.211	153.5	14:27.151
3	1	6:19.215 B	54.071	2:19.035	3:06.109	153.9	20:46.366
4	1	8:31.498	3:01.665	2:26.622	3:03.211	205.4	29:17.864

78 1.Frédéric JOUSSET
SHELBY COBRA 289 1965 GTS12

1	1	5:56.359	56.283	2:21.980	2:38.096	162.3	7:33.506
2	1	5:19.544	52.429	2:00.494	2:26.621	220.3	12:53.050
3	1	5:07.941	49.085	1:52.598	2:26.258	222.5	18:00.991
4	1	5:01.584	48.814	1:50.520	2:22.250	220.3	23:02.575
5	1	5:04.408	48.371	1:53.453	2:22.584	205.0	28:06.983

80 1.Mathieu PERSONNAZ 3.Nicolas PERSONNAZ 2.Jean PERSONNAZ
MG B 1964 GTS11

1	1	7:03.706	1:06.427	2:40.211	3:17.068	151.5	8:33.745
2	1	6:42.713	1:04.817	2:33.311	3:04.585	161.2	15:16.458
3	1	6:21.514	1:02.063	2:25.779	2:53.672	169.4	21:37.972
4	1	6:16.137	1:00.013	2:24.766	2:51.358	168.4	27:54.109

81 1.Jean LEGRAS 2.Hugues RIPERT
SHELBY COBRA 289 1965 GTS12

1	1	6:38.339	1:03.150	2:28.689	3:06.500	141.7	8:21.786
2	1	5:58.843 B	53.990	2:11.517	2:53.336	158.8	14:20.629
3	1	9:13.287	3:48.902	2:23.244	3:01.141	124.4	23:33.916
4	1	7:21.030 B	59.900	2:41.046	3:40.084	144.0	30:54.946

82 1.Ian DALGLISH 2.James TURNER
JAGUAR Type E 1961 GTS12

1	1	6:16.854	57.673	2:16.330	3:02.851	146.7	8:13.975
2	1	5:59.327 B	54.403	2:08.126	2:56.798	182.1	14:13.302
3	1	8:30.724	3:44.120	2:07.505	2:39.099	195.8	22:44.026
4	1	5:41.509	55.708	2:07.125	2:38.676	202.0	28:25.535