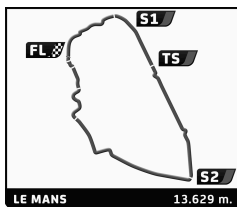




6-7-8 | 20
JUILLET | 18



PLATEAU 4 - GRID 4
LE MANS CLASSIC 2018
QUALIFYING

Sector Analysis

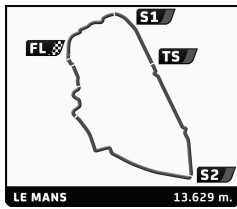
Personal Best Session Best B Crossing the finish line in pit lane

Table with columns: Lap, D, Time, Sector 1, Sector 2, Sector 3, T. Spd, Elapsed. Rows 1-12 showing driver names, car models, and lap times for various categories like Ferrari 275 GTB 1966, Shelby Cobra 289 1963, etc.





6-7-8 | 20 JUILLET | 18



PLATEAU 4 - GRID 4 LE MANS CLASSIC 2018 QUALIFYING

Sector Analysis

Personal Best Session Best B Crossing the finish line in pit lane

Lap	D	Time	Sector 1	Sector 2	Sector 3	T. Spd	Elapsed	Lap	D	Time	Sector 1	Sector 2	Sector 3	T. Spd	Elapsed
6	1	5:06.349	49.116	1:53.925	2:23.308	189.4	34:30.917	7	1	4:41.251	46.221	1:43.606	2:11.424	244.4	42:50.330
7	1	5:25.280	B 49.186	1:55.823	2:40.271	192.0	39:56.197	8	1	4:42.186	45.957	1:44.184	2:12.045	225.7	47:32.516
8	1	6:42.403	2:25.312	1:52.273	2:24.818	228.6	46:38.600	9	1	4:43.186	47.728	1:44.137	2:11.321	228.6	52:15.702
9	1	5:21.203	50.590	2:06.949	2:23.664	223.0	51:59.803								

14		BIZZARRINI 5300 GT 1965					GTP12	
1. Malte FROMM		3. Leon EBELING					2. Dirk EBELING	
1	1	6:03.107	1:04.770	2:09.716	2:48.621	140.3	10:42.296	
2	1	5:42.292	54.714	2:02.057	2:45.521	208.9	16:24.588	
3	1	6:20.945	B 55.544	2:00.278	3:25.123	190.7	22:45.533	
4	1	8:56.056	4:16.679	2:02.500	2:36.877	165.5	31:41.589	
5	1	5:19.534	52.611	1:58.312	2:28.611	188.1	37:01.123	
6	1	5:13.484	B 50.414	1:51.046	2:32.024	198.3	42:14.607	
7	1	7:16.015	2:50.467	1:58.357	2:27.191	199.4	49:30.622	
8	1	5:05.881	51.181	1:52.226	2:22.474	206.5	54:36.503	

15		FORD GT40 MKII 1965					GTP12	
1. Jean-Pierre LECOUC		2. Stanislas LECOUC						
1	1	6:26.248	1:03.888	2:21.865	3:00.495	145.1	8:44.938	
2	1	6:33.112	B 55.601	2:19.269	3:18.242	155.4	15:18.050	
3	1	10:12.115	B 5:01.902	2:10.650	2:59.563	174.3	25:30.165	
4	1	8:33.659	3:48.421	2:07.507	2:37.731	188.1	34:03.824	
5	1	5:27.239	51.697	1:53.089	2:30.453	178.2	39:31.063	
6	1	6:02.462	52.037	2:33.596	2:36.829	205.8	45:33.525	
7	1	6:03.831	B 53.005	2:07.161	3:03.665	208.5	51:37.356	

16		JAGUAR Type E 3,8L 1961					GTS12	
1. Alexis de BEAUMONT		2. John BUSSELL						
1	1	5:15.814	53.615	1:57.119	2:25.080	204.2	7:35.910	
2	1	5:13.295	50.741	1:56.580	2:25.974	203.5	12:49.205	
3	1	5:54.770	B 50.213	1:55.416	3:09.141	199.0	18:43.975	
4	1	9:01.141	4:02.454	2:23.517	2:35.170	140.3	27:45.116	
5	1	5:07.536	49.711	1:56.679	2:21.146	204.2	32:52.652	
6	1	5:06.413	49.821	1:53.325	2:23.267	224.4	37:59.065	
7	1	5:03.224	47.567	1:54.397	2:21.260	223.9	43:02.289	
8	1	6:24.946	B 57.102	2:27.067	3:00.777	144.9	49:27.235	

17		FORD GT40 MK1 1965					GTP12	
1. Shaun LYNN								
1	1	5:09.228	57.842	1:50.691	2:20.695	186.8	7:48.616	
2	1	4:45.912	46.402	1:41.411	2:18.099	224.4	12:34.528	
3	1	5:06.142	B 48.707	1:43.087	2:34.348	236.5	17:40.670	
4	1	13:28.777	9:20.674	1:52.782	2:15.321	198.3	31:09.447	
5	1	4:45.210	46.537	1:45.685	2:12.988	191.3	35:54.657	
6	1	4:36.789	46.079	1:42.357	2:08.353	209.7	40:31.446	
7	1	5:10.532	B 45.487	1:52.177	2:32.868	237.5	45:41.978	

18		FORD GT 40 Roadster 1965					GTP12	
1. Rui MACEDO SILVA		2. Pedro MACEDO SILVA						
1	1	5:38.413	54.663	1:59.898	2:43.852	157.9	10:21.849	
2	1	5:18.060	52.740	1:52.625	2:32.695	217.2	15:39.909	
3	1	6:04.442	B 54.343	1:54.431	3:15.668	191.0	21:44.351	
4	1	6:42.481	2:43.662	1:45.275	2:13.544	251.8	28:26.832	
5	1	4:56.777	48.548	1:46.404	2:21.825	223.0	33:23.609	
6	1	4:45.470	49.574	1:43.550	2:12.346	238.6	38:09.079	

19		SHELBY Cobra 289 1963					GTS12	
1. Jean-Marc MERLIN								
1	1	5:59.741	57.966	2:08.043	2:53.732	159.0	10:42.445	
2	1	5:17.220	48.770	1:52.104	2:36.346	198.3	15:59.665	
3	1	5:59.831	B 49.309	1:51.835	3:18.687	210.5	21:59.496	
4	1	12:44.339	B 8:02.467	2:01.306	2:40.566	205.0	34:43.835	
5	1	9:36.277	B 4:25.769	2:37.149	2:33.359	203.8	44:20.112	

20		ELVA GT 160 1964					GTP11	
1. Michael BIRCH		2. Gareth BURNETT						
1	1	6:12.713	1:01.471	2:15.438	2:55.804	184.9	9:08.023	
2	1	5:37.514	53.667	2:03.688	2:40.159	183.6	14:45.537	
3	1	6:03.648	51.617	1:59.878	3:12.153	216.8	20:49.185	
4	1	5:35.232	1:01.248	2:00.756	2:33.228	197.6	26:24.417	
5	1	5:19.346	51.766	2:00.000	2:27.580	218.1	31:43.763	
6	1	5:22.700	52.941	1:59.522	2:30.237	192.7	37:06.463	
7	1	5:17.866	49.628	1:59.592	2:28.646	195.5	42:24.329	
8	1	5:16.231	50.761	1:58.520	2:26.950	221.2	47:40.560	
9	1	5:13.072	50.537	1:57.695	2:24.840	222.5	52:53.632	

21		FORD GT40 MK1 1965					GTP12	
1. Roald GOETHE		2. Stuart HALL						
1	1	4:50.280	49.140	1:49.542	2:11.598	199.0	6:57.211	
2	1	4:58.531	46.172	1:45.813	2:26.546	216.4	11:55.742	
3	1	4:47.747	45.741	1:45.104	2:16.902	221.6	16:43.489	
4	1	5:54.189	B 46.346	1:48.313	3:19.530	215.1	22:37.678	
5	1	9:04.690	4:15.619	2:11.716	2:37.355	164.8	31:42.368	
6	1	5:19.827	53.722	1:57.488	2:28.617	196.2	37:02.195	
7	1	5:06.387	50.385	1:51.827	2:24.175	214.2	42:08.582	
8	1	5:04.796	50.873	1:51.344	2:22.579	219.4	47:13.378	
9	1	5:05.586	50.528	1:52.061	2:22.997	215.9	52:18.964	

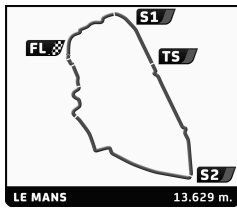
22		FORD GT40 MK1 1964					GTP12	
1. Richard MEINS								
1	1	5:23.725	59.612	1:59.089	2:25.024	182.7	9:53.721	
2	1	5:08.526	47.947	1:50.216	2:30.363	231.0	15:02.247	
3	1	5:36.996	46.838	1:46.187	3:03.971	241.7	20:39.243	
4	1	5:04.446	1:00.174	1:46.683	2:17.589	252.3	25:43.689	

23		JAGUAR Type E 3,8L 1964					GTS12	
1. Frédéric LEMOS		2. Adriano NICODENI						
1	1	6:03.944	B 59.551	2:08.840	2:55.553	184.2	9:11.605	
2	1	11:21.700	B 5:15.168	2:07.947	3:58.585	165.0	20:33.305	
3	1	7:49.261	3:22.272	1:58.570	2:28.419	189.0	28:22.566	
4	1	5:15.079	50.962	1:55.454	2:28.663	204.6	33:37.645	
5	1	5:16.926	50.376	1:55.545	2:31.005	202.7	38:54.571	
6	1	5:57.888	49.573	2:37.331	2:30.984	203.5	44:52.459	
7	1	5:10.682	49.786	1:57.094	2:23.802	209.3	50:03.141	

24		PORSCHE 911 2,0L 1965					GTS11	
1. Michel SCEMAMA								



6-7-8 | 20
JUILLET | 18



PLATEAU 4 - GRID 4
LE MANS CLASSIC 2018
QUALIFYING

Sector Analysis

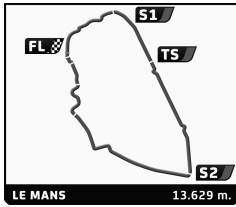
Personal Best Session Best B Crossing the finish line in pit lane

Table with columns: Lap, D, Time, Sector 1, Sector 2, Sector 3, T. Spd, Elapsed. Contains data for drivers 25-34 across multiple laps.





6-7-8 | 20 JUILLET | 18



PLATEAU 4 - GRID 4 LE MANS CLASSIC 2018 QUALIFYING

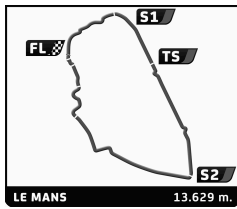
Sector Analysis

■ Personal Best ■ Session Best B Crossing the finish line in pit lane

Lap	D	Time	Sector 1	Sector 2	Sector 3	T. Spd	Elapsed	Lap	D	Time	Sector 1	Sector 2	Sector 3	T. Spd	Elapsed									
Porsche 911 2.0L 1965																								
GTS11																								
40		1. Paul STEPHENS																						
		2. Ross HYETT																						
1	1	6:19.213	1:04.355	2:17.852	2:57.006	157.7	10:40.471	1	1	6:09.128	58.508	2:14.024	2:56.596	164.5	16:49.599									
2	1	6:44.568	B	56.993	2:13.642	3:33.933	169.7	23:34.167	3	1	12:00.737	7:12.934	2:09.176	2:38.627	208.1	35:34.904								
3	1	5:59.759	B	52.179	2:12.966	2:54.614	171.8	41:58.294	4	1	5:34.392	54.241	2:06.438	2:33.713	214.7	41:09.296								
4	1	7:44.420	3:13.827	2:03.751	2:26.842	191.3	49:42.714	5	1	5:59.426	B	54.261	2:15.912	2:49.253	162.8	47:08.722								
5	1	6:08.269	B	52.157	2:17.073	2:59.039	168.9	55:50.983																
Ford GT40 MKII 1966																								
GTP17																								
35		1. Marc DONCIEUX																						
1	1	5:29.707	56.492	1:56.815	2:36.400	217.6	9:43.670																	
2	1	5:12.264	50.812	1:50.248	2:31.204	234.5	14:55.934																	
3	1	5:52.332	B	48.700	1:48.258	3:15.374	251.8	20:48.266																
4	1	7:05.142	2:52.587	1:50.286	2:22.269	243.3	27:53.408																	
5	1	4:58.350	49.060	1:49.849	2:19.441	236.5	32:51.758																	
6	1	4:59.024	49.489	1:49.958	2:19.577	251.2	37:50.782																	
7	1	5:01.667	48.912	1:51.468	2:21.287	243.9	42:52.449																	
8	1	5:17.698	48.111	1:51.942	2:37.645	243.9	48:10.147																	
9	1	5:20.861	50.775	1:57.196	2:32.890	213.8	53:31.008																	
ABARTH 1300 OT 1965																								
GTS9																								
36		1. Akira SUGAHARA																						
		2. Takahiro MORIMASA																						
1	1	7:22.862	1:14.989	2:35.050	3:32.823	166.3	10:02.410																	
2	1	7:26.019	B	1:11.131	2:38.422	3:36.466	149.9	17:28.429																
3	1	10:52.716	4:46.972	2:41.343	3:24.401	141.9	28:21.145																	
4	1	6:53.841	1:03.115	2:38.242	3:12.484	147.8	35:14.986																	
5	1	6:47.242	1:04.032	2:37.535	3:05.675	145.5	42:02.228																	
6	1	6:51.657	1:05.958	2:37.394	3:08.305	140.6	48:53.885																	
7	1	6:50.088	1:08.543	2:33.038	3:08.507	158.3	55:43.973																	
ALPINE RENAULT A110 1300S 1968																								
TSRC15																								
37		1. Jean-Pierre PREVOT																						
		2. Christian CHAMBORD																						
1	1	6:01.945	58.964	2:16.659	2:46.322	182.1	7:54.466																	
2	1	6:06.680	57.192	2:17.452	2:52.036	169.7	14:01.146																	
3	1	6:54.885	B	56.939	2:19.053	3:38.893	166.3	20:56.031																
4	1	8:36.206	3:34.812	2:17.090	2:44.304	172.1	29:32.237																	
5	1	5:50.041	54.410	2:11.361	2:44.270	195.1	35:22.278																	
6	1	6:23.588	B	54.788	2:11.124	3:17.676	204.2	41:45.866																
LOTUS Elan 1965																								
GTS10																								
38		1. Damien KOHLER																						
1	1	5:30.615	54.926	2:02.803	2:32.886	194.1	7:20.618																	
2	1	5:26.079	52.219	2:01.341	2:32.519	215.9	12:46.697																	
3	1	6:00.839	B	52.330	2:01.236	3:07.273	210.9	18:47.536																
4	1	9:31.699	4:56.264	2:03.103	2:32.332	205.0	28:19.235																	
5	1	5:26.302	51.190	2:04.107	2:31.005	195.5	33:45.537																	
6	1	5:43.114	B	52.728	2:03.467	2:46.919	195.8	39:28.651																
ALPINE RENAULT M 63B 1964																								
TSRC9																								
39		1. Paul CHELLES																						
		2. Jean Jacques LESAGE																						
1	1	6:46.421	1:05.789	2:28.852	3:11.780	146.9	9:02.838																	
2	1	6:29.819	1:04.314	2:23.367	3:02.138	170.2	15:32.657																	
3	1	7:09.241	B	1:02.739	2:22.817	3:43.685	153.5	22:41.898																
4	1	8:56.503	3:35.881	2:26.525	2:54.097	158.6	31:38.401																	
5	1	6:10.962	1:01.685	2:18.368	2:50.909	179.4	37:49.363																	
6	1	6:36.294	58.444	2:41.831	2:56.019	172.9	44:25.657																	
7	1	6:22.716	59.083	2:21.339	3:02.294	186.8	50:48.373																	
Porsche 904 Carrera GTS 1964																								
GTP11																								
41		1. Thorkild STAMP																						
		2. Casper ELLGAARD																						
1	1	5:18.414	54.341	1:59.117	2:24.956	225.7	7:31.001																	
2	1	5:09.851	48.846	1:55.705	2:25.300	236.0	12:40.852																	
3	1	5:26.033	49.240	1:55.945	2:40.848	244.4	18:06.885																	
4	1	6:18.830	B	1:12.941	1:55.942	3:09.947	243.3	24:25.715																
5	1	8:10.611	2:40.173	2:29.319	3:01.119	165.8	32:36.326																	
6	1	6:26.102	1:00.892	2:16.358	3:08.852	184.6	39:02.428																	
7	1	6:54.795	B	58.300	2:51.343	3:05.152	172.6	45:57.223																
Porsche 906 Carrera 6 1966																								
TSRC16																								
42		1. Romain ROCHER																						
		2. Lionel ROBERT																						
1	1	5:32.046	56.490	2:03.766	2:31.790	192.4	7:48.639																	
2	1	5:12.954	50.041	1:58.382	2:24.531	216.4	13:01.593																	
3	1	6:02.289	B	49.604	1:56.142	3:16.543	239.6	19:03.882																
4	1	7:24.084	3:06.001	1:57.188	2:20.895	239.1	26:27.966																	
5	1	5:10.764	48.690	1:59.497	2:22.577	220.3	31:38.730																	
6	1	5:01.268	48.111	1:54.664	2:18.493	244.4	36:39.998																	
7	1	5:20.024	B	48.689	1:58.588	2:32.747	241.2	42:00.022																
8	1	7:58.911	3:23.961	2:04.654	2:30.296	197.6	49:58.933																	
Porsche 904 Carrera GTS 1963																								
GTP11																								
44		1. Jean-Marc BUSSOLINI																						
		2. Julien BUSSOLINI																						
1	1	5:42.158	58.635	2:07.176	2:36.347	194.1	8:08.592																	
2	1	5:38.253	B	52.794	2:05.437	2:40.022	215.9	13:46.845																
3	1	7:57.281	2:36.924	2:05.381	3:14.976	219.0	21:44.126																	
4	1	5:38.099	1:00.038	2:05.461	2:32.600	217.6	27:22.225																	
5	1	5:25.980	51.271	2:04.594	2:30.115	208.5	32:48.205																	
6	1	5:26.598	50.983	2:02.678	2:32.937	223.0	38:14.803																	
7	1	6:05.344	50.932	2:39.042	2:35.370	221.2	44:20.147																	
8	1	5:25.580	51.804	2:05.485	2:28.291	209.3	49:45.727																	
9	1	5:25.931	50.686	2:03.122	2:32.123	219.0	55:11.658																	
ALPINE RENAULT M 65 1965																								
TSRC9																								
45		1. Patrick HENRY																						
		2. Michel LECLERE																						
1	1	5:51.200	56.153	2:09.941	2:45.106	204.2	7:49.287																	
2	1	5:31.364	52.969	2:06.286	2:32.109	218.5	13:20.651																	
3	1	6:14.008	53.915	2:07.592	3:12.501	217.6	19:34.659																	
4	1	5:55.071	1:10.807	2:08.272	2:35.992	217.2	25:29.730																	
5	1	5:48.876	B	52.943	2:07.678	2:48.255	217.2	31:18.606																
6	1	7:41.285	2:29.818	2:10.715	3:00.752	189.7	38:59.891																	
7	1	6:21.605	53.113	2:49.617	2:38.875	193.0	45:21.496																	
8	1	5:39.389	54.174	2:08.288	2:36.927	207.3	51:00.885																	



6-7-8 | 20
JUILLET | 18



PLATEAU 4 - GRID 4
LE MANS CLASSIC 2018
QUALIFYING

Sector Analysis

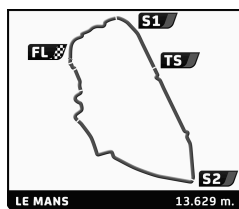
Personal Best Session Best B Crossing the finish line in pit lane

Table with columns: Lap D, Time, Sector 1, Sector 2, Sector 3, T. Spd, Elapsed. Rows include driver names, car models, and lap data for various drivers like Georges ROCCHIETTA, Sylvain ASCENSION, etc.





6-7-8 | 20
JUILLET | 18



PLATEAU 4 - GRID 4
LE MANS CLASSIC 2018
QUALIFYING

Sector Analysis

Personal Best Session Best B Crossing the finish line in pit lane

Table with 10 columns: Lap, D, Time, Sector 1, Sector 2, Sector 3, T. Spd, Elapsed. Rows 5 and 6.

Driver 58: Hipolito PIREs, Tiago RAPOSO DE MAGAL. SHELBY Mustang 350 GT 1965. GTS12. Lap times and sector data.

Driver 63: Jérôme BARRE, Frédéric BERCHOTT. MG B 1963. GTS11. Lap times and sector data.

Driver 59: Olivier TANCOGNE, Vincent NEURISSE. SHELBY Cobra 289 1964. GTS12. Lap times and sector data.

Driver 64: James COTTINGHAM, Joe TWYMAN. FORD GT 40 1965. GTP12. Lap times and sector data.

Driver 60: Ralf HUBER GUTIERREZ. SHELBY Cobra 289 1964. GTS12. Lap times and sector data.

Driver 65: Carlos BELTRAN ANDREU, Albert COSTA, Stéphane ORTELLI. PORSCHE 904 Carrera GTS 1964. GTP11. Lap times and sector data.

Driver 61: Diogo FERRAO. FORD GT40 MK1 1965. GTP12. Lap times and sector data.

Driver 67: Grant TROMANS, Marek REICHMAN, Richard MEADEN. LOTUS Elan 26R 1964. GTS10. Lap times and sector data.

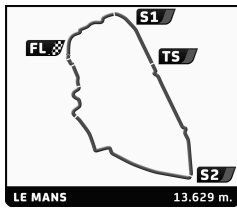
Driver 62: Ivan VERCOUTERE, Charles RUPP. PORSCHE 911 2.0L 1966. GTS11. Lap times and sector data.

Driver 70: Erwin FRANCE. SHELBY Cobra 289 1963. GTS12. Lap times and sector data.





6-7-8 | 20
JUILLET | 18



PLATEAU 4 - GRID 4
LE MANS CLASSIC 2018
QUALIFYING

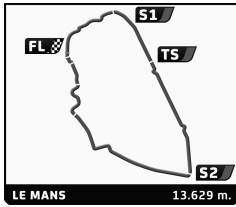
Sector Analysis

Personal Best Session Best B Crossing the finish line in pit lane

Table with columns: Lap, D, Time, Sector 1, Sector 2, Sector 3, T. Spd, Elapsed. Rows include driver names, car models, and lap times for drivers 71-81.



6-7-8 | 2018
JUILLET



PLATEAU 4 - GRID 4
LE MANS CLASSIC 2018
QUALIFYING

Sector Analysis

■ Personal Best ■ Session Best B Crossing the finish line in pit lane

Lap	D	Time	Sector 1	Sector 2	Sector 3	T. Spd	Elapsed	Lap	D	Time	Sector 1	Sector 2	Sector 3	T. Spd	Elapsed
7	1	5:45.995	59.302	2:07.704	2:38.989	179.1	48:58.089								
8	1	6:05.428	57.432	2:16.011	2:51.985	159.5	55:03.517								

82	1. Ian DALGLISH		JAGUAR Type E 1961												
	2. James TURNER		GTS12												
1	1	6:00.912	1:00.695	2:07.145	2:53.072	176.8	8:53.617								
2	1	5:35.973	54.369	2:03.505	2:38.099	214.7	14:29.590								
3	1	6:17.263	53.310	2:04.135	3:19.818	196.2	20:46.853								
4	1	5:59.082 B	1:07.359	2:07.234	2:44.489	209.7	26:45.935								
5	1	7:44.683	3:00.195	2:06.982	2:37.506	195.8	34:30.618								
6	1	5:33.759	53.547	2:04.946	2:35.266	202.0	40:04.377								
7	1	5:40.233	54.198	2:11.310	2:34.725	213.4	45:44.610								
8	1	5:44.551	57.843	2:08.082	2:38.626	187.4	51:29.161								

