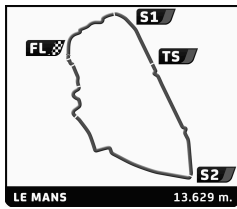




6-7-8 | 20
JUILLET | 18



PLATEAU 3 - GRID 3
LE MANS CLASSIC 2018
RACE 3

Sector Analysis

Personal Best Session Best B Crossing the finish line in pit lane

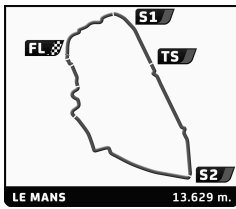
Table with columns: Lap, D, Time, Sector 1, Sector 2, Sector 3, T. Spd, Elapsed. Rows are grouped by race number (1-14) and driver names. Includes car models and race details.

RICHARD MILLE EFG





6-7-8 | 20 JUILLET | 18



PLATEAU 3 - GRID 3 LE MANS CLASSIC 2018 RACE 3

Sector Analysis

Personal Best Session Best B Crossing the finish line in pit lane

Lap	D	Time	Sector 1	Sector 2	Sector 3	T. Spd	Elapsed	Lap	D	Time	Sector 1	Sector 2	Sector 3	T. Spd	Elapsed
5	1	5:51.368	54.884	2:12.169	2:44.315	194.1	32:01.139	5	1	6:00.834 B	50.065	1:55.412	3:15.357	234.5	26:23.995
6	1	5:45.487	54.853	2:11.596	2:39.038	195.5	37:46.626	6	1	6:37.422	2:17.394	1:55.372	2:24.656	234.0	33:01.417
7	1	5:42.582	54.703	2:09.542	2:38.337	204.6	43:29.208	7	1	5:07.815	50.462	1:55.583	2:21.770	229.5	38:09.232
8	1	5:41.763	54.504	2:10.494	2:36.765	203.8	49:10.971	8	1	5:06.449	49.727	1:54.716	2:22.006	237.0	43:15.681
								9	1	5:06.938	49.695	1:55.266	2:21.977	231.0	48:22.619

16		FERRARI 250 GT Breadvan 1961 GTP12													
1. LUKAS		1	1	4:57.470	47.041	1:51.833	2:18.596	223.9	4:57.470						
2	1	4:59.162	47.750	1:53.072	2:18.340	229.5	9:56.632								
3	1	4:59.578	48.437	1:52.476	2:18.665	232.0	14:56.210								
4	1	5:02.908 B	47.820	1:52.616	2:22.472	233.0	19:59.118								
5	1	6:43.597	2:10.306	1:52.056	2:41.235	232.5	26:42.715								
6	1	5:02.473	48.065	1:53.363	2:21.045	214.7	31:45.188								
7	1	4:58.206	47.773	1:51.407	2:19.026	217.6	36:43.394								
8	1	4:56.269	47.707	1:50.000	2:18.562	229.1	41:39.663								
9	1	5:01.360	48.434	1:52.771	2:20.155	225.7	46:41.023								

23		AUSTIN HEALEY 3000 Mk 1 1959 GTS7													
1. Nils-Fredrik NYBLAEUS		1	1	5:21.509	55.342	1:58.788	2:27.379	230.0	5:21.509						
2. Jeremy WELCH		2	1	5:18.252	51.072	1:59.466	2:27.714	210.1	10:39.761						
3	1	5:17.889	51.284	1:58.853	2:27.752	210.5	15:57.650								
4	1	5:23.195 B	51.692	1:59.388	2:32.115	213.0	21:20.845								
5	1	6:30.479	2:05.249	1:59.853	2:25.377	212.6	27:51.324								
6	1	5:18.165	51.683	1:57.940	2:28.542	221.6	33:09.489								
7	1	5:18.621	51.997	1:59.020	2:27.604	225.3	38:28.110								
8	1	5:14.615	50.607	1:57.355	2:26.653	227.6	43:42.725								
9	1	5:12.905	50.920	1:57.779	2:24.206	239.6	48:55.630								

17		PORSCHE 356 A GT Speedster 1959 GTS5													
1. Bill STEPHENS		1	1	5:46.429	1:03.099	2:06.846	2:36.484	188.7	5:46.429						
2. Will STEPHENS		2	1	5:41.053	53.319	2:06.308	2:41.426	208.9	11:27.482						
3	1	5:35.670	53.408	2:06.980	2:35.282	213.4	17:03.152								
4	1	5:49.079 B	52.760	2:05.223	2:51.096	210.5	22:52.231								
5	1	6:57.471	2:19.079	2:06.811	2:31.581	213.8	29:49.702								
6	1	5:34.794	52.457	2:10.895	2:31.442	212.6	35:24.496								
7	1	5:30.354	52.918	2:06.696	2:30.740	213.0	40:54.850								
8	1	5:32.333	52.457	2:06.040	2:33.836	205.8	46:27.183								
9	1	5:29.884	52.028	2:05.957	2:31.899	213.0	51:57.067								

24		PEERLESS GT 1958 GTS6													
1. André ROCHER		1	1	7:44.683	1:42.812	2:42.686	3:19.185	160.7	7:44.683						
2. Alain GADAL		2	1	7:05.250	1:05.295	2:43.283	3:16.672	155.6	14:49.933						
3	1	7:54.044 B	1:08.138	2:52.767	3:53.139	153.2	22:43.977								
4	1	11:56.314 B	5:22.408	2:47.631	3:46.275	145.1	34:40.291								
5	1	12:50.021 B	4:11.602	2:55.068	5:43.351	153.9	47:30.312								

19		DEUTSCH-BONNET HBRS 1960 GT3B													
1. Jean-Louis LAUREAU		1	1	12:52.070	4:34.162	3:38.159	4:39.749	131.2	12:52.070						
2. Vincent DURSEN		2	1	9:54.957	1:32.649	3:43.507	4:38.801	110.4	22:47.027						
3	1	9:43.967	1:38.365	3:33.527	4:32.075	114.1	32:30.994								
4	1	9:22.230 B	1:30.375	3:29.892	4:21.963	125.2	41:53.224								
5	1	8:21.990	2:38.391	2:37.511	3:06.088	164.8	50:15.214								

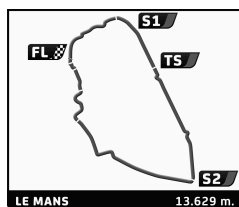
25		MORGAN +4 Super Sport 1961 GTS11													
1. John EMBERSON		1	1	5:34.802	58.214	2:05.278	2:31.310	219.8	5:34.802						
2. Michael BELL		2	1	5:32.713	53.110	2:04.937	2:34.666	196.5	11:07.515						
3	1	5:34.392	54.327	2:05.945	2:34.120	204.2	16:41.907								
4	1	5:35.711	53.848	2:04.523	2:37.340	201.2	22:17.618								
5	1	5:37.230 B	54.086	2:05.347	2:37.797	197.6	27:54.848								
6	1	6:53.989	2:13.936	2:06.951	2:33.102	207.3	34:48.837								
7	1	5:30.085	52.705	2:03.729	2:33.651	204.6	40:18.922								
8	1	5:31.736	53.899	2:05.398	2:32.439	191.3	45:50.658								
9	1	5:29.128	52.787	2:04.832	2:31.509	195.5	51:19.786								

21		ASTON MARTIN DP 212 1961 GTP12													
1. Wolfgang FRIEDRICH		1	1	5:06.004	51.155	1:51.548	2:23.301	220.3	5:06.004						
2	1	5:05.833	49.966	1:52.122	2:23.745	207.7	10:11.837								
3	1	5:08.190	50.357	1:52.425	2:25.408	200.1	15:20.027								
4	1	5:14.345 B	50.233	1:53.065	2:31.047	198.7	20:34.372								
5	1	6:34.228	2:17.699	1:51.892	2:24.637	212.2	27:08.600								
6	1	5:13.229	52.915	1:54.924	2:25.390	210.1	32:21.829								
7	1	5:06.060	50.725	1:53.195	2:22.140	206.2	37:27.889								
8	1	5:03.947	49.285	1:51.711	2:22.951	216.8	42:31.836								
9	1	5:13.783	50.294	1:51.812	2:31.677	213.4	47:45.619								

26		CHEVROLET Corvette C1 1960 GTS7													
1. Edwin STUCKY		1	1	5:32.055	1:00.930	2:00.555	2:30.570	173.4	5:32.055						
2. Ludovic CHOLLEY		2</													



6-7-8 | 20 JUILLET | 18



PLATEAU 3 - GRID 3 LE MANS CLASSIC 2018 RACE 3

Sector Analysis

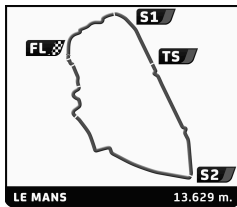
Personal Best Session Best B Crossing the finish line in pit lane

Lap	D	Time	Sector 1	Sector 2	Sector 3	T. Spd	Elapsed	Lap	D	Time	Sector 1	Sector 2	Sector 3	T. Spd	Elapsed
28 1. Keith AHLERS MORGAN +4 Super Sport 1962 GTS11															
1	1	5:27.367	55.865	2:03.265	2:28.237	211.7	5:27.367								
2	1	5:19.012	51.673	2:00.759	2:26.580	218.1	10:46.379								
3	1	5:18.428	50.615	2:00.659	2:27.154	221.2	16:04.807								
4	1	5:19.820	50.727	2:01.644	2:27.449	218.1	21:24.627								
5	1	5:49.090	50.937	2:03.162	2:54.991	212.2	27:13.717								
6	1	6:47.053	2:14.720	2:02.597	2:29.736	215.9	34:00.770								
7	1	5:22.473	50.631	2:02.124	2:29.718	217.2	39:23.243								
8	1	5:23.371	52.371	2:02.859	2:28.141	213.8	44:46.614								
9	1	5:24.415	50.751	2:02.965	2:30.699	211.3	50:11.029								
30 1. Olivier MAZOYER MG A 1959 GTS5															
1	1	6:04.416	1:09.066	2:12.035	2:43.315	211.7	6:04.416								
2	1	5:43.261	53.966	2:11.606	2:37.689	190.3	11:47.677								
3	1	5:45.618	54.760	2:10.807	2:40.051	193.4	17:33.295								
4	1	6:08.554	54.427	2:09.948	3:04.179	181.8	23:41.849								
5	1	7:22.573	2:27.211	2:12.799	2:42.563	193.7	31:04.422								
6	1	5:55.984	55.120	2:15.334	2:45.530	184.9	37:00.406								
7	1	5:51.738	55.352	2:15.653	2:40.733	171.3	42:52.144								
8	1	6:02.112	55.522	2:14.975	2:51.615	201.6	48:54.256								
31 1. Daniel NASH 2. Steve KEATING TVR Grantura MK III 1962 GTP11															
1	1	5:57.069	1:07.146	2:10.283	2:39.640	204.2	5:57.069								
2	1	5:55.437	56.064	2:20.959	2:38.414	212.6	11:52.506								
3	1	5:46.926	55.173	2:09.178	2:42.575	213.4	17:39.432								
4	1	6:04.905	56.309	2:10.142	2:58.454	203.5	23:44.337								
5	1	7:32.461	2:32.279	2:14.344	2:45.838	213.8	31:16.798								
6	1	5:51.933	56.333	2:13.053	2:42.547	199.7	37:08.731								
7	1	5:51.622	57.937	2:11.054	2:42.631	213.4	43:00.353								
8	1	5:50.011	56.286	2:10.222	2:43.503	208.1	48:50.364								
32 1. Gonzague RUCHAUD 2. Stanislas GURDJIAN TRIUMPH TR4 1961 GTS6B															
1	1	5:50.338	1:05.973	2:10.047	2:34.318	204.2	5:50.338								
2	1	5:37.581	53.915	2:07.374	2:36.292	215.1	11:27.919								
3	1	5:38.105	54.422	2:09.260	2:34.423	206.2	17:06.024								
4	1	5:47.014	52.904	2:08.969	2:45.141	208.9	22:53.038								
5	1	7:31.730	2:37.984	2:13.094	2:40.652	203.1	30:24.768								
6	1	5:45.842	55.055	2:12.108	2:38.679	201.6	36:10.610								
7	1	5:45.950	54.444	2:11.566	2:39.940	202.3	41:56.560								
8	1	5:50.104	55.707	2:13.397	2:41.000	181.5	47:46.664								
33 1. Fabrice PERRUCHOT LOTUS Elite 1960 GTS4															
1	1	6:24.346	1:16.375	2:18.011	2:49.960	177.1	6:24.346								
2	1	6:00.052	58.307	2:15.249	2:46.496	186.1	12:24.398								
3	1	5:59.925	57.059	2:14.587	2:48.279	180.0	18:24.323								
4	1	7:09.012	57.194	2:15.473	3:56.345	183.0	25:33.335								
5	1	7:48.234	2:42.658	2:18.863	2:46.713	175.7	33:21.569								
6	1	6:01.530	59.101	2:17.542	2:44.887	179.4	39:23.099								
7	1	6:00.678	59.078	2:15.028	2:46.572	178.2	45:23.777								
8	1	6:19.467	1:00.821	2:25.411	2:53.235	177.4	51:43.244								
36 1. Keiichi MORI 2. Tetsuya MAKINO 3. Hisashi KUNIE 4. Jonai MASAKI LOTUS Elite 1960 GTS4															
1	1	7:02.384	1:28.610	2:32.147	3:01.627	180.0	7:02.384								
2	1	6:26.355	1:03.493	2:28.744	2:54.118	185.5	13:28.739								
3	1	6:29.993	58.454	2:24.235	3:07.304	191.3	19:58.732								
4	1	8:41.645	3:04.067	2:33.493	3:04.085	179.1	28:40.377								
5	1	6:36.756	1:04.274	2:33.906	2:58.576	178.2	35:17.133								
6	1	6:31.492	1:05.801	2:28.907	2:56.784	179.7	41:48.625								
7	1	6:22.240	1:01.105	2:26.310	2:54.825	160.4	48:10.865								
37 1. Hubert GODEFROY 2. Pierre DUPRAT DEUTSCH-BONNET HBR5 1958 GTS3															
1	1	8:07.728	1:39.901	2:53.723	3:34.104	143.0	8:07.728								
2	1	7:39.187	1:10.437	2:55.768	3:32.982	132.4	15:46.915								
3	1	7:53.047	1:14.352	2:59.150	3:39.545	128.8	23:39.962								
4	1	9:51.427	3:44.586	2:46.108	3:20.733	149.3	33:31.389								
5	1	7:12.854	1:08.493	2:46.640	3:17.721	145.5	40:44.243								
6	1	7:06.577	1:06.711	2:44.845	3:15.021	147.1	47:50.820								
38 1. Gaël REGENT 2. Jérémy GARAMOND MORGAN +4 Super Sport 1962 GTS11															
1	1	5:47.216	1:04.279	2:09.358	2:33.579	192.7	5:47.216								
2	1	5:38.863	53.140	2:07.126	2:38.597	194.1	11:26.079								
3	1	5:36.537	52.836	2:08.264	2:35.437	199.7	17:02.616								
4	1	5:48.782	52.767	2:06.653	2:49.362	195.8	22:51.398								
5	1	7:15.936	2:23.295	2:11.757	2:40.884	198.3	30:07.334								
6	1	5:42.470	53.855	2:08.375	2:40.240	203.1	35:49.804								
7	1	5:42.082	53.651	2:07.678	2:40.753	201.2	41:31.886								
8	1	5:40.550	53.851	2:09.146	2:37.553	182.4	47:12.436								
40 1. Simon KING 2. Philip ST CLAIR TISDALL MORGAN + 4 1961 GTS6															
1	1	6:17.139	1:09.878	2:21.276	2:45.985	175.4	6:17.139								
2	1	5:52.073	54.345	2:16.916	2:40.812	174.0	12:09.212								
3	1	5:52.736	56.016	2:15.904	2:40.816	177.9	18:01.948								
4	1	6:18.469	54.184	2:14.675	3:09.610	174.5	24:20.417								
5	1	7:53.005	2:27.523	2:23.822	3:01.660	169.4	32:13.422								
6	1	6:18.569	1:02.164	2:20.997	2:55.408	167.6	38:31.991								
7	1	6:17.220	1:01.343	2:22.875	2:53.002	170.2	44:49.211								
8	1	6:09.552	1:00.657	2:19.350	2:49.545	171.5	50:58.763								
41 1. Patrick MORGENSTERN 2. Tobias KLAES 3. Christian LOCH PORSCHE 356 A Coupé 1600 S 1957 GTS5															
1	1	7:11.542	1:30.655	2:34.031	3:06.856	162.8	7:11.542								
2	1	6:45.885	1:04.227	2:34.933	3:06.725	163.8	13:57.427								
3	1	6:48.781	1:03.997	2:35.047	3:09.737	159.7	20:46.208								
4	1	8:03.628	2:31.601	2:31.835	3:00.192	161.2	28:49.836								
5	1	6:29.541	1:02.283	2:28.488	2:58.770	177.4	35:19.377								
6	1	6:27.218	1:02.137	2:27.439	2:57.642	177.4	41:46.595								
7	1	6:22.219	1:00.478	2:27.503	2:54.238	167.8	48:08.814								
42 1. Mike Van THIEL 2. Jochem KENTGENS MORGAN +4 Super Sport 1962 GTS11															
1	1	6:19.001	1:22.871	2:12.552	2:43.578	191.0	6:19.001								





6-7-8 | 20
JUILLET | 18



PLATEAU 3 - GRID 3
LE MANS CLASSIC 2018
RACE 3

Sector Analysis

Personal Best Session Best B Crossing the finish line in pit lane

Table with 14 columns: Lap, D, Time, Sector 1, Sector 2, Sector 3, T. Spd, Elapsed. It shows race data for multiple laps, with highlighted best times and session bests.

Driver 43: 1. Tadakazu KOJIMA (ALFA ROMEO Giulietta SVZ 1957 GTS4). Table with 7 rows of lap data.

Driver 44: 1. François COINTREAU, 2. Patrice COUSSEAU, 3. Alfred COINTREAU, 4. Guillaume LE METAYER (LOTUS XI 1100 1958 TSRC3B). Table with 7 rows of lap data.

Driver 45: 1. Alex DE REGUERO (PORSCHE 356 A 1600 Speedster 1957 GTS5). Table with 8 rows of lap data.

Driver 46: 1. Eugène DELEPLANQUE (TVR Grantura MK III 1963 GTS11). Table with 9 rows of lap data.

Driver 50: 1. RICCI, 2. Frederic STOESSER, 3. Gautier ROSSIGNOL, 4. Jean-Jacques BALLY (LISTER Jaguar Knobby 1959 TSRC6B). Table with 2 rows of lap data.

Driver 51: 1. Michael MALONE, 2. Robert HALL (LOTUS XV 1959 TSRC4B). Table with 5 rows of lap data.

Driver 52: 1. Jacky LAGUERRE, 2. Yann ZAGAME (CD Panhard 1963 GT8). Table with 6 rows of lap data.

Driver 53: 1. Tom ALEXANDER, 2. Adrian WILLMOTT (ASTON MARTIN DB4 GT 1960 GTS7). Table with 3 rows of lap data.

Driver 54: 1. Marc GORDON, 2. Nicholas FINBURGH (LOTUS Elite S2 1961 GTS4). Table with 8 rows of lap data.

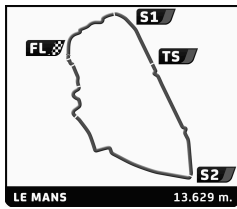
Driver 55: 1. David CLARK, 2. Pierre FILLON (LOTUS Elite 1959 GTS4). Table with 8 rows of lap data.

Driver 57: 1. Jeff MOYES (PORSCHE 356 A 1600 Speedster T2 1958 GTS5). Table with 1 row of lap data.





6-7-8 | 20 JUILLET | 18



PLATEAU 3 - GRID 3 LE MANS CLASSIC 2018 RACE 3

Sector Analysis

Personal Best Session Best B Crossing the finish line in pit lane

Lap	D	Time	Sector 1	Sector 2	Sector 3	T. Spd	Elapsed	Lap	D	Time	Sector 1	Sector 2	Sector 3	T. Spd	Elapsed
2	1	5:51.433	56.103	2:11.553	2:43.777	192.0	11:56.375	2	1	5:05.515	49.195	1:53.976	2:22.344	245.0	10:17.827
3	1	6:02.107 B	57.199	2:13.506	2:51.402	200.1	17:58.482	3	1	5:05.622	49.002	1:53.882	2:22.738	243.3	15:23.449
4	1	8:08.876	2:23.555	2:12.424	3:32.897	198.7	26:07.358	4	1	5:05.370	48.053	1:53.190	2:24.127	241.2	20:28.819
5	1	5:51.684	56.340	2:11.979	2:43.365	191.7	31:59.042	5	1	6:11.120 B	51.138	1:58.530	3:21.452	231.0	26:39.939
6	1	5:51.992	55.571	2:11.843	2:44.578	186.1	37:51.034								
7	1	5:51.539	56.468	2:11.581	2:43.490	193.0	43:42.573								
8	1	5:53.449	55.522	2:12.591	2:45.336	177.1	49:36.022								

Lap	D	Time	Sector 1	Sector 2	Sector 3	T. Spd	Elapsed
1	1	5:49.387	1:04.355	2:10.232	2:34.800	196.9	5:49.387
2	1	5:38.311	53.298	2:07.760	2:37.253	220.3	11:27.698
3	1	5:36.243	53.858	2:07.199	2:35.186	213.8	17:03.941
4	1	5:36.842	52.500	2:06.476	2:37.866	220.3	22:40.783
5	1	5:37.999 B	52.954	2:08.006	2:37.039	219.0	28:18.782
6	1	7:11.617	2:32.660	2:06.807	2:32.150	218.5	35:30.399
7	1	5:32.380	52.927	2:06.792	2:32.661	215.9	41:02.779
8	1	5:31.182	52.240	2:06.224	2:32.718	219.0	46:33.961
9	1	5:42.767	1:01.381	2:07.175	2:34.211	219.4	52:16.728

Lap	D	Time	Sector 1	Sector 2	Sector 3	T. Spd	Elapsed
1	1	6:04.796	1:10.820	2:11.867	2:42.109	182.1	6:04.796
2	1	5:45.247	54.736	2:11.439	2:39.072	185.2	11:50.043
3	1	5:51.789 B	55.088	2:13.345	2:43.356	188.4	17:41.832
4	1	8:11.388	2:29.749	2:13.268	3:28.371	183.9	25:53.220
5	1	5:53.412	55.625	2:15.160	2:42.627	179.1	31:46.632
6	1	5:51.899	56.884	2:15.232	2:39.783	164.3	37:38.531
7	1	5:46.503	54.591	2:12.196	2:39.716	176.5	43:25.034
8	1	5:51.575	54.722	2:13.430	2:43.423	184.9	49:16.609

Lap	D	Time	Sector 1	Sector 2	Sector 3	T. Spd	Elapsed
1	1	6:01.991	1:03.336	2:13.531	2:45.124	198.3	6:01.991
2	1	5:48.263	55.670	2:11.602	2:40.991	211.3	11:50.254
3	1	7:24.635 B	56.785	2:14.423	4:13.427	213.4	19:14.889
4	1	7:33.861	2:32.188	2:09.375	2:52.298	205.4	26:48.750
5	1	5:29.864	53.188	2:05.133	2:31.543	210.9	32:18.614
6	1	5:28.413	52.990	2:05.171	2:30.252	217.2	37:47.027
7	1	5:31.298	52.747	2:06.116	2:32.435	212.2	43:18.325
8	1	5:30.043	51.931	2:05.857	2:32.255	213.8	48:48.368

Lap	D	Time	Sector 1	Sector 2	Sector 3	T. Spd	Elapsed
1	1	6:59.797	1:30.434	2:30.930	2:58.433	158.1	6:59.797
2	1	6:30.767	1:01.298	2:31.190	2:58.279	156.8	13:30.564
3	1	6:40.449 B	1:01.385	2:32.306	3:06.758	159.7	20:11.013
4	1	7:52.924	2:32.833	2:26.953	2:53.138	170.2	28:03.937
5	1	6:19.874	59.356	2:27.527	2:52.991	175.7	34:23.811
6	1	6:19.100	1:01.937	2:25.796	2:51.367	173.7	40:42.911
7	1	6:15.086	58.625	2:26.247	2:50.214	174.3	46:57.997

Lap	D	Time	Sector 1	Sector 2	Sector 3	T. Spd	Elapsed
1	1	5:12.312	51.434	1:53.967	2:26.911	237.5	5:12.312

Lap	D	Time	Sector 1	Sector 2	Sector 3	T. Spd	Elapsed
1	1	5:57.423	1:25.296	2:00.767	2:31.360	211.7	5:57.423
2	1	5:22.526	50.619	1:59.153	2:32.754	219.4	11:19.949
3	1	5:21.040	51.795	1:58.529	2:30.716	229.1	16:40.989
4	1	5:38.145 B	52.037	1:59.364	2:46.744	215.1	22:19.134
5	1	6:38.379	2:09.239	1:57.408	2:31.732	221.6	28:57.513
6	1	5:17.496	50.898	1:56.859	2:29.739	221.2	34:15.009
7	1	5:20.737	51.054	2:00.099	2:29.584	215.5	39:35.746
8	1	5:15.870	52.209	1:55.472	2:28.189	216.8	44:51.616
9	1	5:18.356	53.167	1:56.866	2:28.323	215.5	50:09.972

Lap	D	Time	Sector 1	Sector 2	Sector 3	T. Spd	Elapsed
1	1	6:16.527	1:13.900	2:16.036	2:46.591	203.8	6:16.527
2	1	6:00.646	57.971	2:16.092	2:46.583	199.0	12:17.173
3	1	6:00.716	57.378	2:16.512	2:46.826	200.8	18:17.889
4	1	6:57.388 B	56.863	2:15.904	3:44.621	199.0	25:15.277
5	1	7:44.037	2:38.323	2:17.222	2:48.492	199.0	32:59.314
6	1	6:01.520	57.944	2:15.552	2:48.024	198.7	39:00.834
7	1	6:01.355	56.678	2:17.074	2:47.603	193.4	45:02.189
8	1	5:58.514	56.978	2:15.137	2:46.399	200.1	51:00.703

Lap	D	Time	Sector 1	Sector 2	Sector 3	T. Spd	Elapsed
1	1	5:08.351	1:01.632	1:50.044	2:16.675	213.8	5:08.351
2	1	4:53.393	47.170	1:48.401	2:17.822	234.5	10:01.744
3	1	4:51.005	46.888	1:47.865	2:16.252	231.0	14:52.749
4	1	5:01.928 B	47.489	1:51.617	2:22.822	220.3	19:54.677
5	1	6:55.793	2:13.562	1:52.193	2:50.038	234.0	26:50.470
6	1	4:57.295	47.472	1:50.930	2:18.893	235.0	31:47.765
7	1	4:54.756	47.426	1:50.372	2:16.958	224.4	36:42.521
8	1	4:56.182	47.616	1:49.605	2:18.961	232.5	41:38.703
9	1	4:59.065	48.165	1:51.552	2:19.348	214.7	46:37.768

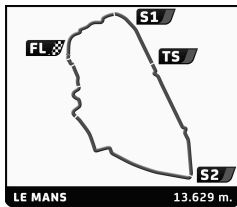
Lap	D	Time	Sector 1	Sector 2	Sector 3	T. Spd	Elapsed
1	1	6:23.670	1:21.880	2:11.280	2:50.510	183.0	6:23.670
2	1	6:00.079	58.681	2:12.598	2:48.800	171.0	12:23.749
3	1	6:00.000	57.169	2:10.337	2:52.494	170.5	18:23.749
4	1	6:46.754	57.041	2:12.549	3:37.164	165.8	25:10.503
5	1	6:15.798 B	57.902	2:12.426	3:05.470	209.3	31:26.301
6	1	8:46.098	3:19.467	2:27.142	2:59.489	147.1	40:12.399
7	1	6:16.784	1:01.346	2:17.876	2:57.562	170.5	46:29.183
8	1	6:21.844	1:03.594	2:20.769	2:57.481	185.5	52:51.027

Lap	D	Time	Sector 1	Sector 2	Sector 3	T. Spd	Elapsed
1	1	6:21.855	1:16.800	2:16.307	2:48.748	193.7	6:21.855
2	1	5:59.548	56.209	2:15.684	2:47.655	187.7	12:21.403





6-7-8 | 20 JUILLET | 18



PLATEAU 3 - GRID 3 LE MANS CLASSIC 2018 RACE 3

Sector Analysis

■ Personal Best ■ Session Best B Crossing the finish line in pit lane

Lap	D	Time	Sector 1	Sector 2	Sector 3	T. Spd	Elapsed	Lap	D	Time	Sector 1	Sector 2	Sector 3	T. Spd	Elapsed
3	1	6:07.500	B 55.887	2:17.720	2:53.893	186.1	18:28.903	2	1	6:04.066	57.982	2:17.366	2:48.718	183.0	12:26.085
4	1	8:10.273	2:23.404	2:20.390	3:26.479	180.0	26:39.176	3	1	6:05.535	B 56.800	2:15.322	2:53.413	194.1	18:31.620
5	1	6:05.841	57.748	2:18.422	2:49.671	191.0	32:45.017	4	1	7:42.150	2:01.214	2:16.611	3:24.325	194.8	26:13.770
6	1	6:02.867	57.703	2:17.014	2:48.150	192.7	38:47.884	5	1	6:00.662	57.000	2:16.525	2:47.137	194.1	32:14.432
7	1	6:01.704	56.649	2:16.957	2:48.098	192.7	44:49.588	6	1	5:58.120	57.044	2:14.871	2:46.205	195.5	38:12.552
8	1	6:01.009	57.179	2:16.233	2:47.597	194.8	50:50.597	7	1	5:55.344	56.809	2:14.553	2:43.982	194.1	44:07.896
								8	1	5:58.740	57.673	2:15.813	2:45.254	192.4	50:06.636

73		1.Yann LEDUC 2.Pierre AROSTEGUY		3.Philippe DUBRANA		TRIUMPH TR3 1957 GTS6	
1	1	6:18.675	1:14.716	2:17.090	2:46.869	180.0	6:18.675
2	1	6:01.826	56.983	2:16.519	2:48.324	181.2	12:20.501
3	1	5:59.047	55.916	2:16.596	2:46.535	179.7	18:19.548
4	1	6:57.099	B 56.307	2:15.005	3:45.787	183.0	25:16.647
5	1	8:06.389	2:45.098	2:23.994	2:57.297	155.0	33:23.036
6	1	6:15.362	1:00.458	2:21.514	2:53.390	164.3	39:38.398
7	1	6:28.623	1:11.926	2:20.374	2:56.323	172.6	46:07.021
8	1	6:13.484	1:00.073	2:19.459	2:53.952	176.8	52:20.505

77		1.Ian DALGLISH 2.James TURNER		JAGUAR Type E 3,8L 1961 GTS7			
1	1	5:23.061	56.605	1:59.113	2:27.343	215.5	5:23.061
2	1	5:17.132	51.428	1:58.620	2:27.084	217.2	10:40.193
3	1	5:25.112	B 51.301	1:57.170	2:36.641	215.5	16:05.305
4	1	6:57.568	2:18.868	1:58.816	2:39.884	222.1	23:02.873
5	1	5:18.763	51.973	1:58.359	2:28.431	201.6	28:21.636
6	1	5:19.669	50.773	2:02.705	2:26.191	196.9	33:41.305
7	1	5:15.010	50.886	1:57.453	2:26.671	200.1	38:56.315
8	1	5:13.833	50.757	1:56.516	2:26.560	218.5	44:10.148
9	1	5:18.055	52.403	1:57.205	2:28.447	215.1	49:28.203

78		1.Pascal DUHAMEL 2.Georges ROCCHIETTA		AC Aceca 1956 GTS12			
1	1	6:33.499	1:19.534	2:19.728	2:54.237	202.0	6:33.499
2	1	6:17.034	1:00.722	2:21.294	2:55.018	198.3	12:50.533
3	1	6:16.515	1:00.109	2:21.250	2:55.156	196.5	19:07.048
4	1	7:10.092	B 1:01.430	2:21.918	3:46.744	196.2	26:17.140
5	1	7:49.048	2:28.972	2:25.255	2:54.821	196.2	34:06.188
6	1	6:14.422	58.974	2:22.465	2:52.983	196.5	40:20.610
7	1	6:09.475	58.963	2:20.039	2:50.473	197.6	46:30.085
8	1	6:18.587	1:05.309	2:21.890	2:51.388	197.2	52:48.672

79		1.Dominique ROSELLO 2.Guillaume GAGNARD		AUSTIN HEALEY Sprite 1960 GTS3			
1	1	6:12.757	1:12.298	2:14.885	2:45.574	202.3	6:12.757
2	1	5:55.345	56.178	2:15.511	2:43.656	185.8	12:08.102
3	1	6:02.907	B 56.740	2:13.764	2:52.403	191.0	18:11.009
4	1	8:10.398	2:21.082	2:19.772	3:29.544	184.2	26:21.407
5	1	6:04.476	57.453	2:17.121	2:49.902	190.3	32:25.883
6	1	6:02.229	57.508	2:16.886	2:47.835	190.0	38:28.112
7	1	6:04.552	56.086	2:18.160	2:50.306	186.8	44:32.664
8	1	6:07.508	58.048	2:20.150	2:49.310	175.9	50:40.172

80		1.Jürgen SCHNEEGANS		LOTUS ELITE S2 1961 GTS4			
1	1	6:22.019	1:15.310	2:17.295	2:49.414	193.0	6:22.019