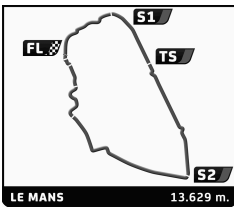




6-7-8 | 20  
JUILLET | 18



PLATEAU 3 - GRID 3  
LE MANS CLASSIC 2018  
RACE 2

Sector Analysis

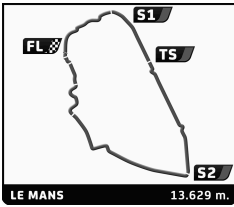
Personal Best Session Best B Crossing the finish line in pit lane

Table with columns: Lap, D, Time, Sector 1, Sector 2, Sector 3, T. Spd, Elapsed. Contains race results for 14 drivers including Stéphane WIMEZ, Ludovic CARON, Clive JOY, Spencer TRENERY, Peter VÖGELE, Diego MEIER, Arnold MEIER, Hans HUGENHOLTZ, Guillermo FIERRO, Adrien VAN DER KROFT, Pierre-Henry MAHUL, Thierry ARRAÏS, Olivier BLANPAIN, Vincent JANSSENS, and Albert STREMSKI.





6-7-8 | 20  
JUILLET | 18



PLATEAU 3 - GRID 3  
LE MANS CLASSIC 2018  
RACE 2

Sector Analysis

Personal Best Session Best B Crossing the finish line in pit lane

Table with 7 columns: Lap, D, Time, Sector 1, Sector 2, Sector 3, T. Spd, Elapsed. Rows 6-8.

Table with 7 columns: Lap, D, Time, Sector 1, Sector 2, Sector 3, T. Spd, Elapsed. Rows 5-9.

Driver 16: LUKAS. Ferrari 250 GT Bredvan 1961. GTP12. Lap times 1-9.

Driver 23: Nils-Fredrik NYBLAEUS, Jeremy WELCH. Austin Healey 3000 Mk 1 1959. GTS7. Lap times 1-9.

Driver 17: Bill STEPHENS, Will STEPHENS. Porsche 356 A GT Speedster 1959. GTSS5. Lap times 1-8.

Driver 25: John EMBERSON, Michael BELL. Morgan +4 Super Sport 1961. GTS11. Lap times 1-9.

Driver 19: Jean-Louis LAUREAU, Vincent DURSEN, Josselin PETER. Deutsch-Bonnet HBR5 1960. GT3B. Lap times 1-7.

Driver 26: Edwin STUCKY, Ludovic CHOLLEY. Chevrolet Corvette C1 1960. GTS7. Lap times 1-8.

Driver 21: Wolfgang FRIEDRICH. Aston Martin DP 212 1961. GTP12. Lap times 1-9.

Driver 27: Karsten LE BLANC, Christiaan VAN LANSCH. Austin Healey 3000 Mk 2 1960. GTS12. Lap times 1-9.

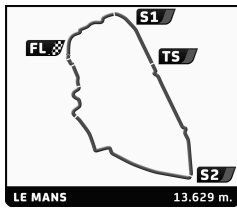
Driver 22: Quirina LOUWMAN, James WOOD. Lotus XV 1959. TSRC4B. Lap times 1-4.

Driver 28: Keith AHLERS. Morgan +4 Super Sport 1962. GTS11. Lap times 1-1.





# 6-7-8 | 20 JUILLET | 18



## PLATEAU 3 - GRID 3 LE MANS CLASSIC 2018 RACE 2

### Sector Analysis

Personal Best Session Best B Crossing the finish line in pit lane

Lap	D	Time	Sector 1	Sector 2	Sector 3	T. Spd	Elapsed
1	1	5:38.174	59.981	2:05.015	2:33.178	224.4	5:38.174
2	1	5:24.324	50.969	2:02.869	2:30.486	212.2	11:02.498
3	1	5:23.282	50.833	2:03.029	2:29.420	215.1	16:25.780
4	1	5:24.079	50.861	2:02.878	2:30.340	212.2	21:49.859
5	1	5:32.948	52.245	2:01.565	2:39.138	218.5	27:22.807
6	1	6:50.262	2:18.099	2:02.448	2:29.715	218.1	34:13.069
7	1	5:23.839	51.077	2:03.897	2:28.865	190.7	39:36.908
8	1	5:25.152	52.808	2:01.432	2:30.912	219.0	45:02.060
9	1	5:24.025	50.187	2:04.927	2:28.911	186.5	50:26.085

30		1.Olivier MAZOYER		MG A 1959			
				GTS5			
1	1	6:11.768	1:09.556	2:16.546	2:45.666	174.8	6:11.768
2	1	5:56.845	55.017	2:15.436	2:46.392	170.2	12:08.613
3	1	5:56.556	55.456	2:13.774	2:47.326	182.1	18:05.169
4	1	6:04.879	55.846	2:14.571	2:54.462	183.3	24:10.048
5	1	7:32.395	2:30.594	2:15.998	2:45.803	174.3	31:42.443
6	1	6:00.098	56.632	2:15.852	2:47.614	168.6	37:42.541
7	1	6:00.835	56.650	2:17.363	2:46.822	183.3	43:43.376
8	1	5:57.321	55.576	2:17.544	2:44.201	156.5	49:40.697

31		1.Daniel NASH		TVR Grantura MK III 1962			
		2.Steve KEATING		GTP11			
1	1	6:29.308	1:17.493	2:18.364	2:53.451	203.8	6:29.308
2	1	6:07.540	1:03.787	2:12.915	2:50.838	210.5	12:36.848
3	1	5:58.214	58.528	2:12.133	2:47.553	169.7	18:35.062
4	1	6:07.192	56.798	2:15.302	2:54.192	206.2	24:42.254
5	1	7:28.577	2:32.298	2:09.916	2:46.363	199.0	32:10.831
6	1	5:53.160	56.200	2:11.420	2:45.540	201.6	38:03.991
7	1	6:00.982	55.094	2:18.185	2:47.703	212.6	44:04.973
8	1	5:56.278	55.367	2:14.004	2:46.907	197.9	50:01.251

32		1.Gonzague RUCHAUD		TRIUMPH TR4 1961			
		2.Stanislas GURDJIAN		GTS6B			
1	1	5:59.199	1:04.327	2:12.665	2:42.207	174.0	5:59.199
2	1	5:46.084	54.599	2:12.683	2:38.802	200.1	11:45.283
3	1	5:43.765	54.131	2:11.553	2:38.081	189.0	17:29.048
4	1	5:51.379	54.335	2:11.447	2:45.597	196.2	23:20.427
5	1	7:50.872	2:42.461	2:14.369	2:54.042	203.1	31:11.299
6	1	6:04.838	58.516	2:16.422	2:49.900	181.5	37:16.137
7	1	5:55.141	55.676	2:11.839	2:47.626	207.3	43:11.278
8	1	5:55.050	55.409	2:14.921	2:44.720	180.9	49:06.328

33		1.Fabrice PERRUCHOT		LOTUS Elite 1960			
				GTS4			
1	1	6:43.633	1:20.840	2:23.714	2:59.079	173.7	6:43.633
2	1	6:13.538	58.896	2:20.734	2:53.908	178.5	12:57.171
3	1	6:08.068	58.956	2:19.264	2:49.848	182.1	19:05.239
4	1	6:18.971	58.615	2:20.676	2:59.680	182.7	25:24.210
5	1	7:57.343	2:44.717	2:18.872	2:53.754	177.7	33:21.553
6	1	6:10.469	58.530	2:19.593	2:52.346	177.4	39:32.022
7	1	6:06.492	58.794	2:18.943	2:48.755	167.3	45:38.514
8	1	6:10.937	59.373	2:23.560	2:48.004	147.3	51:49.451

36		1.Keiichi MORI		3.Hisashi KUNIE		LOTUS Elite 1960	
		2.Tetsuya MAKINO		4.Jonai MASAKI		GTS4	
1	1	7:02.111	1:21.842	2:34.110	3:06.159	171.0	7:02.111
2	1	6:36.618	1:02.651	2:31.061	3:02.906	175.4	13:38.729
3	1	6:28.370	1:00.817	2:28.652	2:58.901	175.1	20:07.099
4	1	6:48.230	1:01.175	2:30.578	3:16.477	173.7	26:55.329
5	1	10:28.270	3:25.449	3:18.508	3:44.313	134.1	37:23.599
6	1	7:52.178	1:13.993	3:01.279	3:36.906	136.2	45:15.777
7	1	7:32.020	1:16.356	2:59.019	3:16.645	141.2	52:47.797

37		1.Hubert GODEFROY		DEUTSCH-BONNET HBR5 1958			
		2.Pierre DUPRAT		GTS3			
1	1	7:32.301	1:26.325	2:48.495	3:17.481	135.2	7:32.301
2	1	7:32.540	1:06.851	2:45.789	3:39.900	142.1	15:04.841
3	1	8:43.193	2:39.562	2:45.827	3:17.804	141.2	23:48.034
4	1	7:14.849	1:06.029	2:46.822	3:21.998	131.5	31:02.883
5	1	7:13.598	1:07.272	2:47.284	3:19.042	141.0	38:16.481
6	1	7:12.282	1:07.381	2:45.478	3:19.423	155.0	45:28.763
7	1	7:27.123	1:08.032	2:53.858	3:25.233	129.0	52:55.886

38		1.Gaël REGENT		MORGAN +4 Super Sport 1962			
		2.Jérémy GARAMOND		GTS11			
1	1	6:07.263	1:04.711	2:15.333	2:47.219	164.1	6:07.263
2	1	5:59.770	56.536	2:17.014	2:46.220	195.1	12:07.033
3	1	5:57.054	55.829	2:12.961	2:48.264	190.7	18:04.087
4	1	6:03.502	55.906	2:13.778	2:53.818	189.4	24:07.589
5	1	7:24.551	2:33.682	2:11.827	2:39.042	186.8	31:32.140
6	1	5:39.751	53.128	2:08.295	2:38.328	184.9	37:11.891
7	1	5:38.062	53.042	2:08.859	2:36.161	191.3	42:49.953
8	1	5:39.212	52.634	2:10.441	2:36.137	175.9	48:29.165

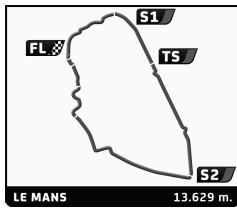
40		1.Simon KING		MORGAN + 4 1961			
		2.Philip ST CLAIR TISDALL		GTS6			
1	1	6:31.703	1:18.326	2:25.165	2:48.212	169.4	6:31.703
2	1	6:05.470	59.985	2:16.536	2:48.949	183.6	12:37.173
3	1	5:57.977	56.115	2:16.170	2:45.692	173.4	18:35.150
4	1	6:03.607	56.557	2:15.947	2:51.103	185.2	24:38.757
5	1	8:26.852	2:39.841	2:35.696	3:11.315	145.5	33:05.609
6	1	6:39.693	1:03.507	2:28.191	3:07.995	151.1	39:45.302
7	1	6:27.358	1:00.190	2:26.055	3:01.113	162.8	46:12.660

41		1.Patrick MORGENSTERN		3.Christian LOCH		PORSCHE 356 A Coupé 1600 S 1957	
		2.Tobias KLAES				GTS5	
1	1	7:18.411	1:30.495	2:36.389	3:11.527	156.8	7:18.411
2	1	6:50.310	1:06.745	2:34.756	3:08.809	160.9	14:08.721
3	1	6:52.327	1:05.525	2:33.820	3:12.982	164.8	21:01.048
4	1	8:50.938	3:06.925	2:36.769	3:07.244	166.8	29:51.986
5	1	6:39.538	1:02.869	2:34.316	3:02.353	170.2	36:31.524
6	1	6:32.295	1:01.451	2:30.868	2:59.976	170.7	43:03.819
7	1	6:39.069	1:03.482	2:31.079	3:04.508	156.3	49:42.888

42		1.Mike Van THIEL		MORGAN +4 Super Sport 1962			
		2.Jochem KENTGENS		GTS11			
1	1	6:28.696	1:08.958	2:18.221	3:01.517	182.7	6:28.696



6-7-8 | 20  
JUILLET | 18



PLATEAU 3 - GRID 3  
LE MANS CLASSIC 2018  
RACE 2

Sector Analysis

Personal Best Session Best B Crossing the finish line in pit lane

Table with 10 columns: Lap, D, Time, Sector 1, Sector 2, Sector 3, T. Spd, Elapsed. Rows 2-3 and 8-9.

44 LOTUS XI 1100 1958 TSRC3B  
1. François COINTREAU 3. Alfred COINTREAU  
2. Patrice COUSSEAU 4. Guillaume LE METAYER  
Lap 1-7 data

52 CD Panhard 1963 GT8  
1. Jacky LAGUERRE  
2. Yann ZAGAME  
Lap 1-5 data

45 PORSCHE 356 A 1600 Speedster 1957 GTS5  
1. Alex DE REGUERO  
Lap 1-7 data

53 ASTON MARTIN DB4 GT 1960 GTS7  
1. Tom ALEXANDER  
2. Adrian WILLMOTT  
Lap 1-9 data

46 TVR Grantura MK III 1963 GTS11  
1. Eugène DELEPLANQUE  
Lap 1-9 data

54 LOTUS Elite S2 1961 GTS4  
1. Marc GORDON  
2. Nicholas FINBURGH  
Lap 1-8 data

50 LISTER Jaguar Knobbly 1959 TSRC6B  
1. RICCI 3. Gautier ROSSIGNOL  
2. Frederic STOEESER 4. Jean-Jacques BALLY  
Lap 1-8 data

55 LOTUS Elite 1959 GTS4  
1. David CLARK  
2. Pierre FILLON  
Lap 1-8 data

51 LOTUS XV 1959 TSRC4B  
1. Michael MALONE  
2. Robert HALL  
Lap 1-7 data

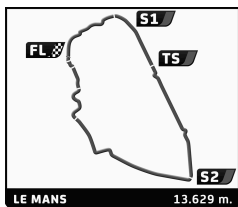
57 PORSCHE 356 A 1600 Speedster T2 1958 GTS5  
1. Jeff MOYES  
Lap 1-8 data







6-7-8 | 20  
JUILLET | 18



PLATEAU 3 - GRID 3  
LE MANS CLASSIC 2018  
RACE 2

Sector Analysis

Personal Best Session Best B Crossing the finish line in pit lane

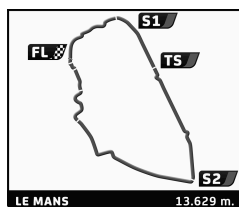
Table with columns: Lap, D, Time, Sector 1, Sector 2, Sector 3, T. Spd, Elapsed. Rows include driver names, car models, and lap times for various race numbers (58, 59, 60, 61, 62, 63, 66, 67, 68, 70).

RICHARD MILLE EFG





# 6-7-8 | 20 JUILLET | 18



## PLATEAU 3 - GRID 3 LE MANS CLASSIC 2018 RACE 2

### Sector Analysis

■ Personal Best ■ Session Best ■ Crossing the finish line in pit lane

Lap	D	Time	Sector 1	Sector 2	Sector 3	T. Spd	Elapsed	Lap	D	Time	Sector 1	Sector 2	Sector 3	T. Spd	Elapsed	
<b>71</b>	1. Marc JULLY						LOTUS Elite 1961	6	1	6:20.667	59.922	2:29.108	2:51.637	192.7	40:04.818	
	2. Eric GOERTZ						GTS4	7	1	<b>6:08.422</b>	<b>58.106</b>	<b>2:19.677</b>	<b>2:50.639</b>	197.9	46:13.240	
	1	1	6:22.105	1:13.472	2:17.418	2:51.215	174.5	6:22.105	1	1	6:29.919	1:10.678	2:22.673	2:56.568	160.4	6:29.919
	2	1	5:57.805	57.110	2:15.517	2:45.178	194.1	12:19.910	2	1	6:20.807	1:00.753	2:23.789	2:56.265	184.2	12:50.726
	3	1	<b>5:55.897</b>	<b>56.525</b>	2:15.176	<b>2:44.196</b>	201.6	18:15.807	3	1	6:22.562 <b>B</b>	57.699	2:22.565	3:02.298	164.3	19:13.288
	4	1	6:06.998 <b>B</b>	56.675	<b>2:14.990</b>	2:55.333	194.1	24:22.805	4	1	8:07.597	2:49.571	2:20.785	2:57.241	174.5	27:20.885
	5	1	7:39.690	2:33.758	2:16.369	2:49.563	188.7	32:02.495	5	1	6:02.393	57.028	2:16.805	2:48.560	184.2	33:23.278
	6	1	6:18.497	58.301	2:26.003	2:54.193	157.4	38:20.992	6	1	6:07.520	57.102	2:17.257	2:53.161	193.4	39:30.798
	7	1	6:11.189	58.906	2:21.317	2:50.966	163.8	44:32.181	7	1	<b>5:59.080</b>	57.007	<b>2:14.798</b>	2:47.275	196.9	45:29.878
8	1	6:17.257	59.680	2:26.193	2:51.384	146.7	50:49.438	8	1	6:02.407	<b>56.874</b>	2:18.488	<b>2:47.045</b>	155.6	51:32.285	
<b>72</b>	1. Christopher WILKS		3. Mark DANIELL				MG A Twin Cam 1959									
	2. Mark ELLIS						GTS5									
	1	1	6:30.530	1:17.813	<b>2:20.609</b>	2:52.108	188.4	6:30.530								
	2	1	<b>6:14.168</b>	1:01.929	2:20.875	<b>2:51.364</b>	185.8	12:44.698								
	3	1	6:16.761	<b>57.880</b>	2:23.557	2:55.324	170.7	19:01.459								
	4	1	6:23.961 <b>B</b>	58.051	2:23.238	3:02.672	167.8	25:25.420								
	5	1	8:02.116	2:37.531	2:23.498	3:01.087	187.4	33:27.536								
	6	1	6:25.355	1:00.769	2:24.278	3:00.308	171.8	39:52.891								
7	1	6:17.446	1:00.135	2:22.411	2:54.900	181.5	46:10.337									
<b>73</b>	1. Yann LEDUC		3. Philippe DUBRANA				TRIUMPH TR3 1957									
	2. Pierre AROSTEGUY						GTS6									
	1	1	6:45.705	1:17.074	2:26.018	3:02.613	170.2	6:45.705								
	2	1	6:31.722	1:02.194	2:21.201	3:08.327	160.4	13:17.427								
	3	1	<b>6:25.062</b>	1:02.829	2:20.529	<b>3:01.704</b>	163.6	19:42.489								
	4	1	6:38.089 <b>B</b>	<b>1:00.473</b>	<b>2:20.233</b>	3:17.383	165.3	26:20.578								
	5	1	8:34.606	2:52.368	2:30.796	3:11.442	155.0	34:55.184								
6	1	6:45.837	1:03.318	2:31.293	3:11.226	145.9	41:41.021									
<b>75</b>	1. Manfred FREISINGER						PORSCHE 550 A 1957									
							TSRC3A									
	1	1	5:52.603	1:02.826	2:10.826	2:38.951	159.3	5:52.603								
2	1	<b>5:36.813</b>	<b>53.585</b>	2:06.905	<b>2:36.323</b>	192.4	11:29.416									
3	1	5:47.506 <b>B</b>	53.972	<b>2:05.843</b>	2:47.691	195.5	17:16.922									
<b>77</b>	1. Ian DALGLISH						JAGUAR Type E 3,8L 1961									
	2. James TURNER						GTS7									
	1	1	6:15.649	1:23.398	2:11.530	2:40.721	168.6	6:15.649								
	2	1	5:33.197	52.603	2:07.630	2:32.964	169.9	11:48.846								
	3	1	<b>5:25.758</b>	<b>51.991</b>	2:02.752	<b>2:31.015</b>	184.2	17:14.604								
	4	1	5:30.548 <b>B</b>	51.994	<b>2:00.097</b>	2:38.457	197.2	22:45.152								
	5	1	7:49.814	2:50.875	2:10.253	2:48.686	161.6	30:34.966								
	6	1	5:45.441	57.080	2:09.509	2:38.852	195.8	36:20.407								
	7	1	5:34.335	53.489	2:04.867	2:35.979	187.7	41:54.742								
8	1	5:51.650 <b>B</b>	52.909	2:04.830	2:53.911	188.7	47:46.392									
<b>78</b>	1. Pascal DUHAMEL						AC Aceca 1956									
	2. Georges ROCCHIETTA						GTS12									
	1	1	6:51.676	1:26.670	2:26.819	2:58.187	165.8	6:51.676								
	2	1	6:22.296	1:01.352	2:22.314	2:58.630	194.8	13:13.972								
	3	1	6:24.374	1:03.333	2:23.597	2:57.444	186.5	19:38.346								
4	1	6:24.166 <b>B</b>	1:01.089	2:22.637	3:00.440	196.5	26:02.512									
5	1	7:41.639	2:26.332	2:22.223	2:53.084	196.2	33:44.151									

