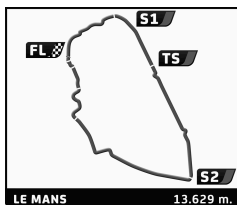




6-7-8 | 20 JUILLET | 18



PLATEAU 3 - GRID 3 LE MANS CLASSIC 2018 RACE 1

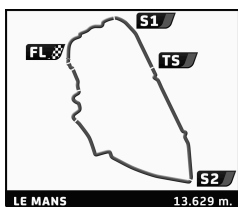
Sector Analysis

Personal Best Session Best B Crossing the finish line in pit lane

Lap	D	Time	Sector 1	Sector 2	Sector 3	T. Spd	Elapsed	Lap	D	Time	Sector 1	Sector 2	Sector 3	T. Spd	Elapsed
1. Stéphane WIMEZ 2. Ludovic CARON								AUSTIN HEALEY 3000 Mk 1 1960 GTS7							
1	1	5:23.236	53.697	2:00.664	2:28.875	212.2	5:23.236	7	1	5:06.365	49.777	1:50.186	2:26.402	213.0	38:00.342
2	1	5:21.411	52.550	1:59.929	2:28.932	201.6	10:44.647	8	1	5:07.444	51.109	1:53.408	2:22.927	194.1	43:07.786
3	1	5:19.402	51.263	1:59.597	2:28.542	202.3	16:04.049	9	1	5:06.189	49.038	1:55.523	2:21.628	200.8	48:13.975
4	1	5:30.110	51.992	2:00.566	2:37.552	199.0	21:34.159								
5	1	6:45.937	2:14.175	2:00.910	2:30.852	197.2	28:20.096								
6	1	5:33.406	51.019	2:00.548	2:41.839	200.1	33:53.502								
7	1	5:22.859	51.803	2:00.562	2:30.494	199.0	39:16.361								
8	1	5:23.954	52.635	2:00.853	2:30.466	202.0	44:40.315								
9	1	5:23.679	51.032	2:03.079	2:29.568	192.7	50:03.994								
2. Clive JOY 3. Spencer TRENERY 2. Patrick SIMON 4. Emmanuel COLLARD								FERRARI 250 GT Berlinetta 1960 GTS7							
1	1	5:36.175	52.435	2:06.711	2:37.029	215.5	5:36.175								
2	1	5:34.533	54.746	2:04.272	2:35.515	194.8	11:10.708								
3	1	5:26.691	53.127	2:01.600	2:31.964	210.9	16:37.399								
4	1	5:26.498	52.344	2:01.655	2:32.499	200.5	22:03.897								
5	1	5:44.791	55.180	2:05.071	2:44.540	197.9	27:48.688								
6	1	6:51.682	2:24.673	2:00.181	2:26.828	186.8	34:40.370								
7	1	5:13.193	49.992	1:56.992	2:26.209	215.9	39:53.563								
8	1	5:19.058	50.682	2:03.586	2:24.790	224.4	45:12.621								
9	1	5:22.426	50.257	2:06.562	2:25.607	210.1	50:35.047								
3. Peter VÖGELE								Porsche 718 - RS60 1960 TSRC4B							
1	1	5:47.469	1:08.462	2:07.503	2:31.504	193.0	5:47.469								
2	1	5:30.479	53.761	2:05.711	2:31.007	184.6	11:17.948								
3	1	5:33.826	52.510	2:02.938	2:38.378	199.0	16:51.774								
4	1	6:55.638	2:19.693	2:05.256	2:30.689	191.0	23:47.412								
5	1	5:21.739	51.474	2:02.050	2:28.215	212.2	29:09.151								
6	1	5:22.368	50.602	2:01.382	2:30.384	200.8	34:31.519								
7	1	5:23.404	51.313	2:02.379	2:29.712	192.0	39:54.923								
8	1	5:23.676	50.385	2:05.061	2:28.230	208.1	45:18.599								
9	1	5:24.296	51.483	2:05.513	2:27.300	207.3	50:42.895								
4. Diego MEIER 2. Arnold MEIER								FERRARI 250 GT Berlinetta 1961 GTS7							
1	1	5:46.489	1:04.556	2:03.329	2:38.604	188.1	5:46.489								
2	1	5:43.448	54.867	2:07.281	2:41.300	168.4	11:29.937								
3	1	5:45.896	55.667	2:03.148	2:47.081	193.7	17:15.833								
4	1	7:18.179	2:34.518	2:04.183	2:39.478	192.4	24:34.012								
5	1	5:40.830	55.802	2:04.899	2:40.129	174.3	30:14.842								
6	1	5:52.990	55.391	2:03.304	2:54.295	223.9	36:07.832								
7	1	5:38.142	55.417	2:04.678	2:38.047	178.8	41:45.974								
8	1	5:40.424	55.082	2:05.673	2:39.669	206.9	47:26.398								
5. Hans HUGENHOLTZ								Lister Jaguar Costin 1959 TSRC6B							
1	1	5:15.534	55.976	1:56.919	2:22.639	202.7	5:15.534								
2	1	5:08.165	50.078	1:52.161	2:25.926	200.1	10:23.699								
3	1	5:06.354	49.469	1:53.315	2:23.570	208.1	15:30.053								
4	1	5:24.303	50.043	1:52.378	2:41.882	194.1	20:54.356								
5	1	6:52.332	2:22.592	2:02.536	2:27.204	185.2	27:46.688								
6	1	5:07.289	50.662	1:53.355	2:23.272	213.8	32:53.977								
6. Guillermo FIERRO								MASERATI T61 Birdcage 1960 TSRC5B							
1	1	5:25.167	1:01.754	1:57.054	2:26.359	223.9	5:25.167								
2	1	5:07.852	50.928	1:54.288	2:22.636	237.0	10:33.019								
3	1	5:12.127	49.407	1:53.620	2:29.100	251.2	15:45.146								
4	1	5:08.389	49.298	1:54.753	2:24.338	252.3	20:53.535								
5	1	5:04.300	49.563	1:53.737	2:21.000	251.8	25:57.835								
6	1	5:15.315	51.619	1:53.883	2:29.813	226.7	31:13.150								
7	1	6:36.890	2:20.930	1:53.582	2:22.378	252.9	37:50.040								
8	1	5:08.215	50.157	1:54.341	2:23.717	252.9	42:58.255								
9	1	5:16.949	50.316	2:03.292	2:23.341	246.6	48:15.204								
7. Pierre BESSE 2. Marvin SORIN								JAGUAR Type E, 3.8L 1962 GTS12							
1	1	6:21.600	1:15.586	2:10.100	2:55.914	187.4	6:21.600								
2	1	7:11.659	1:00.331	2:32.807	3:38.521	162.3	13:33.259								
8. Adrien VAN DER KROFT								MORGAN + 4 1959 GTS6							
1	1	5:55.584	1:09.237	2:10.965	2:35.382	200.1	5:55.584								
2	1	5:40.249	53.950	2:10.309	2:35.990	201.2	11:35.833								
3	1	5:36.524	53.641	2:09.472	2:33.411	203.8	17:12.357								
4	1	5:39.300	53.698	2:10.263	2:35.339	202.7	22:51.657								
5	1	5:53.960	53.453	2:13.573	2:46.934	186.5	28:45.617								
6	1	7:00.716	2:13.987	2:09.689	2:37.400	183.6	35:46.333								
7	1	5:37.798	52.552	2:09.094	2:36.152	201.6	41:24.131								
8	1	5:38.673	52.831	2:09.083	2:36.759	198.3	47:02.804								
9	1	5:39.239	52.358	2:11.769	2:35.112	196.9	52:42.043								
9. Pierre-Henry MAHUL 2. Thierry ARRAÏS								DEUTSCH-BONNET HBR Barquette 1957 TSRC2A							
1	1	7:37.278	1:38.799	2:44.012	3:14.467	167.3	7:37.278								
2	1	7:14.547	1:03.914	2:43.223	3:27.410	163.1	14:51.825								
3	1	7:50.927	1:49.019	2:44.495	3:17.413	163.1	22:42.752								
4	1	8:22.691	2:31.283	2:42.587	3:08.821	155.2	31:05.443								
5	1	6:51.599	1:03.987	2:41.255	3:06.357	155.2	37:57.042								
6	1	6:50.485	1:03.476	2:39.404	3:07.605	155.4	44:47.527								
7	1	6:50.199	1:03.652	2:38.326	3:08.221	167.1	51:37.726								
11. Olivier BLANPAIN 2. Vincent JANSSENS								COOPER T49 Monaco 1959 TSRC4B							
1	1	5:27.932	57.418	2:02.666	2:27.848	190.0	5:27.932								
2	1	5:19.059	51.318	1:59.614	2:28.127	193.4	10:46.991								
3	1	5:22.577	51.624	1:59.114	2:31.839	193.0	16:09.568								
4	1	5:34.931	50.650	2:01.144	2:43.137	211.7	21:44.499								
5	1	6:41.687	2:09.001	2:01.134	2:31.552	210.9	28:26.186								
6	1	5:21.441	52.026	1:58.918	2:30.497	203.5	33:47.627								
7	1	5:20.356	50.719	2:00.611	2:29.026	194.4	39:07.983								
8	1	5:17.798	51.069	1:58.771	2:27.958	209.3	44:25.781								
9	1	5:24.402	52.037	2:01.474	2:30.891	176.2	49:50.183								



6-7-8 | 20
JUILLET | 18



PLATEAU 3 - GRID 3
LE MANS CLASSIC 2018
RACE 1

Sector Analysis

Personal Best Session Best B Crossing the finish line in pit lane

Table with columns: Lap D, Time, Sector 1, Sector 2, Sector 3, T. Spd, Elapsed. Rows include driver names, car models, and lap-by-lap performance data for various drivers like Albert STREMINSKI, LUKAS, Bill STEPHENS, etc.

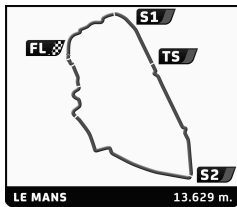
RICHARD MILLE

EFG





6-7-8 | 20
JUILLET | 18



PLATEAU 3 - GRID 3
LE MANS CLASSIC 2018
RACE 1

Sector Analysis

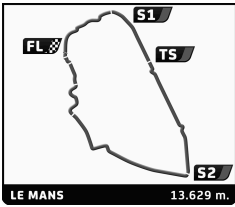
Personal Best Session Best B Crossing the finish line in pit lane

Table with columns: Lap, D, Time, Sector 1, Sector 2, Sector 3, T. Spd, Elapsed. Contains race results for drivers 28-39, including names, car models, and sector times.





6-7-8 | 20
JUILLET | 18



PLATEAU 3 - GRID 3
LE MANS CLASSIC 2018
RACE 1

Sector Analysis

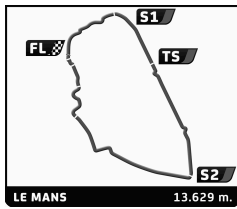
Personal Best Session Best B Crossing the finish line in pit lane

Table with columns: Lap, D, Time, Sector 1, Sector 2, Sector 3, T. Spd, Elapsed. Contains race data for drivers 40-51, including names, car models, and lap times.





6-7-8 | 20 JUILLET | 18



PLATEAU 3 - GRID 3 LE MANS CLASSIC 2018 RACE 1

Sector Analysis

■ Personal Best
 ■ Session Best
 ■ Crossing the finish line in pit lane

Lap	D	Time	Sector 1	Sector 2	Sector 3	T. Spd	Elapsed	Lap	D	Time	Sector 1	Sector 2	Sector 3	T. Spd	Elapsed
2	1	5:16.321	51.238	1:58.723	2:26.360	188.1	10:42.996	1	1	6:52.318	1:30.822	2:26.094	2:55.402	178.2	6:52.318
3	1	5:20.361	50.707	1:59.903	2:29.751	207.7	16:03.357	2	1	6:27.537	1:00.806	2:21.503	3:05.228	189.7	13:19.855
4	1	5:27.511 B	50.610	1:57.304	2:39.597	192.4	21:30.868	3	1	6:33.514 B	1:00.684	2:24.362	3:08.468	177.4	19:53.369
5	1	6:52.182	2:23.959	1:59.265	2:28.958	219.8	28:23.050	4	1	7:51.755	2:28.201	2:25.928	2:57.626	179.4	27:45.124
6	1	5:56.778	1:08.553	2:17.612	2:30.613	198.7	34:19.828	5	1	6:24.422	1:00.100	2:25.314	2:59.008	170.2	34:09.546
7	1	5:25.989	52.431	2:03.139	2:30.419	204.6	39:45.817	6	1	6:26.943	1:02.997	2:26.491	2:57.455	169.7	40:36.489
8	1	5:23.866	51.581	2:04.463	2:27.822	189.4	45:09.683	7	1	6:31.236	1:02.824	2:30.466	2:57.946	154.1	47:07.725
9	1	5:48.836	51.991	2:08.886	2:47.959	206.5	50:58.519	8	1	6:39.517	1:03.005	2:31.988	3:04.524	160.4	53:47.242

52		CD Panhard 1963 GT8																	
1. Jacky LAGUERRE																			
2. Yann ZAGAME																			
1	1	7:52.736	1:45.677	2:48.521	3:18.538	151.1	7:52.736												
2	1	7:14.375	1:06.436	2:47.418	3:20.521	156.3	15:07.111												
3	1	7:13.051 B	1:06.400	2:45.705	3:20.946	159.0	22:20.162												
4	1	9:06.269	2:51.606	2:50.983	3:23.680	159.0	31:26.431												
5	1	7:25.293	1:10.328	2:53.126	3:21.839	141.9	38:51.724												
6	1	7:20.508	1:08.381	2:51.657	3:20.470	158.3	46:12.232												
7	1	7:15.721	1:07.474	2:49.746	3:18.501	159.5	53:27.953												

53		ASTON MARTIN DB4 GT 1960 GTS7																	
1. Tom ALEXANDER																			
2. Adrian WILLMOTT																			
1	1	4:53.771	46.432	1:51.340	2:15.999	242.8	4:53.771												
2	1	4:55.975	47.662	1:50.052	2:18.261	240.1	9:49.746												
3	1	5:03.782	48.255	1:50.428	2:25.099	246.1	14:53.528												
4	1	5:00.351	47.850	1:51.107	2:21.394	247.8	19:53.879												
5	1	5:05.162 B	49.056	1:50.628	2:25.478	251.8	24:59.041												
6	1	6:54.193	2:21.046	1:57.816	2:35.331	206.5	31:53.234												
7	1	5:20.692	52.583	1:56.873	2:31.236	213.0	37:13.926												
8	1	5:18.495	52.143	1:56.953	2:29.399	209.7	42:32.421												
9	1	5:21.242	53.521	2:01.088	2:26.633	192.4	47:53.663												

54		LOTUS Elite S2 1961 GTS4																	
1. Marc GORDON																			
2. Nicholas FINBURGH																			
1	1	6:12.261	1:09.752	2:16.762	2:45.747	184.2	6:12.261												
2	1	6:15.092 B	59.010	2:20.015	2:56.067	174.0	12:27.353												
3	1	6:33.427	1:34.327	2:16.945	2:42.155	180.6	19:00.780												
4	1	5:59.598 B	54.311	2:17.897	2:47.390	176.5	25:00.378												
5	1	7:22.851	2:28.436	2:14.096	2:40.319	184.9	32:23.229												
6	1	5:48.019	54.127	2:12.967	2:40.925	188.1	38:11.248												
7	1	5:50.573	54.939	2:15.894	2:39.740	186.5	44:01.821												
8	1	5:43.066	53.950	2:11.414	2:37.702	193.0	49:44.887												

55		LOTUS Elite 1959 GTS4																	
1. David CLARK																			
2. Pierre FILLON																			
1	1	5:53.455	1:06.435	2:09.957	2:37.063	210.5	5:53.455												
2	1	5:39.386	54.038	2:08.635	2:36.713	208.9	11:32.841												
3	1	5:39.176	55.387	2:07.600	2:36.189	215.1	17:12.017												
4	1	5:39.286	54.010	2:08.664	2:36.612	213.0	22:51.303												
5	1	5:53.406 B	53.415	2:08.462	2:51.529	204.2	28:44.709												
6	1	7:38.781	2:41.635	2:12.936	2:44.210	190.7	36:23.490												
7	1	5:46.930	55.047	2:10.551	2:41.332	201.6	42:10.420												
8	1	5:58.270	54.618	2:22.500	2:41.152	204.6	48:08.690												

56		LOTUS Elite S2 1960 GTS4													
1. Patrick HELLO															

57		PORSCHE 356 A 1600 Speedster T2 1958 GTSS																	
1. Jeff MOYES																			
1	1	6:23.079	1:18.327	2:13.851	2:50.901	192.7	6:23.079												
2	1	5:56.876	56.525	2:12.937	2:47.414	196.5	12:19.955												
3	1	6:00.766 B	56.680	2:13.257	2:50.829	185.2	18:20.721												
4	1	7:22.884	2:26.770	2:12.380	2:43.734	189.7	25:43.605												
5	1	6:01.715	58.195	2:15.146	2:48.374	186.1	31:45.320												
6	1	5:56.581	56.342	2:15.120	2:45.119	189.4	37:41.901												
7	1	5:54.735	57.404	2:14.173	2:43.158	203.8	43:36.636												
8	1	5:55.389	58.651	2:12.865	2:43.873	206.9	49:32.025												

58		LOTUS XI 1500 1958 TSRC2																	
1. Harindra de SILVA																			
2. Timothy de SILVA																			
1	1	6:35.009	1:36.766	2:12.618	2:45.625	178.5	6:35.009												

59		ALFA ROMEO Giulietta SZ 1962 GTS10																	
1. Olivier TANCOGNE																			
1	1	6:01.717	1:08.713	2:12.412	2:40.592	206.5	6:01.717												
2	1	5:41.572	54.252	2:10.645	2:36.675	211.7	11:43.289												
3	1	5:43.077	53.921	2:09.863	2:39.293	214.7	17:26.366												

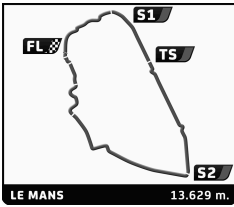
60		PORSCHE 356 A Speedster 1957 GTSS																	
1. Matthew PARSONS																			
1	1	6:14.110	1:12.978	2:14.471	2:46.661	174.5	6:14.110												
2	1	5:59.112	58.884	2:15.439	2:44.789	186.5	12:13.222												
3	1	6:02.609 B	57.616	2:16.939	2:48.054	177.1	18:15.831												
4	1	7:25.467	2:27.791	2:14.585	2:43.091	181.5	25:41.298												

61		LISTER Maserati 1956 TSRC5																	
1. Nick RILEY																			
2. Benjamin SHORT																			
1	1	6:02.046	1:05.507	2:12.125	2:44.414	205.8	6:02.046												
2	1	5:49.324	56.138	2:10.967	2:42.219	192.0	11:51.370												
3	1	5:59.368 B	55.756	2:12.330	2:51.282	198.7	17:50.738												
4	1	7:06.297	2:25.653	2:07.594	2:33.050	213.0	24:57.035												
5	1	5:34.850	55.653	2:06.889	2:32.308	211.7	30:31.885												
6	1	5:32.608	52.251	2:06.275	2:34.082	214.2	36:04.493												
7	1	5:29.366	52.509	2:04.964	2:31.893	211.3	41:33.859												
8	1	5:27.892	51.491	2:04.212	2:32.189	215.5	47:01.751												
9	1	5:27.502	52.363	2:05.113	2:30.026	214.2	52:29.253												

62		OSCA 1600 GT Zagato 1961 GTS10																	
1. David GRAUS																			
2. Ivan VERCOUTERE																			
3. Martin STRETTON																			
4. Diogo FERRAO																			
1	1	6:57.083	1:28.720	2:29.789	2:58.574	156.8	6:57.083												
2	1	6:26.016	1:00.598	2:29.164	2:56.254	174.5	13:23.099												
3	1	6:33.005 B	58.883	2:27.535	3:06.587	169.7	19:56.104												
4	1	9:38.512	3:19.276	2:53.130	3:26.106	139.5	29:34.616												



6-7-8 | 20 JUILLET | 18



PLATEAU 3 - GRID 3 LE MANS CLASSIC 2018 RACE 1

Sector Analysis

Personal Best Session Best B Crossing the finish line in pit lane

Lap	D	Time	Sector 1	Sector 2	Sector 3	T. Spd	Elapsed	Lap	D	Time	Sector 1	Sector 2	Sector 3	T. Spd	Elapsed	
5	1	7:21.068	1:11.633	2:48.417	3:21.018	128.1	36:55.684	4	1	5:16.196	B	49.397	1:55.434	2:31.365	180.0	20:21.923
6	1	7:17.151	1:09.512	2:44.943	3:22.696	145.9	44:12.835	5	1	6:45.645		2:21.458	1:59.654	2:24.533	183.3	27:07.568
7	1	7:22.757	1:10.457	2:54.817	3:17.483	140.3	51:35.592	6	1	5:09.084		49.969	1:55.055	2:24.060	200.1	32:16.652

63		1.Richard COOKE 2.Stanley HARVEY		LOTUS XV 1959 TSRC4B				
1	1	5:28.412	1:01.030	1:59.459	2:27.923	218.5	5:28.412	
2	1	5:12.514	50.488	1:57.261	2:24.765	204.6	10:40.926	
3	1	5:09.779	49.471	1:56.160	2:24.148	224.8	15:50.705	
4	1	5:10.040	49.416	1:55.976	2:24.648	230.5	21:00.745	
5	1	5:19.107	B	49.536	1:56.622	2:32.949	223.0	26:19.852
6	1	7:06.070	2:35.202	1:59.509	2:31.359	219.0	33:25.922	
7	1	5:19.546	51.979	1:59.703	2:27.864	213.4	38:45.468	
8	1	5:23.552	51.293	2:01.806	2:30.453	196.9	44:09.020	
9	1	5:26.738	51.714	2:03.194	2:31.830	201.6	49:35.758	

64		1.Christian DUMOLIN		FERRARI 250 GT Berlinetta 1962 GTS12				
1	1	5:26.040	54.930	2:01.546	2:29.564	201.2	5:26.040	
2	1	5:20.458	51.525	2:00.067	2:28.866	189.0	10:46.498	
3	1	5:22.751	52.699	1:57.688	2:32.364	198.7	16:09.249	
4	1	5:31.439	B	53.433	1:57.446	2:40.560	208.5	21:40.688
5	1	6:45.178	2:13.528	1:59.596	2:32.054	219.4	28:25.866	
6	1	5:20.968	53.045	1:56.698	2:31.225	231.5	33:46.834	
7	1	5:19.699	52.187	1:57.541	2:29.971	224.4	39:06.533	
8	1	5:18.668	52.100	1:56.911	2:29.657	219.4	44:25.201	
9	1	7:28.053	B	52.200	2:55.522	3:40.331	162.1	51:53.254

65		1.Antonio CARRISI 2.Jean-Luc PAPAUX		ALFA ROMEO Giulietta SZ 1961 GTS4				
1	1	6:51.299	1:33.570	2:21.718	2:56.011	194.1	6:51.299	
2	1	6:23.855	59.866	2:19.761	3:04.228	181.5	13:15.154	
3	1	6:35.941	B	1:00.016	2:19.670	3:16.255	168.6	19:51.095
4	1	7:58.739	2:37.010	2:23.317	2:58.412	164.8	27:49.834	
5	1	6:23.981	1:02.259	2:21.465	3:00.257	188.1	34:13.815	
6	1	6:21.957	1:00.799	2:22.319	2:58.839	175.1	40:35.772	
7	1	6:29.654	1:00.981	2:28.391	3:00.282	153.5	47:05.426	
8	1	6:43.839	1:02.473	2:22.746	3:18.620	166.0	53:49.265	

67		1.Tristan BRADFIELD 2.Richard EVANS		SUNBEAM Alpine 1961 GTS5				
1	1	6:27.276	1:20.132	2:17.239	2:49.905	200.8	6:27.276	
2	1	6:05.176	58.551	2:16.689	2:49.936	199.0	12:32.452	
3	1	6:05.570	B	57.330	2:16.041	2:52.199	191.7	18:38.022
4	1	7:59.704	2:51.284	2:17.701	2:50.719	201.2	26:37.726	
5	1	6:04.854	57.991	2:17.863	2:49.000	200.1	32:42.580	
6	1	6:05.524	57.640	2:18.405	2:49.479	201.6	38:48.104	
7	1	6:02.221	58.200	2:16.770	2:47.251	201.2	44:50.325	
8	1	6:08.519	56.909	2:24.831	2:46.779	188.4	50:58.844	

68		1.Roger WILLS 2.David CLARK		LOTUS XV 1958 TSRC4B			
1	1	4:51.554	46.774	1:49.491	2:15.289	199.0	4:51.554
2	1	4:59.988	47.496	1:52.075	2:20.417	220.3	9:51.542
3	1	5:14.185	48.401	1:54.860	2:30.924	195.5	15:05.727

70		1.Jose Juben ZANCHETTA 2.Jorge Alberto SAUD		CHEVROLET Corvette C1 1962 GTS12				
1	1	6:19.364	1:17.914	2:11.483	2:49.967	175.4	6:19.364	
2	1	5:58.284	59.158	2:11.372	2:47.754	184.9	12:17.648	
3	1	5:54.315	58.574	2:10.915	2:44.826	175.1	18:11.963	
4	1	6:26.316	B	1:00.549	2:13.277	3:12.490	183.6	24:38.279
5	1	9:29.041	3:55.185	2:27.919	3:05.937	167.8	34:07.320	
6	1	6:38.725	1:04.482	2:23.868	3:10.375	165.5	40:46.045	
7	1	6:43.291	1:04.810	2:28.046	3:10.435	155.4	47:29.336	

71		1.Marc JULLY 2.Eric GOERTZ		LOTUS Elite 1961 GTS4				
1	1	6:36.931	1:27.967	2:17.817	2:51.147	172.6	6:36.931	
2	1	6:04.485	58.286	2:16.725	2:49.474	184.6	12:41.416	
3	1	6:04.382	57.410	2:17.705	2:49.267	186.8	18:45.798	
4	1	6:06.861	B	57.447	2:16.461	2:52.953	189.4	24:52.659
5	1	8:01.913	2:58.416	2:17.969	2:45.528	179.4	32:54.572	
6	1	5:58.253	57.543	2:16.692	2:44.018	183.0	38:52.825	
7	1	5:58.230	56.996	2:14.816	2:46.418	192.0	44:51.055	
8	1	6:01.337	58.845	2:21.352	2:41.140	180.3	50:52.392	

72		1.Christopher WILKS 2.Mark ELLIS		3.Mark DANIELL MG A Twin Cam 1959 GTS5				
1	1	6:44.865	1:25.764	2:22.104	2:56.997	172.1	6:44.865	
2	1	6:26.713	1:00.213	2:20.909	3:05.591	179.1	13:11.578	
3	1	6:22.735	B	59.185	2:21.581	3:01.969	186.8	19:34.313
4	1	7:39.108	2:29.111	2:19.925	2:50.072	187.7	27:13.421	
5	1	6:12.917	58.662	2:19.490	2:54.765	185.2	33:26.338	
6	1	6:03.290	57.178	2:18.932	2:47.180	176.2	39:29.628	
7	1	6:09.910	56.922	2:22.117	2:50.871	164.1	45:39.538	
8	1	6:12.376	59.042	2:21.729	2:51.605	169.9	51:51.914	

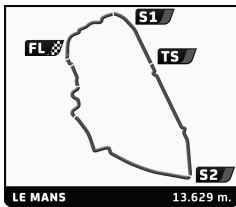
73		1.Yann LEDUC 2.Pierre AROSTEGUY		3.Philippe DUBRANA TRIUMPH TR3 1957 GTS6				
1	1	6:23.202	1:13.797	2:18.272	2:51.133	176.5	6:23.202	
2	1	6:07.728	58.704	2:16.949	2:52.075	183.3	12:30.930	
3	1	5:58.824	56.216	2:15.562	2:47.046	184.9	18:29.754	
4	1	6:12.745	B	56.291	2:16.741	2:59.713	181.2	24:42.499
5	1	8:03.484	2:38.162	2:26.376	2:58.946	170.5	32:45.983	
6	1	6:19.833	1:01.091	2:22.869	2:55.873	168.6	39:05.816	
7	1	6:16.110	1:00.217	2:21.410	2:54.483	165.8	45:21.926	
8	1	6:12.943	58.672	2:21.668	2:52.603	165.8	51:34.869	

75		1.Manfred FREISINGER		PORSCHE 550 A 1957 TSRC3A			
1	1	5:54.516	1:08.847	2:08.279	2:37.390	197.9	5:54.516
2	1	5:38.620	54.425	2:04.878	2:39.317	209.3	11:33.136
3	1	5:43.158	53.620	2:05.144	2:44.394	221.6	17:16.294





6-7-8 | 20 JUILLET | 18



PLATEAU 3 - GRID 3 LE MANS CLASSIC 2018 RACE 1

Sector Analysis

■ Personal Best ■ Session Best B Crossing the finish line in pit lane

Lap	D	Time	Sector 1	Sector 2	Sector 3	T. Spd	Elapsed	Lap	D	Time	Sector 1	Sector 2	Sector 3	T. Spd	Elapsed
4	1	6:11.426	B 1:07.569	2:11.528	2:52.329	191.0	23:27.720								
5	1	7:19.906	2:24.350	2:11.494	2:44.062	200.8	30:47.626								
6	1	5:50.402	56.640	2:11.239	2:42.523	191.0	36:38.028								
7	1	5:48.976	55.731	2:09.788	2:43.457	214.2	42:27.004								
8	1	5:45.695	56.278	2:10.381	2:39.036	196.9	48:12.699								

76		OSCA MASERATI 2000 S 1959					
1. Gaby VON OPPENHEIM		TSRC4B					
2. Claudia HÜRTGEN							
1	1	5:24.899	54.374	2:00.828	2:29.697	213.0	5:24.899

77		JAGUAR Type E 3,8L 1961					
1. Ian DALGLISH		GTS7					
2. James TURNER							
1	1	6:47.265	B 1:37.308	2:15.154	2:54.803	175.7	6:47.265

78		AC Aceca 1956					
1. Pascal DUHAMEL		GTS12					
2. Georges ROCCHIETTA							
1	1	7:11.470	1:48.585	2:24.938	2:57.947	191.7	7:11.470
2	1	6:34.625	1:02.616	2:24.250	3:07.759	193.7	13:46.095
3	1	6:29.221	1:02.795	2:25.573	3:00.853	192.0	20:15.316
4	1	6:31.422	B 1:08.179	2:22.774	3:00.469	194.4	26:46.738
5	1	8:38.399	3:00.046	2:28.344	3:10.009	192.0	35:25.137
6	1	6:26.455	1:03.110	2:25.760	2:57.585	192.7	41:51.592
7	1	6:34.455	1:00.674	2:36.399	2:57.382	198.3	48:26.047

79		AUSTIN HEALEY Sprite 1960					
1. Dominique ROSELLO		GTS3					
2. Guillaume GAGNARD							
1	1	6:48.855	1:40.115	2:17.735	2:51.005	186.5	6:48.855
2	1	6:02.223	57.675	2:16.247	2:48.301	195.5	12:51.078
3	1	6:07.645	B 57.575	2:16.870	2:53.200	188.4	18:58.723
4	1	8:14.094	3:04.262	2:21.589	2:48.243	190.0	27:12.817
5	1	6:43.790	B 58.052	2:19.805	3:25.933	183.3	33:56.607

80		LOTUS ELITE S2 1961					
1. Jürgen SCHNEEGANS		GTS4					
1	1	6:52.640	1:43.026	2:18.986	2:50.628	191.3	6:52.640
2	1	6:18.276	58.937	2:18.781	3:00.558	191.7	13:10.916
3	1	6:21.056	B 57.993	2:19.150	3:03.913	179.1	19:31.972
4	1	7:28.861	2:24.437	2:16.838	2:47.586	187.1	27:00.833
5	1	5:57.774	57.397	2:14.732	2:45.645	193.4	32:58.607
6	1	5:55.658	56.759	2:15.733	2:43.166	195.5	38:54.265
7	1	5:56.385	56.049	2:14.911	2:45.425	195.5	44:50.650
8	1	6:02.945	56.950	2:23.342	2:42.653	193.0	50:53.595

