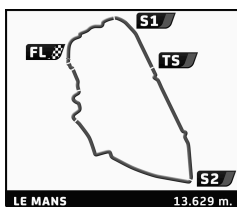




6-7-8 | 20 JUILLET | 18



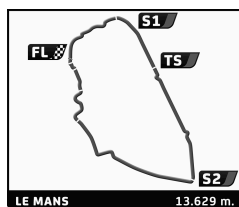
PLATEAU 3 - GRID 3 LE MANS CLASSIC 2018 NIGHT SESSION

Sector Analysis

Lap	D	Time	Sector 1	Sector 2	Sector 3	T. Spd	Elapsed	Lap	D	Time	Sector 1	Sector 2	Sector 3	T. Spd	Elapsed
1			AUSTIN HEALEY 3000 Mk 1 1960					1		6:04.136	1:04.345	2:16.806	2:42.985	178.8	7:30.378
	1	1	5:38.437	58.299	2:05.147	2:34.991	195.8		6:12.592						
2	1	7:11.835 B	50.885	2:00.920	4:20.030	228.6	13:24.427	2	1	8:56.288 B	55.087	3:21.469	4:39.732	160.4	16:26.666
2			FERRARI 250 GT Berlinetta 1960					17			PORSCHE 356 A GT Speedster 1959				
	1	1	6:22.280	1:07.236	2:22.514	2:52.530	155.2		7:00.701	1	1	6:37.765 B	1:06.547	2:27.848	3:03.370
2	1	7:41.082 B	57.856	2:40.746	4:02.480	167.8	14:41.783	2	1	11:42.462 B	1:09.328	4:40.881	5:52.253	75.9	20:03.822
3			Porsche 718 - RS60 1960					19			DEUTSCH-BONNET HBR5 1960				
	1	1	5:59.688	1:02.342	2:19.011	2:38.335	137.6		6:54.451	1	1	7:21.690	1:16.082	2:46.824	3:18.784
2	1	7:19.223 B	54.879	2:35.079	3:49.265	135.2	14:13.674	2	1	11:42.462 B	1:09.328	4:40.881	5:52.253	75.9	20:03.822
5			LISTER Jaguar Costin 1959					21			ASTON MARTIN DP 212 1961				
	1	1	5:43.177	55.839	2:12.762	2:34.576	153.7		6:03.001	1	1	5:46.348	58.936	2:06.384	2:41.028
2	1	7:19.707 B	50.260	1:54.697	4:34.750	196.9	13:22.708	2	1	7:09.233 B	51.390	1:56.480	4:21.363	186.1	13:26.938
6			MASERATI T61 Birdcage 1960					22			LOTUS XV 1959				
	1	1	5:28.222	54.406	2:00.834	2:32.982	196.2		5:35.260	1	1	6:00.659 B	50.885	1:58.669	3:11.105
2	1	7:38.397 B	51.476	1:58.188	4:48.733	200.8	13:13.657	2	1	7:09.233 B	51.390	1:56.480	4:21.363	186.1	13:26.938
7			JAGUAR Type E 3.8L 1962					23			AUSTIN HEALEY 3000 Mk 1 1959				
	1	1	6:35.211	1:07.297	2:22.187	3:05.727	132.6		7:23.851	1	1	5:17.346	52.300	1:58.851	2:26.195
2	1	10:45.788 B	1:04.544	4:13.866	5:27.378	90.0	18:09.639	2	1	5:46.391 B	50.668	2:01.733	2:53.990	208.1	11:05.071
9			DEUTSCH-BONNET HBR Barquette 1957					25			MORGAN +4 Super Sport 1961				
	1	1	7:21.527	1:12.505	2:49.002	3:20.020	154.1		8:08.720	1	1	6:11.547 B	1:02.390	2:14.768	2:54.389
2	1	11:43.276 B	1:07.757	4:47.320	5:48.199	82.3	19:51.996	2	1	13:01.792 B	2:29.459	4:38.845	5:53.488	78.5	20:06.620
11			COOPER T49 Monaco 1959					26			CHEVROLET Corvette C1 1960				
	1	1	6:06.941	1:01.407	2:20.285	2:45.249	150.9		6:20.635	1	1	6:01.812	55.486	2:21.518	2:44.808
2	1	7:16.320 B	53.111	2:09.967	4:13.242	170.2	13:36.955	2	1	7:17.408 B	53.388	2:09.437	4:14.583	163.6	13:41.877
12			LOTUS Elite S2 1962					27			AUSTIN HEALEY 3000 Mk 2 1960				
	1	1	7:50.924 B	1:16.712	2:48.189	3:46.023	145.3		8:43.172	1	1	5:40.261	56.795	2:04.275	2:39.191
2	1	11:27.050 B	1:24.714	4:09.439	5:52.897	82.7	20:29.814	2	1	7:38.297 B	53.967	2:02.030	4:42.300	219.4	13:21.086
15			ALFA ROMEO Giulietta SVZ 1957					28			MORGAN +4 Super Sport 1962				
	1	1	7:47.133	1:14.433	2:51.083	3:41.617	151.3		9:02.764	1	1	7:46.467 B	51.516	2:04.518	4:50.433
2	1	11:27.050 B	1:24.714	4:09.439	5:52.897	82.7	20:29.814	2	1	9:04.134 B	58.573	3:23.919	4:41.642	171.8	16:32.460
16			FERRARI 250 GT Breadvan 1961					30			MG A 1959				
	1	1	7:47.133	1:14.433	2:51.083	3:41.617	151.3		9:02.764	1	1	6:35.587	1:08.783	2:33.130	2:53.674
2	1	11:27.050 B	1:24.714	4:09.439	5:52.897	82.7	20:29.814	2	1	9:04.134 B	58.573	3:23.919	4:41.642	171.8	16:32.460
17			FERRARI 250 GT Breadvan 1961					31			TVR Grantura MK III 1962				
	1	1	7:47.133	1:14.433	2:51.083	3:41.617	151.3		9:02.764	1	1	6:35.587	1:08.783	2:33.130	2:53.674
2	1	11:27.050 B	1:24.714	4:09.439	5:52.897	82.7	20:29.814	2	1	9:04.134 B	58.573	3:23.919	4:41.642	171.8	16:32.460



6-7-8 | 20 JUILLET | 18



PLATEAU 3 - GRID 3 LE MANS CLASSIC 2018 NIGHT SESSION

Sector Analysis

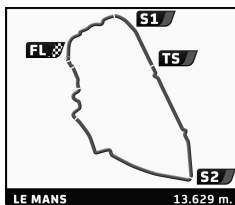
■ Personal Best ■ Session Best ■ Crossing the finish line in pit lane

Lap	D	Time	Sector 1	Sector 2	Sector 3	T. Spd	Elapsed	Lap	D	Time	Sector 1	Sector 2	Sector 3	T. Spd	Elapsed
1	1	6:19.754	1:04.007	2:27.181	2:48.566	143.2	6:30.408	1	1	6:35.584	1:07.576	2:26.670	3:01.338	171.8	7:28.923
2	1	7:19.526 B	56.662	2:15.234	4:07.630	171.3	13:49.934								
32 TRIUMPH TR4 1961 GTS6B															
1. Gonzague RUCHAUD															
2. Stanislas GURDJIAN															
1	1	6:00.808	57.223	2:19.186	2:44.399	147.1	6:19.055								
2	1	7:20.739 B	53.596	2:12.781	4:14.362	202.3	13:39.794								
33 LOTUS Elite 1960 GTS4															
1. Fabrice PERRUCHOT															
1	1	7:07.809	1:11.776	2:44.778	3:11.255	139.7	7:55.603								
2	1	10:36.171 B	1:02.553	3:58.728	5:34.890	107.3	18:31.774								
34 AUSTIN HEALEY 3000 Mk 2 1962 GTS12															
1. Jan LAMMERS															
2. Jaap SINKE															
1	1	5:43.377 B	56.900	2:04.961	2:41.516	188.1	5:46.332								
35 ALFA ROMEO Giulietta SZ 1962 GTS9															
1. Jean BRANDENBURG															
2. Lucien-Charles NICOLET															
3. Raphael FAVARO															
1	1	7:01.988	1:09.944	2:39.050	3:12.994	129.0	8:18.753								
2	1	11:42.084 B	1:06.205	4:44.186	5:51.693	71.5	20:00.837								
37 DEUTSCH-BONNET HBRS 1958 GTS3															
1. Hubert GODEFROY															
2. Pierre DUPRAT															
1	1	8:50.012	1:22.295	3:11.049	4:16.668	117.7	9:40.904								
2	1	10:58.626 B	1:45.528	4:19.250	4:53.848	80.3	20:39.530								
38 MORGAN +4 Super Sport 1962 GTS11															
1. Gaël REGENT															
2. Jérémy GARAMOND															
1	1	6:08.330	1:02.884	2:15.087	2:50.359	166.3	7:02.022								
2	1	7:42.777 B	57.478	2:43.348	4:01.951	163.3	14:44.799								
40 MORGAN +4 1961 GTS6															
1. Simon KING															
2. Philip ST CLAIR TISDALL															
1	1	6:43.913 B	1:04.842	2:30.112	3:08.959	141.7	7:44.270								
41 PORSCHE 356 A Coupé 1600 S 1957 GTS5															
1. Patrick MORGENSTERN															
2. Tobias KLAES															
3. Christian LOCH															
1	1	7:15.661	1:15.455	2:42.276	3:17.930	139.7	8:12.424								
2	1	11:42.620 B	1:07.517	4:46.140	5:48.963	82.5	19:55.044								
42 MORGAN +4 Super Sport 1962 GTS11															
1. Mike Van THIEL															
2. Jochem KENTGENS															
1	1	6:28.228	1:09.839	2:24.750	2:53.639	144.0	7:27.949								
2	1	9:00.930 B	58.313	3:23.065	4:39.552	172.3	16:28.879								
43 ALFA ROMEO Giulietta SVZ 1957 GTS4															
1. Tadakazu KOJIMA															
1	1	7:15.027 B	1:05.394	2:43.979	3:25.654	159.5	8:27.177								
44 LOTUS XI 1100 1958 TSRC3B															
1. François COINTREAU															
2. Patrice COUSSEAU															
3. Alfred COINTREAU															
4. Guillaume LE METAYER															
45 PORSCHE 356 A 1600 Speedster 1957 GT55															
1. Alex DE REGUERO															
1	1	7:12.345	1:07.905	2:47.153	3:17.287	150.9	8:35.506								
2	1	11:45.852 B	1:08.144	4:35.359	6:02.349	69.9	20:21.358								
46 TVR Grantura MK III 1963 GTS11															
1. Eugène DELEPLANQUE															
1	1	5:57.545	59.162	2:16.938	2:41.445	169.4	6:09.102								
2	1	7:22.368 B	52.442	2:06.772	4:23.154	196.9	13:31.470								
48 JAGUAR Type E 3,8L 1961 GTS7															
1. William GELY															
2. Gérard DUBOIS															
3. Michel PECCENINI															
1	1	6:48.477	1:07.342	2:33.870	3:07.265	126.3	8:08.118								
2	1	10:36.964 B	58.063	3:58.842	5:40.059	78.1	18:45.082								
49 LISTER Jaguar Knobbly 1958 TSRC5															
1. Jan GIJZEN															
2. Anthony SCHRAUWEN															
1	1	6:02.394	1:04.269	2:12.932	2:45.193	148.0	6:44.587								
50 LISTER Jaguar Knobbly 1959 TSRC6B															
1. RICCI															
2. Frederic STOESSER															
3. Gautier ROSSIGNOL															
4. Jean-Jacques BALLY															
1	1	6:38.334	1:06.605	2:29.086	3:02.643	131.2	7:24.427								
2	1	10:50.067 B	58.317	4:23.559	5:28.191	87.3	18:14.494								
51 LOTUS XV 1959 TSRC4B															
1. Michael MALONE															
2. Robert HALL															
1	1	5:55.787	1:05.057	2:12.595	2:38.135	178.8	6:58.425								
2	1	7:13.743 B	51.801	2:33.220	3:48.722	152.2	14:12.168								
52 CD Panhard 1963 GT8															
1. Jacky LAGUERRE															
2. Yann ZAGAME															
1	1	7:47.052	1:15.980	2:59.750	3:31.322	123.6	8:35.803								
2	1	11:32.709 B	1:09.233	4:31.673	5:51.803	70.0	20:08.512								
53 ASTON MARTIN DB4 GT 1960 GTS7															
1. Tom ALEXANDER															
2. Adrian WILLMOTT															
1	1	5:10.599	54.478	1:54.088	2:22.033	210.5	5:29.946								
2	1	5:32.152 B	48.253	1:52.110	2:51.789	253.5	11:02.098								
54 LOTUS Elite S2 1961 GTS4															
1. Marc GORDON															
2. Nicholas FINBURGH															
1	1	6:25.616	1:03.430	2:29.688	2:52.498	158.1	7:26.047								
2	1	9:08.347 B	57.155	3:29.247	4:41.945	165.0	16:34.394								
55 LOTUS Elite 1959 GTS4															
1. David CLARK															
2. Pierre FILLON															
1	1	6:10.556	1:03.746	2:19.935	2:46.875	149.3	6:53.888								
2	1	7:24.977 B	56.669	2:37.732	3:50.576	144.3	14:18.865								





6-7-8 | 20
JUILLET | 18



PLATEAU 3 - GRID 3
LE MANS CLASSIC 2018
NIGHT SESSION

Sector Analysis

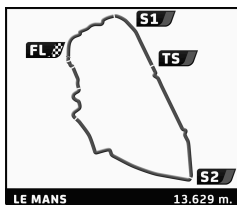
Personal Best Session Best B Crossing the finish line in pit lane

Table with columns: Lap, D, Time, Sector 1, Sector 2, Sector 3, T. Spd, Elapsed. Contains driver data for cars 56 through 79.





6-7-8 | 2018
JUILLET



PLATEAU 3 - GRID 3
LE MANS CLASSIC 2018
NIGHT SESSION

Sector Analysis

■ Personal Best ■ Session Best B Crossing the finish line in pit lane

Lap	D	Time	Sector 1	Sector 2	Sector 3	T. Spd	Elapsed	Lap	D	Time	Sector 1	Sector 2	Sector 3	T. Spd	Elapsed
		80			1. Jürgen SCHNEEGANS								LOTUS ELITE S2 1961 GTS4		
1	1	6:25.571	1:04.775	2:26.207	2:54.589	159.5	6:43.882								
2	1	7:40.602 B	59.761	2:49.393	3:51.448	141.7	14:24.484								

