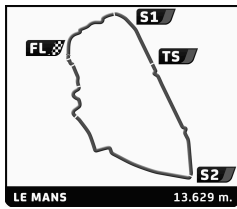




6-7-8 | 20
JUILLET | 18



PLATEAU 3 - GRID 3
LE MANS CLASSIC 2018
QUALIFYING

Sector Analysis

Personal Best Session Best B Crossing the finish line in pit lane

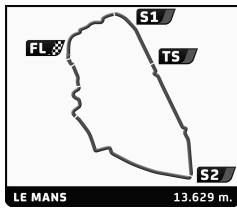
Table with columns: Lap D, Time, Sector 1, Sector 2, Sector 3, T. Spd, Elapsed. Rows 1-12 showing driver names, car models, and lap times for various drivers like Stéphane WIMEZ, Pierre BESSE, etc.

RICHARD MILLE EFG





6-7-8 | 20
JUILLET | 18



PLATEAU 3 - GRID 3
LE MANS CLASSIC 2018
QUALIFYING

Sector Analysis

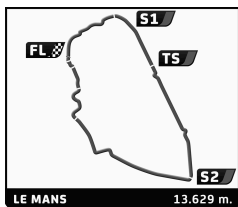
Personal Best Session Best B Crossing the finish line in pit lane

Table with columns: Lap, D, Time, Sector 1, Sector 2, Sector 3, T. Spd, Elapsed. Rows 14-25 showing driver names, car models, and lap times.





6-7-8 | 20
JUILLET | 18



PLATEAU 3 - GRID 3
LE MANS CLASSIC 2018
QUALIFYING

Sector Analysis

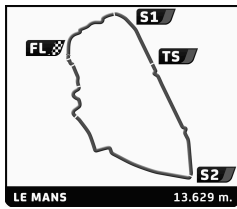
Personal Best Session Best B Crossing the finish line in pit lane

Table with columns: Lap, D, Time, Sector 1, Sector 2, Sector 3, T. Spd, Elapsed. Contains driver data for various categories including ALFA ROMEO, DEUTSCH-BONNET, MORGAN, PORSCHE, and LISTER.





6-7-8 | 20
JUILLET | 18



PLATEAU 3 - GRID 3
LE MANS CLASSIC 2018
QUALIFYING

Sector Analysis

Personal Best Session Best B Crossing the finish line in pit lane

Table with columns: Lap, D, Time, Sector 1, Sector 2, Sector 3, T. Spd, Elapsed. Rows 1-7 showing lap times for various drivers.

Driver 51: Michael MALONE, Robert HALL. Lotus XV 1959. Table with columns: Lap, D, Time, Sector 1, Sector 2, Sector 3, T. Spd, Elapsed. Rows 1-7.

Driver 52: Jacky LAGUERRE, Yann ZAGAME. CD Panhard 1963 GT8. Table with columns: Lap, D, Time, Sector 1, Sector 2, Sector 3, T. Spd, Elapsed. Rows 1-5.

Driver 53: Tom ALEXANDER, Adrian WILLMOTT. Aston Martin DB4 GT 1960 GTS7. Table with columns: Lap, D, Time, Sector 1, Sector 2, Sector 3, T. Spd, Elapsed. Rows 1-8.

Driver 54: Marc GORDON, Nicholas FINBURGH. Lotus Elite S2 1961 GTS4. Table with columns: Lap, D, Time, Sector 1, Sector 2, Sector 3, T. Spd, Elapsed. Rows 1-2.

Driver 55: David CLARK, Pierre FILLON. Lotus Elite 1959 GTS4. Table with columns: Lap, D, Time, Sector 1, Sector 2, Sector 3, T. Spd, Elapsed. Rows 1-8.

Driver 56: Patrick HELLO. Lotus Elite S2 1960 GTS4. Table with columns: Lap, D, Time, Sector 1, Sector 2, Sector 3, T. Spd, Elapsed. Rows 1-1.

Table with columns: Lap, D, Time, Sector 1, Sector 2, Sector 3, T. Spd, Elapsed. Rows 1-1.

Driver 57: Jeff MOYES. Porsche 356 A 1600 Speedster T2 1958 GT55. Table with columns: Lap, D, Time, Sector 1, Sector 2, Sector 3, T. Spd, Elapsed. Rows 1-7.

Driver 58: Harindra de SILVA, Timothy de SILVA. Lotus XI 1500 1958 TSRC3B. Table with columns: Lap, D, Time, Sector 1, Sector 2, Sector 3, T. Spd, Elapsed. Rows 1-2.

Driver 59: Olivier TANCOGNE. Alfa Romeo Giulietta SZ 1962 GTS10. Table with columns: Lap, D, Time, Sector 1, Sector 2, Sector 3, T. Spd, Elapsed. Rows 1-8.

Driver 60: Matthew PARSONS. Porsche 356 A Speedster 1957 TSRC4A. Table with columns: Lap, D, Time, Sector 1, Sector 2, Sector 3, T. Spd, Elapsed. Rows 1-7.

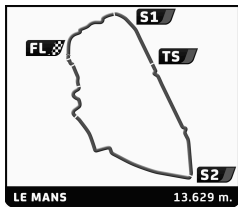
Driver 61: Nick RILEY, Benjamin SHORT. Lister Maserati 1956 TSRC6B. Table with columns: Lap, D, Time, Sector 1, Sector 2, Sector 3, T. Spd, Elapsed. Rows 1-8.

Driver 63: Richard COOKE, Stanley HARVEY. Lotus XV 1959 TSRC4B. Table with columns: Lap, D, Time, Sector 1, Sector 2, Sector 3, T. Spd, Elapsed. Rows 1-4.





6-7-8 | 20
JUILLET | 18



PLATEAU 3 - GRID 3
LE MANS CLASSIC 2018
QUALIFYING

Sector Analysis

Personal Best Session Best B Crossing the finish line in pit lane

Table with 14 columns: Lap, D, Time, Sector 1, Sector 2, Sector 3, T. Spd, Elapsed, Lap, D, Time, Sector 1, Sector 2, Sector 3, T. Spd, Elapsed. Shows lap times for drivers 5 and 6.

Driver 64: Christian DUMOLIN, Ferrari 250 GT Berlinetta 1962. Table with 14 columns showing lap times for laps 1-8.

Driver 65: Antonio CARRISI, Alfa Romeo Giulietta SZ 1961. Table with 14 columns showing lap times for laps 1-7.

Driver 66: Peter DR. KOLLING, Porsche 356 A Speedster 1957. Table with 14 columns showing lap times for laps 1-6.

Driver 67: Tristan BRADFIELD, Sunbeam Alpine 1961. Table with 14 columns showing lap times for laps 1-7.

Driver 68: Roger WILLS, Lotus XV 1958. Table with 14 columns showing lap times for laps 1-7.

Driver 69: Vincent GLEYZE, Chevrolet Corvette C1 1958. Table with 14 columns showing lap times for laps 1-2.

Driver 70: Jose Juben ZANCHETTA, Chevrolet Corvette C1 1962. Table with 14 columns showing lap times for laps 1-7.

Driver 71: Marc JULY, Lotus Elite 1961. Table with 14 columns showing lap times for laps 1-2.

Driver 72: Christopher WILKS, MG A Twin Cam 1959. Table with 14 columns showing lap times for laps 1-7.

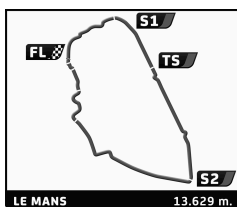
Driver 73: Yann LEDUC, Triumph TR3 1957. Table with 14 columns showing lap times for laps 1-7.

Driver 74: Martin H. SUCARI, Porsche 356 A 1958. Table with 14 columns showing lap times for laps 1-4.

Driver 75: Manfred FREISINGER, Porsche 550 A 1957. Table with 14 columns showing lap times for laps 1-7.



6-7-8 | 20 JUILLET | 18



PLATEAU 3 - GRID 3 LE MANS CLASSIC 2018 QUALIFYING

Sector Analysis

■ Personal Best ■ Session Best B Crossing the finish line in pit lane

Lap	D	Time	Sector 1	Sector 2	Sector 3	T. Spd	Elapsed	Lap	D	Time	Sector 1	Sector 2	Sector 3	T. Spd	Elapsed
OSCA MASERATI 2000 S 1959															
76		1. Gaby VON OPPENHEIM TSRC4B													
		2. Claudia HUERTGEN													
1	1	5:46.331	1:03.552	2:10.242	2:32.537	167.8	7:08.579								
2	1	5:24.127	52.016	2:01.500	2:30.611	205.8	12:32.706								
3	1	6:09.791 B	52.364	2:14.367	3:03.060	212.6	18:42.497								
4	1	9:57.615	4:46.235	2:15.081	2:56.299	159.7	28:40.112								
5	1	6:18.188	1:14.325	2:05.435	2:58.428	187.7	34:58.300								
6	1	5:53.162	1:11.899	2:04.332	2:36.931	198.3	40:51.462								
7	1	5:35.774	57.895	2:03.705	2:34.174	207.7	46:27.236								
8	1	5:34.627	58.873	2:01.039	2:34.715	199.7	52:01.863								
JAGUAR Type E 3,8L 1961															
77		1. Ian DALGLISH GTS7B													
		2. James TURNER													
1	1	6:03.668 B	1:01.256	2:14.716	2:47.696	152.6	6:58.268								
2	1	6:11.307	1:30.413	2:06.863	2:34.031	181.2	13:09.575								
3	1	6:28.173	1:12.310	2:08.685	3:07.178	173.4	19:37.748								
4	1	6:16.719 B	1:14.261	2:04.404	2:58.054	174.3	25:54.467								
5	1	8:28.253	3:16.144	2:08.487	3:03.622	166.8	34:22.720								
6	1	6:02.943	1:21.092	2:04.419	2:37.432	190.0	40:25.663								
7	1	5:36.031	55.287	2:04.111	2:36.633	172.3	46:01.694								
8	1	5:49.838	1:09.218	2:02.849	2:37.771	203.1	51:51.532								
AC Aceca 1956															
78		1. Pascal DUHAMEL GTS6													
		2. Georges ROCCHIETTA													
1	1	7:09.052	1:08.043	2:44.756	3:16.253	134.4	8:06.375								
2	1	7:17.302	1:07.819	2:34.986	3:34.497	149.7	15:23.677								
3	1	8:03.011 B	1:18.692	2:57.335	3:46.984	108.1	23:26.688								
4	1	10:26.164	4:27.389	2:31.332	3:27.443	175.9	33:52.852								
5	1	6:52.372	1:23.459	2:28.749	3:00.164	172.6	40:45.224								
6	1	6:36.664	1:04.965	2:28.913	3:02.786	137.8	47:21.888								
7	1	6:29.072	1:02.903	2:24.721	3:01.448	189.4	53:50.960								
AUSTIN HEALEY Sprite 1960															
79		1. Dominique ROSELLO GTS4													
		2. Guillaume GAGNARD													
1	1	6:15.807	1:00.346	2:23.189	2:52.272	159.7	6:58.026								
2	1	6:18.976	1:06.754	2:21.590	2:50.632	167.6	13:17.002								
3	1	6:57.097	1:16.332	2:19.130	3:21.635	183.6	20:14.099								
4	1	7:00.441 B	1:19.728	2:19.961	3:20.752	195.1	27:14.540								
5	1	9:04.984	3:40.263	2:23.473	3:01.248	176.5	36:19.524								
6	1	6:15.043	59.541	2:19.768	2:55.734	175.9	42:34.567								
7	1	6:48.755	1:17.001	2:32.427	2:59.327	153.0	49:23.322								
8	1	6:04.296	57.828	2:17.391	2:49.077	177.9	55:27.618								
LOTUS ELITE S2 1961															
80		1. Jürgen SCHNEEGANS GTS4													
1	1	6:27.163	1:03.657	2:29.709	2:53.797	149.3	7:23.026								
2	1	6:16.479	58.874	2:18.907	2:58.698	188.1	13:39.505								
3	1	7:02.924	1:19.954	2:18.385	3:24.585	197.2	20:42.429								
4	1	6:50.339	1:17.510	2:18.087	3:14.742	190.3	27:32.768								
5	1	6:46.553	1:13.752	2:18.702	3:14.099	186.1	34:19.321								
6	1	6:28.902	1:23.677	2:17.282	2:47.943	186.8	40:48.223								
7	1	6:22.336	57.697	2:19.241	3:05.398	193.0	47:10.559								
8	1	6:00.525	56.852	2:16.999	2:46.674	191.7	53:11.084								

