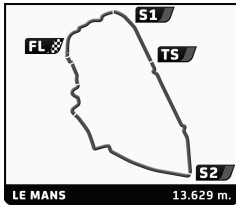




6-7-8 | 20  
JUILLET | 18



PLATEAU 2 - GRID 2  
LE MANS CLASSIC 2018  
RACE 3

Sector Analysis

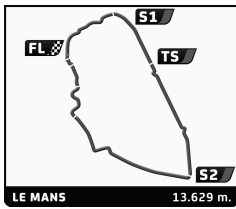
Personal Best Session Best B Crossing the finish line in pit lane

Table with columns: Lap, D, Time, Sector 1, Sector 2, Sector 3, T. Spd, Elapsed. Rows 1-16 showing driver names, car models, and lap times.





6-7-8 | 20  
JUILLET | 18



PLATEAU 2 - GRID 2  
LE MANS CLASSIC 2018  
RACE 3

Sector Analysis

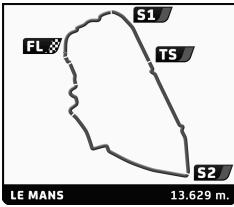
Personal Best Session Best B Crossing the finish line in pit lane

Table with columns: Lap, D, Time, Sector 1, Sector 2, Sector 3, T. Spd, Elapsed. Contains race results for drivers 17-31 across various car models like JAGUAR Type D 1955, DEUTSCH-BONNET HBR 1954, etc.





6-7-8 | 20  
JUILLET | 18



PLATEAU 2 - GRID 2  
LE MANS CLASSIC 2018  
RACE 3

Sector Analysis

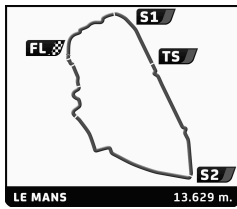
Personal Best Session Best B Crossing the finish line in pit lane

Table with columns: Lap, D, Time, Sector 1, Sector 2, Sector 3, T. Spd, Elapsed. Contains race results for drivers 32-45 across various car models like TRIUMPH TR2, JAGUAR XK, and PORSCHE 356.





6-7-8 | 20  
JUILLET | 18



PLATEAU 2 - GRID 2  
LE MANS CLASSIC 2018  
RACE 3

Sector Analysis

Personal Best Session Best B Crossing the finish line in pit lane

Table with 7 columns: Lap, D, Time, Sector 1, Sector 2, Sector 3, T. Spd, Elapsed. Rows 2-7.

Table with 7 columns: Lap, D, Time, Sector 1, Sector 2, Sector 3, T. Spd, Elapsed. Rows 1-7.

Driver 46: LOTUS IX Sebring 1955. Results for 7 laps.

Driver 54: JAGUAR XK 140 FHC 1955. Results for 7 laps.

Driver 47: LANCIA Aurelia B 20 1953. Results for 7 laps.

Driver 55: AC ACE Bristol 1957. Results for 7 laps.

Driver 49: ASTON MARTIN DB2 1951. Results for 7 laps.

Driver 56: ASTON MARTIN DB2/4 1954. Results for 7 laps.

Driver 51: JOWETT Jupiter 1953. Results for 7 laps.

Driver 58: CALLISTA D 120 Ranelagh 1951. Results for 5 laps.

Driver 52: PANHARD Dyna X84 1949. Results for 4 laps.

Driver 60: JAGUAR XK 120 1951. Results for 7 laps.

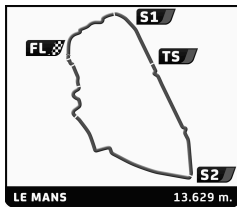
Driver 53: LOTUS XI 1500 1955. Results for 1 lap.







6-7-8 | 20  
JUILLET | 18



PLATEAU 2 - GRID 2  
LE MANS CLASSIC 2018  
RACE 3

Sector Analysis

Personal Best Session Best B Crossing the finish line in pit lane

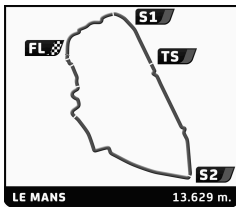
Table with columns: Lap, D, Time, Sector 1, Sector 2, Sector 3, T. Spd, Elapsed. Contains race data for drivers 61-73 across various car models like Porsche 356, Cooper T39, etc.

RICHARD MILLE EFG





6-7-8 | 20  
JUILLET | 18



PLATEAU 2 - GRID 2  
LE MANS CLASSIC 2018  
RACE 3

Sector Analysis

■ Personal Best ■ Session Best B Crossing the finish line in pit lane

| Lap | D | Time       | Sector 1 | Sector 2 | Sector 3 | T. Spd | Elapsed   | Lap | D | Time | Sector 1 | Sector 2 | Sector 3 | T. Spd | Elapsed |
|-----|---|------------|----------|----------|----------|--------|-----------|-----|---|------|----------|----------|----------|--------|---------|
| 2   | 1 | 6:24.368   | 1:01.215 | 2:23.828 | 2:59.325 | 190.0  | 13:03.531 |     |   |      |          |          |          |        |         |
| 3   | 1 | 6:31.422 B | 1:01.371 | 2:26.156 | 3:03.895 | 174.8  | 19:34.953 |     |   |      |          |          |          |        |         |
| 4   | 1 | 8:57.800   | 2:46.797 | 2:45.735 | 3:25.268 | 142.1  | 28:32.753 |     |   |      |          |          |          |        |         |
| 5   | 1 | 7:02.340   | 1:06.620 | 2:37.229 | 3:18.491 | 149.9  | 35:35.093 |     |   |      |          |          |          |        |         |
| 6   | 1 | 7:02.671   | 1:07.961 | 2:39.372 | 3:15.338 | 145.1  | 42:37.764 |     |   |      |          |          |          |        |         |

**74** MASERATI A6 GCS Barchetta 1954  
1. Martin H. SUCARI TSRC4A  
2. Adrian SUCARI

|   |   |            |          |          |          |       |           |
|---|---|------------|----------|----------|----------|-------|-----------|
| 1 | 1 | 6:28.772   | 1:09.030 | 2:19.986 | 2:59.756 | 173.4 | 6:28.772  |
| 2 | 1 | 6:12.815   | 1:00.135 | 2:19.943 | 2:52.737 | 175.1 | 12:41.587 |
| 3 | 1 | 6:12.665   | 1:00.099 | 2:19.741 | 2:52.825 | 175.1 | 18:54.252 |
| 4 | 1 | 6:26.831 B | 1:03.020 | 2:21.908 | 3:01.903 | 208.5 | 25:21.083 |
| 5 | 1 | 7:47.590   | 2:36.347 | 2:18.213 | 2:53.030 | 187.4 | 33:08.673 |
| 6 | 1 | 6:10.166   | 1:00.287 | 2:17.209 | 2:52.670 | 182.7 | 39:18.839 |
| 7 | 1 | 6:07.382   | 1:00.382 | 2:15.679 | 2:51.321 | 193.4 | 45:26.221 |

**75** MERCEDES BENZ 300 SL 1955  
1. Erich OELSCHLAGEL GTS7  
2. Georg OELSCHLAGEL

|   |   |            |          |          |          |       |           |
|---|---|------------|----------|----------|----------|-------|-----------|
| 1 | 1 | 5:54.393   | 1:04.036 | 2:10.610 | 2:39.747 | 191.3 | 5:54.393  |
| 2 | 1 | 5:47.964   | 57.140   | 2:09.138 | 2:41.686 | 193.4 | 11:42.357 |
| 3 | 1 | 5:43.730   | 58.439   | 2:05.370 | 2:39.921 | 200.1 | 17:26.087 |
| 4 | 1 | 5:51.441 B | 58.525   | 2:05.350 | 2:47.566 | 191.3 | 23:17.528 |
| 5 | 1 | 7:10.028   | 2:26.969 | 2:04.627 | 2:38.432 | 189.7 | 30:27.556 |
| 6 | 1 | 5:41.575   | 55.813   | 2:06.938 | 2:38.824 | 178.2 | 36:09.131 |
| 7 | 1 | 5:40.451   | 54.385   | 2:07.280 | 2:38.786 | 183.6 | 41:49.582 |
| 8 | 1 | 5:43.700   | 56.181   | 2:07.017 | 2:40.502 | 179.7 | 47:33.282 |

**76** MERCEDES BENZ 300 SL 1955  
1. Guido HAARMANN GTS7  
2. Bernardo HARTOGS

|   |   |            |          |          |          |       |           |
|---|---|------------|----------|----------|----------|-------|-----------|
| 1 | 1 | 5:35.154   | 56.148   | 2:04.316 | 2:34.690 | 203.8 | 5:35.154  |
| 2 | 1 | 5:31.566   | 52.724   | 2:04.187 | 2:34.655 | 203.8 | 11:06.720 |
| 3 | 1 | 5:31.096   | 53.496   | 2:04.207 | 2:33.393 | 193.4 | 16:37.816 |
| 4 | 1 | 5:40.876 B | 53.881   | 2:04.806 | 2:42.189 | 196.9 | 22:18.692 |
| 5 | 1 | 7:24.727   | 2:26.266 | 2:11.303 | 2:47.158 | 175.9 | 29:43.419 |
| 6 | 1 | 5:53.623   | 57.211   | 2:09.948 | 2:46.464 | 171.5 | 35:37.042 |
| 7 | 1 | 5:55.867   | 57.603   | 2:11.951 | 2:46.313 | 167.3 | 41:32.909 |

