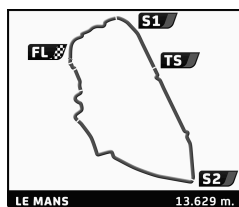




6-7-8 | 20
JUILLET | 18



PLATEAU 2 - GRID 2
LE MANS CLASSIC 2018
RACE 2

Sector Analysis

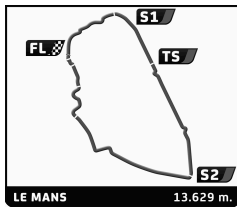
Personal Best Session Best B Crossing the finish line in pit lane

Table with columns: Lap, D, Time, Sector 1, Sector 2, Sector 3, T. Spd, Elapsed. Rows are grouped by driver and car model, showing lap-by-lap performance data.





6-7-8 | 20 JUILLET | 18



PLATEAU 2 - GRID 2 LE MANS CLASSIC 2018 RACE 2

Sector Analysis

■ Personal Best ■ Session Best B Crossing the finish line in pit lane

Lap	D	Time	Sector 1	Sector 2	Sector 3	T. Spd	Elapsed
6	1	7:10.263	2:27.508	2:01.643	2:41.112	195.5	34:01.184
7	1	5:37.397	53.669	2:04.370	2:39.358	179.1	39:38.581
8	1	5:43.732	54.555	2:08.412	2:40.765	137.1	45:22.313

18		JAGUAR Type C 1952 TSRC6A					
1. Nigel WEBB							
2. John YOUNG							
1	1	5:41.707	56.229	2:05.254	2:40.224	205.4	5:41.707
2	1	5:37.472	52.954	2:05.353	2:39.165	193.4	11:19.179
3	1	5:55.077 B	53.130	2:06.870	2:55.077	184.9	17:14.256
4	1	7:23.928	2:33.533	2:06.350	2:44.045	202.3	24:38.184
5	1	5:49.786	55.108	2:13.374	2:41.304	168.6	30:27.970
6	1	5:38.563	54.281	2:08.596	2:35.686	191.3	36:06.533
7	1	5:32.772	51.648	2:07.451	2:33.673	193.7	41:39.305
8	1	5:32.421	53.424	2:02.827	2:36.170	182.4	47:11.726

19		TRIUMPH TR2 1954 GTS1					
1. Geoffroy de LACRETELLE							
2. Louis BEHR							
3. Quentin de TORSIAC							
1	1	7:42.015	1:47.835	2:42.141	3:12.039	141.0	7:42.015
2	1	7:05.254	1:06.591	2:41.096	3:17.567	145.7	14:47.269
3	1	7:46.183 B	1:03.268	3:26.533	3:16.382	75.1	22:33.452
4	1	8:50.119	2:59.466	2:42.329	3:08.324	141.7	31:23.571
5	1	6:52.462	1:05.066	2:40.054	3:07.342	138.8	38:16.033
6	1	6:33.365	59.590	2:33.163	3:00.612	143.2	44:49.398

20		PORSCHE 356 Pre A 1954 GTS1					
1. Sam TORDOFF							
2. Richard WOOLMER							
1	1	5:53.397	1:02.489	2:11.538	2:39.370	180.3	5:53.397
2	1	5:46.231	53.476	2:13.141	2:39.614	188.1	11:39.628
3	1	5:44.086	54.101	2:13.111	2:36.874	187.1	17:23.714
4	1	6:46.550 B	56.286	2:43.578	3:06.686	147.3	24:10.264
5	1	18:51.021	...	2:16.501	2:44.488	167.1	43:01.285
6	1	5:53.670	57.426	2:14.642	2:41.602	174.8	48:54.955

21		JAGUAR Type D 1955 TSRC6A					
1. Carlos MONTEVERDE							
2. Gary PEARSON							
3. Andrew SMITH							
1	1	5:16.037	51.615	1:56.708	2:27.714	211.7	5:16.037
2	1	5:11.290	50.581	1:55.845	2:24.864	206.2	10:27.327
3	1	5:11.287	49.712	1:54.914	2:26.661	233.0	15:38.614
4	1	6:05.409	49.387	2:52.557	2:23.465	72.1	21:44.023
5	1	5:09.110 B	50.228	1:53.176	2:25.706	220.7	26:53.133
6	1	6:43.602	2:23.222	1:55.521	2:24.859	196.9	33:36.735
7	1	5:09.334	50.485	1:54.297	2:24.552	224.4	38:46.069
8	1	5:12.341	50.049	1:58.754	2:23.538	163.1	43:58.410

22		KIEFT Climax 1100 1954 TSRC2A					
1. Craig MCWILLIAM							
2. Michael HIBBERD							
1	1	7:27.794	1:27.402	2:38.471	3:21.921	150.3	7:27.794
2	1	7:18.896	1:09.070	2:40.264	3:29.562	150.3	14:46.690
3	1	8:19.781 B	1:09.018	3:33.684	3:37.079	73.4	23:06.471
4	1	8:21.538	2:34.789	2:36.275	3:10.474	149.1	31:28.009
5	1	6:47.659	1:03.241	2:33.728	3:10.690	162.3	38:15.668
6	1	6:47.214	1:03.183	2:35.724	3:08.307	136.2	45:02.882

23		DEUTSCH-BONNET HBR 1954 TSRC1A					
1. Michel BLANCHARD							
2. Karine BLANCHARD							

Lap	D	Time	Sector 1	Sector 2	Sector 3	T. Spd	Elapsed
1	1	8:39.740	2:01.831	3:02.990	3:34.919	116.4	8:39.740
2	1	7:55.539	1:11.234	2:59.319	3:44.986	130.1	16:35.279
3	1	8:28.446 B	1:14.871	3:31.570	3:42.005	85.3	25:03.725
4	1	10:22.382	3:29.010	3:13.451	3:39.921	119.0	35:26.107
5	1	7:55.920	1:15.623	2:58.532	3:41.765	126.6	43:22.027
6	1	7:44.809	1:15.560	2:55.318	3:33.931	137.1	51:06.836

26		CUNNINGHAM C4R 1953 TSRC6A					
1. Alain RÜEDE							
1	1	6:00.503	1:02.732	2:15.772	2:41.999	129.5	6:00.503
2	1	5:43.175	52.642	2:09.949	2:40.584	160.0	11:43.678
3	1	5:43.576	54.131	2:10.009	2:39.436	172.6	17:27.254
4	1	6:23.844 B	54.265	2:46.098	2:43.481	154.1	23:51.098
5	1	7:49.869	2:50.933	2:15.236	2:43.700	155.9	31:40.967
6	1	5:43.377	53.228	2:09.556	2:40.593	177.4	37:24.344
7	1	6:26.887 B					43:51.231

27		AC ACE Bristol 1954 GTP1					
1. Mark RICHARDSON							
2. Julian MAYNARD							
1	1	6:37.369	1:11.669	2:25.637	3:00.063	154.5	6:37.369
2	1	6:18.637	1:00.897	2:23.029	2:54.711	155.0	12:56.006
3	1	6:20.470 B	58.601	2:21.814	3:00.055	176.8	19:16.476
4	1	8:14.368	2:47.301	2:28.440	2:58.627	165.3	27:30.844
5	1	6:22.145	1:01.299	2:23.420	2:57.426	171.0	33:52.989
6	1	6:22.669	59.561	2:23.827	2:59.281	159.0	40:15.658
7	1	6:27.849	1:03.523	2:26.445	2:57.881	161.2	46:43.507

29		COOPER T39 1955 TSRC3A					
1. Robi BERNBERG							
2. Paul UGO							
1	1	5:54.931	57.941	2:14.545	2:42.445	177.9	5:54.931
2	1	5:48.562	54.254	2:13.083	2:41.225	179.7	11:43.493
3	1	5:49.165 B	53.710	2:13.026	2:42.429	167.3	17:32.658
4	1	7:21.099	2:26.750	2:13.007	2:41.342	185.2	24:53.757
5	1	5:43.470	55.206	2:11.541	2:36.723	175.4	30:37.227
6	1	5:41.818	53.773	2:12.171	2:35.874	181.2	36:19.045
7	1	5:37.011	52.252	2:11.080	2:33.679	187.7	41:56.056
8	1	5:34.399	53.243	2:08.663	2:32.493	187.7	47:30.455

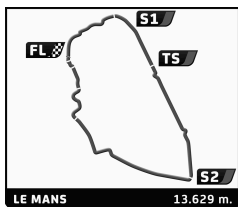
30		PORSCHE 356 Pre A 1954 GTS1					
1. Jean-François PENILLARD							
2. Gilles MOREL							
1	1	6:15.694	1:09.901	2:18.490	2:47.303	160.2	6:15.694
2	1	5:58.395	56.807	2:16.001	2:45.587	163.1	12:14.089
3	1	6:07.467 B	56.943	2:17.443	2:53.081	177.1	18:21.556
4	1	7:26.823	2:24.252	2:16.974	2:45.597	183.9	25:48.379
5	1	5:58.731	56.758	2:16.477	2:45.496	189.7	31:47.110
6	1	6:00.617	56.576	2:15.803	2:48.238	177.7	37:47.727
7	1	5:57.276	56.590	2:14.312	2:46.374	179.7	43:45.003
8	1	5:54.123	56.396	2:14.125	2:43.602	176.5	49:39.126

31		MG A 1955 GTS5					
1. Andy DEE CROWNE							
2. Samuel THOMAS							
1	1	9:33.037 B	2:02.231	3:21.809	4:08.997	117.7	9:33.037
2	1	10:35.970	4:52.012	2:38.930	3:05.028	141.7	20:09.007
3	1	6:40.483	1:02.814	2:36.007	3:01.662	150.1	26:49.490
4	1	6:47.003 B	1:01.469	2:35.313	3:10.221	157.9	33:36.493





6-7-8 | 20
JUILLET | 18



PLATEAU 2 - GRID 2
LE MANS CLASSIC 2018
RACE 2

Sector Analysis

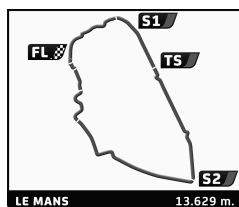
Personal Best Session Best B Crossing the finish line in pit lane

Table with columns: Lap, D, Time, Sector 1, Sector 2, Sector 3, T. Spd, Elapsed. Contains race data for drivers 32-44 across various car models like TRIUMPH TR2, CADILLAC Series 61, etc.





6-7-8 | 20 JUILLET | 18



PLATEAU 2 - GRID 2 LE MANS CLASSIC 2018 RACE 2

Sector Analysis

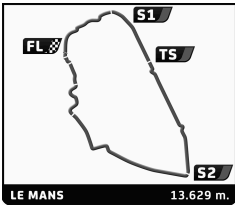
■ Personal Best ■ Session Best ■ Crossing the finish line in pit lane

Lap	D	Time	Sector 1	Sector 2	Sector 3	T. Spd	Elapsed	Lap	D	Time	Sector 1	Sector 2	Sector 3	T. Spd	Elapsed
45	1. Mark ALDRIDGE AC ACE Bristol 1955 GTS6							6	1	6:44.974	1:01.681	2:39.273	3:04.020	123.3	41:27.681
	2. Jeremy ALDRIDGE							7	1	6:31.015	1:01.914	2:31.145	2:57.956	151.1	47:58.696
1	1	6:20.945	1:04.180	2:20.724	2:56.041	138.3	6:20.945								
46	1. François COINTREAU LOTUS IX Sebring 1955 TSRC2A							1	1	6:39.981	1:08.889	2:26.625	3:04.467	163.6	6:39.981
	2. Patrice COUSSEAU 3. Alfred COINTREAU 4. Guillaume LE METAYER							2	1	6:26.674	1:00.690	2:27.209	2:58.775	159.3	13:06.655
1	1	6:39.981	1:08.889	2:26.625	3:04.467	163.6	6:39.981								
2	1	6:26.674	1:00.690	2:27.209	2:58.775	159.3	13:06.655								
3	1	6:21.133	59.980	2:24.189	2:56.964	163.1	19:27.788								
4	1	6:31.962	57.370	2:19.157	3:15.435	160.7	25:59.750								
5	1	7:44.344	2:30.705	2:20.050	2:53.589	164.1	33:44.094								
6	1	6:09.225	56.561	2:19.242	2:53.422	175.1	39:53.319								
7	1	6:13.181	58.548	2:22.510	2:52.123	158.1	46:06.500								
47	1. Carlos QUIROGA LANCIA Aurelia B 20 1953 GTS2							1	1	7:42.904	1:45.470	2:45.220	3:12.214	133.2	7:42.904
	2. Jaime BERGEL 3. Alvaro QUIROGA							2	1	25:22.103	1:05.000	2:37.349	...	157.4	33:05.007
1	1	7:42.904	1:45.470	2:45.220	3:12.214	133.2	7:42.904								
2	1	25:22.103	1:05.000	2:37.349	...	157.4	33:05.007								
3	1	9:49.339	3:19.210	2:53.770	3:36.359	147.1	42:54.346								
4	1	7:31.979	1:14.281	2:49.262	3:28.436	162.6	50:26.325								
48	1. Jérémy DA ROCHA AUSTIN HEALEY 100/4 1955 GTS2							1	1	6:02.804	1:00.006	2:24.118	2:38.680	148.0	6:02.804
	2. José DA ROCHA							2	1	5:47.826	53.550	2:15.375	2:38.901	174.5	11:50.630
1	1	6:02.804	1:00.006	2:24.118	2:38.680	148.0	6:02.804								
2	1	5:47.826	53.550	2:15.375	2:38.901	174.5	11:50.630								
3	1	5:47.608	53.349	2:16.156	2:38.103	152.2	17:38.238								
4	1	6:32.610	55.602	2:46.162	2:50.846	174.0	24:10.848								
5	1	8:23.273	3:18.435	2:16.047	2:48.791	171.3	32:34.121								
6	1	6:01.481	55.933	2:19.341	2:46.207	176.8	38:35.602								
49	1. Michel VERLIEFDEN ASTON MARTIN DB2 1951 GTS2							1	1	6:41.995	1:16.997	2:24.445	3:00.553	150.9	6:41.995
	2. Bernard ROBIN							2	1	6:21.756	1:00.199	2:23.120	2:58.437	162.6	13:03.751
1	1	6:41.995	1:16.997	2:24.445	3:00.553	150.9	6:41.995								
2	1	6:21.756	1:00.199	2:23.120	2:58.437	162.6	13:03.751								
3	1	6:36.098	1:01.640	2:23.990	3:10.468	160.0	19:39.849								
4	1	7:49.987	2:29.944	2:22.787	2:57.256	163.8	27:29.836								
5	1	6:21.882	1:01.870	2:21.989	2:58.023	169.1	33:51.718								
50	1. François FOUQUET-HATE DEUTSCH-BONNET HBR 1958 TSRC2B							1	1	7:49.602	1:51.804	2:43.733	3:14.065	143.0	7:49.602
	2. Bernard ROBIN							2	1	7:07.116	1:06.153	2:46.401	3:14.562	135.2	14:56.718
1	1	7:49.602	1:51.804	2:43.733	3:14.065	143.0	7:49.602								
2	1	7:07.116	1:06.153	2:46.401	3:14.562	135.2	14:56.718								
3	1	8:11.177	1:10.576	3:30.215	3:30.386	77.4	23:07.895								
4	1	9:34.257	2:53.154	2:59.605	3:41.498	121.8	32:42.152								
5	1	7:40.496	1:11.132	2:51.355	3:38.009	146.7	40:22.648								
6	1	7:40.956	1:13.130	2:54.909	3:32.917	144.1	48:03.604								
51	1. Richard GANE JOWETT Jupiter 1953 TSRC3							1	1	6:52.327	1:20.396	2:32.507	2:59.424	145.5	6:52.327
	2. Kevin ZWOLINSKI							2	1	6:28.233	1:01.470	2:27.516	2:59.247	160.2	13:20.560
1	1	6:52.327	1:20.396	2:32.507	2:59.424	145.5	6:52.327								
2	1	6:28.233	1:01.470	2:27.516	2:59.247	160.2	13:20.560								
3	1	6:31.237	1:03.217	2:29.549	2:58.471	157.2	19:51.797								
4	1	6:33.054	1:01.815	2:25.925	3:05.314	177.4	26:24.851								
5	1	8:17.856	2:43.007	2:32.915	3:01.934	145.9	34:42.707								
52	1. Sylvain ASCENSION PANHARD Dyna X84 1949 T1A							1	1	13:13.667	3:39.303	4:10.598	5:23.766	96.7	13:13.667
	2. Daniel ASCENSION							2	1	21:24.166	...	5:35.045	5:34.979	70.5	34:37.833
53	1. Erik STAES LOTUS XI 1500 1955 TSRC3A							1	1	6:24.960	1:09.514	6:24.960
	2. Erik STAES							2	1	6:05.780	57.147	12:30.740
1	1	6:24.960	1:09.514	6:24.960								
2	1	6:05.780	57.147	12:30.740								
3	1	6:13.936	57.614	18:44.676								
4	1	7:36.672	2:29.435	26:21.348								
5	1	6:11.225	57.536	32:32.573								
6	1	5:59.446	56.852	38:32.019								
7	1	5:54.611	57.064	44:26.630								
54	1. Read GOMM JAGUAR XK 140 FHC 1955 GTS7							1	1	6:37.565	1:08.178	2:31.588	2:57.799	123.9	6:37.565
	2. Marc GORDON							2	1	6:16.853	1:00.017	2:20.909	2:55.927	152.4	12:54.418
1	1	6:37.565	1:08.178	2:31.588	2:57.799	123.9	6:37.565								
2	1	6:16.853	1:00.017	2:20.909	2:55.927	152.4	12:54.418								
3	1	6:10.039	58.026	2:21.469	2:50.544	155.4	19:04.457								
4	1	6:09.941	57.199	2:17.258	2:55.484	167.8	25:14.398								
5	1	7:49.557	2:27.863	2:23.924	2:57.770	152.0	33:03.955								
6	1	6:15.239	58.064	2:23.332	2:53.843	146.3	39:19.194								
7	1	6:14.365	59.448	2:21.930	2:52.987	169.7	45:33.559								
55	1. Stephan KOENIG AC ACE Bristol 1957 GTS6							1	1	6:16.859	1:03.361	2:19.670	2:53.828	138.0	6:16.859
	2. Stephan KOENIG							2	1	6:07.186	57.534	2:16.266	2:53.386	175.1	12:24.045
1	1	6:16.859	1:03.361	2:19.670	2:53.828	138.0	6:16.859								
2	1	6:07.186	57.534	2:16.266	2:53.386	175.1	12:24.045								
3	1	6:11.967	57.599	2:18.540	2:55.828	165.5	18:36.012								
4	1	6:20.777	57.627	2:20.151	3:02.999	172.6	24:56.789								
5	1	7:37.232	2:25.344	2:18.585	2:53.303	193.7	32:34.021								
6	1	5:59.725	57.556	2:15.556	2:46.613	177.4	38:33.746								
7	1	6:04.394	58.534	2:15.023	2:50.837	185.2	44:38.140								
56	1. Nicholas RUDELL ASTON MARTIN DB2/4 1954 GTS2							1	1	6:22.672	1:06.602	2:21.845	2:54.225	133.7	6:22.672
	2. Nicholas RUDELL							2	1	6:07.144	58.494	2:16.760	2:51.890	167.8	12:29.816
1	1	6:22.672	1:06.602	2:21.845	2:54.225	133.7	6:22.672								
2	1	6:07.144	58.494	2:16.760	2:51.890	167.8	12:29.816								
3	1	6:15.676	59.396	2:17.018	2:59.262	167.6	18:45.492								
4	1	7:36.607	2:28.976	2:16.931	2:50.700	168.6	26:22.099								
5	1	6:08.421	58.053	2:19.866	2:50.502	156.3	32:30.520								
6	1	6:00.749	57.953	2:14.051	2:48.745	163.8	38:31.269								
7	1	6:06.229	57.382	2:17.513	2:51.334	139.7	44:37.498								
58	1. Eric BERARD CALLISTA D 120 Ranelagh 1951 TSRC1A							1	1	8:23.552	1:55.830	2:54.693	3:33.029	145.7	8:23.552
	2. Philippe TAVANO							2	1	8:02.451	1:10.483	2:59.188	3:52.780	142.8	16:26.003
1	1	8:23.552	1:55.830	2:54.693	3:33.029	145.7	8:23.552								
2	1	8:02.451	1:10.483	2:59.188	3:52.780	142.8	16:26.003								
3	1	9:16.020	2:49.344	2:58.811	3:27.865	138.7	25:42.023								
4	1	7:37.400	1:10.172	2:56.489	3:30.739	139.0	33:19.423								
5	1	7:37.105	1:09.952	2:59.845	3:27.308	134.2	40:56.528								





6-7-8 | 20 JUILLET | 18



PLATEAU 2 - GRID 2 LE MANS CLASSIC 2018 RACE 2

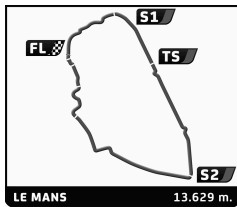
Sector Analysis

■ Personal Best ■ Session Best ■ Crossing the finish line in pit lane

Lap	D	Time	Sector 1	Sector 2	Sector 3	T. Spd	Elapsed	Lap	D	Time	Sector 1	Sector 2	Sector 3	T. Spd	Elapsed
59 1.Jean-Yves GRANDIDIER ASTON MARTIN DB2/4 1954 GTS2															
1	1	6:33.828	1:13.154	2:25.791	2:54.883	145.5	6:33.828	1	1	9:42.219	2:07.069	3:18.862	4:16.288	131.0	9:42.219
2	1	6:21.723	58.586	2:23.803		171.0	12:55.551	2	1	15:52.479	8:05.152	3:49.550	3:57.777	82.5	25:34.698
3	1	6:24.754	1:00.299	2:27.171	2:57.284	145.5	19:20.305	3	1	10:03.578	2:58.317	3:15.406	3:49.855	124.2	35:38.276
4	1	6:42.022	1:00.007	2:31.524	3:10.491	148.0	26:02.327	4	1	9:16.346	1:20.440	3:56.252	3:59.654	126.3	44:54.622
5	1	8:43.637	2:52.830	2:33.358	3:17.449	146.9	34:45.964								
60 1.Steve WARD JAGUAR XK 120 1951 GTS2															
1	1	7:12.009	1:25.661	2:35.066	3:11.282	129.5	7:12.009	1	1	5:46.091	56.965	2:09.017	2:40.109	160.2	5:46.091
2	1	6:45.990	1:04.921	2:31.278	3:09.791	144.1	13:57.999	2	1	5:39.259	53.998	2:07.389	2:37.872	184.2	11:25.350
3	1	7:09.063	1:04.670	2:46.858	3:17.535	110.5	21:07.062	3	1	5:38.691	53.227	2:08.139	2:37.325	173.2	17:04.041
4	1	7:40.205	2:27.068	2:19.151	2:53.986	129.8	28:47.267	4	1	6:21.551	54.244	2:39.836	2:47.471	93.6	23:25.592
5	1	5:55.893	57.497	2:10.735	2:47.661	164.8	34:43.160	5	1	7:06.330	2:24.976	2:07.201	2:34.153	168.9	30:31.922
6	1	5:54.215	57.083	2:13.036	2:44.096	177.9	40:37.375	6	1	5:33.014	53.036	2:06.619	2:33.359	192.0	36:04.936
7	1	5:49.220	57.611	2:11.628	2:39.981	176.5	46:26.595	7	1	5:34.892	51.832	2:10.047	2:33.013	184.6	41:39.828
								8	1	5:32.043	52.361	2:04.534	2:35.148	186.5	47:11.871
61 1.Xavier DOCHEZ PORSCHE 356 Pre A 1953 GTS1															
1	1	8:27.919	2:02.389	2:57.206	3:28.324	125.7	8:27.919	1	1	7:56.798	1:47.005	2:47.858	3:21.935	137.6	7:56.798
2	1	7:47.246	1:10.086	2:58.887	3:38.273	130.5	16:15.165	2	1	7:09.642	1:06.390	2:42.138	3:21.114	137.4	15:06.440
3	1	8:08.823	1:11.779	3:16.618	3:40.426	102.0	24:23.988	3	1	8:07.639	1:06.759	3:31.273	3:29.607	73.1	23:14.079
4	1	10:47.251	3:54.384	3:07.963	3:44.904	122.2	35:11.239	4	1	9:01.349	3:02.267	2:42.128	3:16.954	146.3	32:15.428
5	1	8:08.425	1:16.628	3:09.439	3:42.358	108.0	43:19.664	5	1	7:00.825	1:04.267	2:41.728	3:14.830	121.8	39:16.253
6	1	7:49.124	1:14.874	3:01.616	3:32.634	129.8	51:08.788	6	1	7:05.577	1:06.052	2:44.228	3:15.297	126.2	46:21.830
62 1.David GRAUS FRAZER NASH Targa Florio 1952 TSRC4A															
1	1	6:55.623	1:20.994	2:34.842	2:59.787	113.5	6:55.623	1	1	7:30.459	1:44.444	2:36.398	3:09.617	144.5	7:30.459
2	1	6:25.572	59.046	2:30.533	2:55.993	147.3	13:21.195	2	1	6:52.301	1:03.232	2:37.111	3:11.958	133.4	14:22.760
3	1	6:41.489	1:02.078	2:34.332	3:05.079	138.8	20:02.684	3	1	8:04.868	1:03.328	3:44.063	3:17.477	60.9	22:27.628
4	1	10:04.693	3:28.479	3:01.662	3:34.552	121.0	30:07.377	4	1	9:19.909	2:47.234	3:06.288	3:26.387	131.0	31:47.537
5	1	7:56.065	1:13.641	2:56.767	3:45.657	123.0	38:03.442	5	1	7:34.051	1:06.992	2:54.713	3:32.346	126.9	39:21.588
6	1	7:34.081	1:11.418	2:57.041	3:25.622	115.0	45:37.523	6	1	7:36.447	1:08.551	2:55.607	3:32.289	121.0	46:58.035
63 1.Harold HERREMAN DE ME COOPER T39 1955 TSRC3A															
1	1	6:47.612	1:15.416	2:34.232	2:57.964	118.1	6:47.612	1	1	6:58.846	1:21.715	2:34.738	3:02.393	121.5	6:58.846
2	1	6:20.047	59.434	2:26.578	2:54.035	159.7	13:07.659	2	1	6:34.234	1:00.789	2:32.617	3:00.828	145.9	13:33.080
3	1	6:23.825	59.268	2:29.054	2:55.503	133.4	19:31.484	3	1	6:40.452	1:01.481	2:33.203	3:05.768	126.9	20:13.532
4	1	6:38.722	1:00.053	2:31.133	3:07.536	146.1	26:10.206	4	1	8:18.805	2:33.783	2:35.006	3:10.016	157.7	28:32.337
5	1	8:00.773	2:32.619	2:32.399	2:55.755	138.3	34:10.979	5	1	6:43.693	1:02.473	2:31.919	3:09.301	168.4	35:16.030
6	1	6:28.864	59.921	2:30.919	2:58.024	149.5	40:39.843	6	1	6:53.634	1:06.082	2:40.302	3:07.250	123.6	42:09.664
7	1	6:49.889	59.639	2:32.434	3:17.816	136.2	47:29.732	7	1	6:38.826	1:01.779	2:31.961	3:05.086	177.1	48:48.490
64 1.Bernd LANGEWIESCHE LOTUS Mark IX 1955 TSRC2A															
1	1	5:52.979	58.585	2:12.007	2:42.387	191.0	5:52.979	1	1	6:51.768	1:19.825	2:31.641	3:00.302	128.1	6:51.768
2	1	5:42.915	53.451	2:08.972	2:40.492	209.3	11:35.894	2	1	6:28.387	1:01.454	2:25.794	3:01.139	153.9	13:20.155
3	1	5:45.404	53.804	2:10.792	2:40.808	195.5	17:21.298	3	1	6:31.263	1:02.377	2:29.254	2:59.632	147.4	19:51.418
4	1	6:51.195	54.863	2:54.919	3:01.413	154.1	24:12.493	4	1	6:29.172	1:01.418	2:23.018	3:04.736	168.6	26:20.590
5	1	8:23.115	2:57.194	2:27.957	2:57.964	177.4	32:35.608								
66 1.Friedhelm TANG DKW Monza 1956 TSRC2A															
1	1	6:12.801	58.408	2:23.759	2:50.634	184.6	38:48.409								
7	1	6:15.322	58.729	2:25.554	2:51.039	182.7	45:03.731								
68 1.John CLARK COOPER T39 1955 TSRC3A															
1	1	5:46.091	56.965	2:09.017	2:40.109	160.2	5:46.091								
2	1	5:39.259	53.998	2:07.389	2:37.872	184.2	11:25.350								
3	1	5:38.691	53.227	2:08.139	2:37.325	173.2	17:04.041								
4	1	6:21.551	54.244	2:39.836	2:47.471	93.6	23:25.592								
5	1	7:06.330	2:24.976	2:07.201	2:34.153	168.9	30:31.922								
6	1	5:33.014	53.036	2:06.619	2:33.359	192.0	36:04.936								
7	1	5:34.892	51.832	2:10.047	2:33.013	184.6	41:39.828								
8	1	5:32.043	52.361	2:04.534	2:35.148	186.5	47:11.871								
69 1.Bruno SCHOCH AUSTIN HEALEY 100 M 1956 GTS2															
1	1	7:56.798	1:47.005	2:47.858	3:21.935	137.6	7:56.798								
2	1	7:09.642	1:06.390	2:42.138	3:21.114	137.4	15:06.440								
3	1	8:07.639	1:06.759	3:31.273	3:29.607	73.1	23:14.079								
4	1	9:01.349	3:02.267	2:42.128	3:16.954	146.3	32:15.428								
5	1	7:00.825	1:04.267	2:41.728	3:14.830	121.8	39:16.253								
6	1	7:05.577	1:06.052	2:44.228	3:15.297	126.2	46:21.830								
70 1.Antoine BLASCO OSCA S 1500 TN 1957 TSRC3A															
1	1	7:30.459	1:44.444	2:36.398	3:09.617	144.5	7:30.459								
2	1	6:52.301	1:03.232	2:37.111	3:11.958	133.4	14:22.760								
3	1	8:04.868	1:03.328	3:44.063	3:17.477	60.9	22:27.628								
4	1	9:19.909	2:47.234	3:06.288	3:26.387	131.0	31:47.537								
5	1	7:34.051	1:06.992	2:54.713	3:32.346	126.9	39:21.588								
6	1	7:36.447	1:08.551	2:55.607	3:32.289	121.0	46:58.035								
71 1.Thierry NOYER TRIUMPH TR2 1955 GTS6															
1	1	6:58.846	1:21.715	2:34.738	3:02.393	121.5	6:58.846								
2	1	6:34.234	1:00.789	2:32.617	3:00.828	145.9	13:33.080								
3	1	6:40.452	1:01.481	2:33.203	3:05.768	126.9	20:13.532								
4	1	8:18.805	2:33.783	2:35.006	3:10.016	157.7	28:32.337								
5	1	6:43.693	1:02.473	2:31.919	3:09.301	168.4	35:16.030								
6	1	6:53.634	1:06.082	2:40.302	3:07.250	123.6	42:09.664								
7	1	6:38.826	1:01.779	2:31.961	3:05.086	177.1	48:48.490								
72 1.Heiko OSTMANN PORSCHE 356 Speedster 1956 TSRC4A															
1	1	6:51.768	1:19.825	2:31.641	3:00.302	128.1	6:51.768								
2	1	6:28.387	1:01.454	2:25.794	3:01.139	153.9	13:20.155								
3	1	6:31.263	1:02.377	2:29.254	2:59.632	147.4	19:51.418								
4	1	6:29.172	1:01.418	2:23.018	3:04.736	168.6	26:20.590								



6-7-8 | 20 JUILLET | 18



PLATEAU 2 - GRID 2 LE MANS CLASSIC 2018 RACE 2

Sector Analysis

■ Personal Best ■ Session Best B Crossing the finish line in pit lane

Lap	D	Time	Sector 1	Sector 2	Sector 3	T. Spd	Elapsed	Lap	D	Time	Sector 1	Sector 2	Sector 3	T. Spd	Elapsed
-----	---	------	----------	----------	----------	--------	---------	-----	---	------	----------	----------	----------	--------	---------

73	Porsche 550 Spyder 1955														
	1. Gilles BOYER TSRC3A														
	2. Régis MATHIEU														

1	1	7:01.899	1:19.457	2:32.755	3:09.687	138.0	7:01.899
2	1	6:43.883	1:04.706	2:31.156	3:08.021	147.4	13:45.782
3	1	7:06.507 B	1:03.890	2:48.787	3:13.830	84.1	20:52.289
4	1	9:24.309	2:50.679	2:54.490	3:39.140	136.2	30:16.598
5	1	7:41.977	1:13.456	2:49.736	3:38.785	131.8	37:58.575
6	1	7:51.475	1:11.943	3:01.214	3:38.318	102.9	45:50.050

74	MASERATI A6 GCS Barchetta 1954														
	1. Martin H. SUCARI TSRC4A														
	2. Adrian SUCARI														

1	1	6:39.071	1:16.294	2:24.230	2:58.547	149.7	6:39.071
2	1	6:17.978	1:00.279	2:20.966	2:56.733	161.4	12:57.049
3	1	6:08.987	59.461	2:18.344	2:51.182	170.7	19:06.036
4	1	6:20.180 B	58.457	2:17.493	3:04.230	176.2	25:26.216
5	1	7:46.966	2:36.434	2:17.244	2:53.288	178.8	33:13.182
6	1	6:13.877	58.308	2:22.078	2:53.491	187.7	39:27.059
7	1	6:18.084	1:00.098	2:23.405	2:54.581	153.7	45:45.143

75	MERCEDES BENZ 300 SL 1955														
	1. Erich OELSCHLAGEL GTS7														
	2. Georg OELSCHLAGEL														

1	1	6:21.587	1:11.211	2:20.676	2:49.700	119.7	6:21.587
2	1	5:49.874	57.125	2:08.744	2:44.005	170.2	12:11.461
3	1	5:53.864 B	57.076	2:08.838	2:47.950	165.3	18:05.325
4	1	7:33.689	2:24.949	2:18.933	2:49.807	155.6	25:39.014
5	1	6:04.161	56.729	2:20.612	2:46.820	160.2	31:43.175
6	1	5:54.543	54.987	2:12.698	2:46.858	159.0	37:37.718
7	1	5:54.403	55.364	2:16.104	2:42.935	155.9	43:32.121
8	1	5:54.533	58.450	2:09.051	2:47.032	161.6	49:26.654

76	MERCEDES BENZ 300 SL 1955														
	1. Guido HAARMANN GTS7														
	2. Bernardo HARTOGS														

1	1	5:48.420	55.756	2:09.515	2:43.149	182.4	5:48.420
2	1	5:44.859	54.035	2:08.179	2:42.645	186.5	11:33.279
3	1	9:55.897 B	53.689	6:09.024	2:53.184	192.0	21:29.176
4	1	7:51.380	2:31.782	2:17.602	3:01.996	172.1	29:20.556
5	1	6:22.615	1:00.777	2:20.308	3:01.530	147.1	35:43.171
6	1	6:23.996	1:01.547	2:26.303	2:56.146	154.8	42:07.167
7	1	6:14.440	59.625	2:15.559	2:59.256	159.0	48:21.607