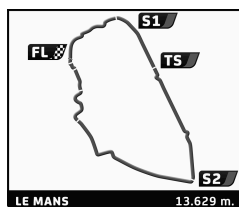




6-7-8 | 20 JUILLET | 18



PLATEAU 2 - GRID 2 LE MANS CLASSIC 2018 RACE 1

Sector Analysis

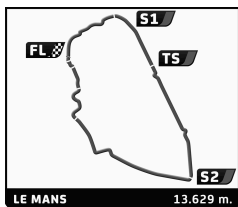
■ Personal Best ■ Session Best ■ Crossing the finish line in pit lane

Lap	D	Time	Sector 1	Sector 2	Sector 3	T. Spd	Elapsed	Lap	D	Time	Sector 1	Sector 2	Sector 3	T. Spd	Elapsed	
1								ASTON MARTIN DB2 1950 1. Laurent DESPLACES GTS2 2. Jean-Luc BOIS								
1	1	6:25.607	1:17.373	2:19.021	2:49.213	169.7	6:25.607	4	1	7:47.149	2:32.123	2:23.048	2:51.978	165.8	27:33.778	
2	1	6:01.012	58.646	2:15.532	2:46.834	172.6	12:26.619	5	1	6:15.343	59.772	2:24.491	2:51.080	148.7	33:49.121	
3	1	7:16.411	B	1:01.845	3:14.926	2:59.640	141.0	19:43.030	6	1	6:07.737	58.420	2:20.471	2:48.846	149.9	39:56.858
4	1	8:03.035	2:34.349	2:27.000	3:01.686	144.9	27:46.065	7	1	6:10.495	1:00.898	2:20.567	2:49.030	154.3	46:07.353	
5	1	6:27.112	1:02.581	2:26.462	2:58.069	164.1	34:13.177									
6	1	6:20.012	1:00.741	2:23.217	2:56.054	156.5	40:33.189									
7	1	6:26.049	1:03.595	2:24.364	2:58.090	151.8	46:59.238									
2								FIAT 8V Zagato 1953 1. Nicolas TRABER GTS6 2. Bruce TRENERY								
1	1	6:42.127	B	1:17.822	2:25.646	2:58.659	145.9	6:42.127								
2	1	9:26.239	4:06.380	2:25.508	2:54.351	157.0	16:08.366									
3	1	6:40.211	B	1:00.061	2:30.025	3:10.125	162.6	22:48.577								
4	1	8:43.175	2:50.206	2:40.502	3:12.467	138.5	31:31.752									
5	1	6:55.139	1:06.375	2:38.089	3:10.675	153.2	38:26.891									
6	1	6:43.916	1:05.429	2:32.457	3:06.030	163.3	45:10.807									
3								JAGUAR Type D 1955 1. Clive JOY TSRC6A 2. Spencer TRENERY 3. Patrick SIMON								
1	1	5:07.994	50.217	1:54.431	2:23.346	221.6	5:07.994									
2	1	5:54.505	51.643	2:37.937	2:24.925	192.4	11:02.499									
3	1	5:03.891	49.048	1:52.568	2:22.275	212.2	16:06.390									
4	1	5:13.687	B	49.542	1:53.510	2:30.635	208.9	21:20.077								
5	1	6:31.318	2:12.696	1:55.332	2:23.290	221.2	27:51.395									
6	1	5:05.758	50.299	1:52.427	2:23.032	230.5	32:57.153									
7	1	5:05.686	50.473	1:52.441	2:22.772	233.0	38:02.839									
8	1	5:09.369	51.205	1:54.630	2:23.534	201.2	43:12.208									
4								LOTUS XI 1500 1956 1. Serge KRINKNOFF TSRC3A								
1	1	5:24.047	52.789	2:02.357	2:28.901	196.5	5:24.047									
2	1	5:59.656	52.041	2:39.119	2:28.496	183.9	11:23.703									
3	1	5:21.527	50.527	2:02.549	2:28.451	199.0	16:45.230									
4	1	5:34.562	B	51.600	2:02.316	2:40.646	194.4	22:19.792								
5	1	6:45.895	2:15.916	2:00.957	2:29.022	202.7	29:05.687									
6	1	5:30.109	51.782	2:09.005	2:29.322	200.8	34:35.796									
7	1	5:26.011	50.828	2:04.068	2:31.115	176.5	40:01.807									
8	1	5:24.663	53.759	2:00.938	2:29.966	198.3	45:26.470									
5								MASERATI 450 S 1957 1. Josef RETTENMAIER TSRC6A								
1	1	5:19.923	53.388	1:58.852	2:27.683	206.5	5:19.923									
2	1	5:49.661	52.091	2:31.785	2:25.785	164.8	11:09.584									
3	1	5:26.542	B	52.414	1:59.594	2:34.534	180.3	16:36.126								
4	1	7:14.329	2:39.128	2:01.373	2:33.828	192.7	23:50.455									
5	1	5:27.710	54.304	1:59.546	2:33.860	182.4	29:18.165									
6								MASERATI A6 GCS Barchetta 1954 1. Stephan RETTENMAIER TSRC4A								
1	1	7:03.109	1:38.262	2:29.835	2:55.012	153.0	7:03.109									
2	1	6:20.594	1:00.128	2:27.051	2:53.415	160.4	13:23.703									
3	1	6:22.926	B	59.789	2:25.910	2:57.227	142.6	19:46.629								
7								AUSTIN HEALEY 100/4 1956 1. Sébastien BERCHON GTS7								
1	1	6:08.983	B	56.323	2:17.795	2:54.865	199.7	6:08.983								
2	1	11:01.202	6:04.220	2:15.981	2:41.001	183.0	17:10.185									
3	1	5:57.744	B	53.952	2:16.284	2:47.508	171.0	23:07.929								
4	1	7:19.537	2:24.442	2:14.736	2:40.359	182.1	30:27.466									
5	1	5:50.621	54.601	2:14.650	2:41.370	178.2	36:18.087									
6	1	5:47.048	53.739	2:14.493	2:38.816	177.1	42:05.135									
7	1	5:49.124	54.335	2:14.823	2:39.966	180.9	47:54.259									
8								AUSTIN HEALEY 100 M 1955 1. Nils-Fredrik NYBLAEUS GTS2 2. Jeremy WELCH								
1	1	6:04.679	1:02.415	2:14.843	2:47.421	179.4	6:04.679									
2	1	5:56.473	58.156	2:15.141	2:43.176	168.9	12:01.152									
3	1	5:58.936	B	57.015	2:12.618	2:49.303	192.7	18:00.088								
4	1	7:11.793	2:22.684	2:10.088	2:39.021	211.7	25:11.881									
5	1	5:47.107	55.960	2:12.299	2:38.848	183.9	30:58.988									
6	1	5:44.305	57.575	2:09.320	2:37.410	219.4	36:43.293									
7	1	5:39.443	55.788	2:07.543	2:36.112	203.8	42:22.736									
8	1	5:47.345	58.207	2:11.097	2:38.041	192.7	48:10.081									
9								AUSTIN HEALEY 100/4 1956 1. Philippe BRESSON GTS2 2. Philippe LANTERNIER								
1	1	7:16.817	1:37.738	2:33.190	3:05.889	160.2	7:16.817									
2	1	6:36.655	1:02.783	2:28.923	3:04.949	153.0	13:53.472									
3	1	6:44.506	B	1:02.886	2:28.646	3:12.974	166.6	20:37.978								
4	1	8:01.667	2:32.834	2:29.244	2:59.589	152.0	28:39.645									
5	1	6:27.473	1:03.775	2:26.321	2:57.377	169.7	35:07.118									
6	1	6:43.018	1:01.207	2:27.073	3:14.738	177.7	41:50.136									
7	1	6:29.351	1:04.212	2:27.679	2:57.460	163.3	48:19.487									
10								AUSTIN HEALEY 100 M 1955 1. Olivier BLANPAIN GTS2 2. Vincent JANSSENS 3. Raphael HINDERYCKX								
1	1	5:52.097	57.419	2:13.086	2:41.592	192.4	5:52.097									
2	1	6:04.691	57.864	2:22.400	2:44.427	174.3	11:56.788									
3	1	6:11.737	B	54.701	2:13.393	3:03.643	203.1	18:08.525								
4	1	8:16.855	3:10.020	2:21.763	2:45.072	147.8	26:25.380									
5	1	5:53.334	56.470	2:14.878	2:41.986	187.4	32:18.714									
6	1	5:51.785	56.563	2:13.411	2:41.811	197.2	38:10.499									
7	1	5:49.820	55.415	2:14.181	2:40.224	188.4	44:00.319									
11								JAGUAR Type C 1952 1. Nicolas BERT TSRC6A								
1	1	5:54.816	1:04.353	2:08.934	2:41.529	175.9	5:54.816									
2	1	5:55.449	56.101	2:18.611	2:40.737	163.6	11:50.265									
3	1	5:48.114	55.423	2:09.563	2:43.128	168.1	17:38.379									
4	1	5:51.384	B	55.599	2:09.301	2:46.484	162.8	23:29.763								
5	1	7:26.843			2:40.686	185.8	30:56.606									
6	1	5:47.817	55.272	2:10.243	2:42.302	189.4	36:44.423									
7	1	5:41.913	54.253	2:08.661	2:38.999	193.0	42:26.336									





6-7-8 | 20
JUILLET | 18



PLATEAU 2 - GRID 2
LE MANS CLASSIC 2018
RACE 1

Sector Analysis

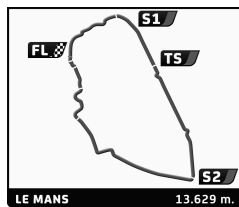
Personal Best Session Best B Crossing the finish line in pit lane

Table with columns: Lap, D, Time, Sector 1, Sector 2, Sector 3, T. Spd, Elapsed. Contains race data for laps 12-19 and 20-24, listing driver names, car models, and sector times.





6-7-8 | 20
JUILLET | 18



PLATEAU 2 - GRID 2
LE MANS CLASSIC 2018
RACE 1

Sector Analysis

Personal Best Session Best B Crossing the finish line in pit lane

Table with columns: Lap, D, Time, Sector 1, Sector 2, Sector 3, T. Spd, Elapsed. Rows include race data for drivers like Steve BROOKS, Alain RÜEDE, Mark RICHARDSON, David STANLEY, Robi BERNBERG, Jean-François PENILLARD, Andy DEE CROWNE, Guy Fabrice MESTROT, Stéphane GUYOT-SIONN, Jukka HUHTA, Yutaka YAMAMOTO, and Hisashi KUNIE.

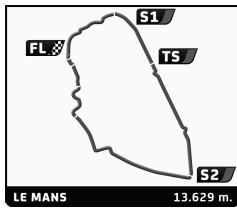
RICHARD MILLE

EFG





6-7-8 | 20 JUILLET | 18



PLATEAU 2 - GRID 2 LE MANS CLASSIC 2018 RACE 1

Sector Analysis

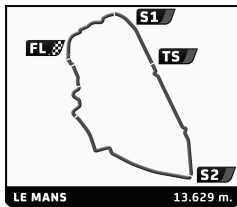
■ Personal Best ■ Session Best ■ Crossing the finish line in pit lane

Lap	D	Time	Sector 1	Sector 2	Sector 3	T. Spd	Elapsed	Lap	D	Time	Sector 1	Sector 2	Sector 3	T. Spd	Elapsed	
37	FIAT 1500 Spéciale 1950															
	1.Olivier du BOUCHERON 3.Alexandra du BOUCHERON TSRC3A															
	2.Edouard du BOUCHERON4.Olivia du BOUCHERON															
	1	1	8:26.639	1:52.230	3:03.016	3:31.393	131.6	8:26.639	6	1	6:48.300	1:03.348	2:31.892	3:13.060	152.0	43:08.156
	2	1	7:41.786 B	1:10.756	2:54.538	3:36.492	137.4	16:08.425	7	1	6:56.710	1:20.777	2:29.538	3:06.395	156.8	50:04.866
	3	1	9:17.818	2:58.412	2:53.632	3:25.774	146.7	25:26.243								
	4	1	7:29.434	1:12.307	2:53.818	3:23.309	145.3	32:55.677								
38	JAGUAR XK 120 O.T.S 1951															
	1.Augustin SABATIE-GARAT GTS2															
	2.Martin SABATIE-GARAT															
	1	1	7:01.397	1:32.219	2:31.077	2:58.101	141.9	7:01.397								
	2	1	6:32.982	1:00.887	2:31.938	3:00.157	163.3	13:34.379								
	3	1	6:50.511 B	1:01.229	2:36.144	3:13.138	145.5	20:24.890								
	4	1	8:36.774	2:36.590	2:47.045	3:13.139	135.7	29:01.664								
39	CADILLAC Series 61 Le Monstre 1950															
	1.Derek DRINKWATER TSRC6A															
	2.Iain ROWLEY															
	1	1	8:02.529 B	2:08.204	2:48.126	3:06.199	148.9	8:02.529								
	2	1	8:19.761	2:42.604	2:35.032	3:02.125	149.3	16:22.290								
	3	1	6:51.987 B	1:02.994	2:37.877	3:11.116	151.8	23:14.277								
	4	1	8:49.973	2:48.975	2:44.314	3:16.684	140.1	32:04.250								
40	PORSCHE 356 Speedster 1954															
	1.Vincent TOURNEUR GTS1															
	2.Antoine SEYLER 3.Stéphane ORTELLI															
	1	1	6:42.659	1:15.317	2:27.207	3:00.135	165.0	6:42.659								
	2	1	6:39.343 B	1:00.231	2:27.419	3:11.693	161.2	13:22.002								
	3	1	9:23.457	3:51.735	2:25.689	3:06.033	166.3	22:45.459								
	4	1	6:23.908	1:04.529	2:25.807	2:53.572	172.1	29:09.367								
41	BORGWARD 1500 Le Mans 1953															
	1.Lars-Erik LARSSON TSRC3A															
	2.Johan LARSSON 3.Jakob LARSSON															
	1	1	8:02.210	1:44.581	2:52.760	3:24.869	138.8	8:02.210								
	2	1	7:19.256	1:11.301	2:46.027	3:21.928	140.6	15:21.466								
	3	1	7:42.265 B	1:09.766	2:49.628	3:42.871	146.3	23:03.731								
	4	1	8:28.895	2:25.275	2:43.762	3:19.858	152.2	31:32.626								
42	MORGAN + 4 1953															
	1.Leigh SEBBA GTS2															
	2.Peter COLE															
	1	1	7:20.467	1:35.342	2:33.629	3:11.496	148.2	7:20.467								
	2	1	6:50.170	1:05.843	2:33.923	3:10.404	154.3	14:10.637								
	3	1	7:03.311 B	1:05.116	2:32.448	3:25.747	151.5	21:13.948								
	4	1	8:21.126	2:38.942	2:33.281	3:08.903	159.7	29:35.074								
43	DEUTSCH-BONNET LM 1952															
	1.Philippe GAYRAUD TSRC2A															
	2.Claude GAYRAUD															
	1	1	8:05.903	1:43.730	2:54.379	3:27.794	133.6	8:05.903								
	2	1	7:43.486 B	1:12.297	2:57.645	3:33.544	139.5	15:49.389								
	3	1	9:28.425	3:01.977	2:59.044	3:27.404	148.2	25:17.814								
	4	1	7:44.585	1:10.360	3:01.762	3:32.463	146.1	33:02.399								
44	PANHARD Monopole 1956															
	1.Alfred COINTREAU GTP1															
	2.Guillaume LE METAYER															
	1	1	10:30.474 B	2:04.114	4:26.122	4:00.238		10:30.474								
	2	1	10:16.574	2:59.816	3:26.969	3:49.789		20:47.048								
	3	1	8:53.749 B		4:06.964	114.6	29:40.797									
	4	1	10:23.935	3:03.008	3:23.217	3:57.710	112.2	40:04.732								
45	AC ACE Bristol 1955															
	1.Mark ALDRIDGE GTS6															
	2.Jeremy ALDRIDGE															
	1	1	6:24.259	1:12.277	2:20.662	2:51.320	168.1	6:24.259								
	2	1	6:09.795	58.844	2:20.163	2:50.788	168.9	12:34.054								
	3	1	6:21.067 B	59.976	2:21.769	2:59.322	181.8	18:55.121								
	4	1	7:28.549	2:27.926	2:16.358	2:44.265	173.4	26:23.670								
46	LOTUS IX Sebring 1955															
	1.François COINTREAU TSRC2A															
	2.Patrice COUSSEAU 3.Alfred COINTREAU 4.Guillaume LE METAYER															
	1	1	6:24.595	1:14.143	2:20.679	2:49.773	157.0	6:24.595								
	2	1	5:56.332	56.571	2:17.643	2:42.118	178.5	12:20.927								
	3	1	6:09.672 B	56.544	2:18.174	2:54.954	175.7	18:30.599								
	4	1	7:16.281	2:19.075	2:14.959	2:42.247	179.7	25:46.880								
47	LANCIA Aurelia B 20 1953															
	1.Carlos QUIROGA GTS2															
	2.Jaime BERGEL 3.Alvaro QUIROGA															
	1	1	8:05.671	1:48.787	2:46.614	3:30.270	126.6	8:05.671								
	2	1	7:31.088 B	1:11.160	2:46.839	3:33.089	129.0	15:36.759								
	3	1	8:40.863	2:40.430	2:40.850	3:19.583	161.2	24:17.622								
	4	1	7:08.079	1:07.803	2:39.561	3:20.715	158.1	31:25.701								
48	AUSTIN HEALEY 100/4 1955															
	1.Jérémy DA ROCHA GTS2															
	2.José DA ROCHA															
	1	1	6:01.801	59.163	2:15.009	2:47.629	177.7	6:01.801								
	2	1	6:02.690	1:00.341	2:18.312	2:44.037	167.8	12:04.491								
	3	1	5:57.849	57.067	2:17.534	2:43.248	194.4	18:02.340								
	4	1	6:17.995 B	57.540	2:18.792	3:01.663	172.3	24:20.335								





6-7-8 | 20 JUILLET | 18



PLATEAU 2 - GRID 2 LE MANS CLASSIC 2018 RACE 1

Sector Analysis

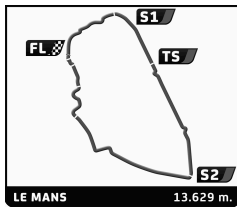
■ Personal Best ■ Session Best B Crossing the finish line in pit lane

Lap	D	Time	Sector 1	Sector 2	Sector 3	T. Spd	Elapsed	Lap	D	Time	Sector 1	Sector 2	Sector 3	T. Spd	Elapsed							
5	1	7:47.654	2:44.413	2:19.512	2:43.729	152.6	32:07.989	1	1	6:05.049	1:03.542	2:13.850	2:47.657	202.3	6:05.049							
6	1	5:46.805	55.766	2:12.866	2:38.173	199.4	37:54.794	2	1	5:59.098	58.961	2:14.508	2:45.629	176.5	12:04.147							
7	1	5:54.108	54.641	2:18.881	2:40.586	183.0	43:48.902	3	1	5:57.835 B	56.958	2:13.328	2:47.549	202.3	18:01.982							
49 1. Michel VERLIEFDEN ASTON MARTIN DB2 1951 GTS2								4								1	7:23.152	2:20.559	2:12.745	2:49.848	203.1	25:25.134
1								1	6:41.751	1:21.892	2:22.999	2:56.860	164.1	6:41.751	5	1	5:57.751	56.801	2:12.421	2:48.529	205.0	31:22.885
2								1	6:14.052	1:00.411	2:20.281	2:53.360	173.4	12:55.803	6	1	5:51.766	56.594	2:13.030	2:42.142	203.1	37:14.651
3								1	6:13.973	59.831	2:20.723	2:53.419	175.9	19:09.776	7	1	5:53.962	55.740	2:12.838	2:45.384	202.0	43:08.613
4								1	6:23.605 B	59.530	2:20.297	3:03.778	185.5	25:33.381	8	1	6:11.727	1:12.005	2:15.619	2:44.103	192.7	49:20.340
5								1	7:44.729	2:26.700	2:21.368	2:56.661	187.1	33:18.110	56 1. Nicholas RUDELL ASTON MARTIN DB2/4 1954 GTS2							
6								1	6:12.806	59.637	2:19.950	2:53.219	184.6	39:30.916	1	1	6:02.631	1:05.992	2:12.677	2:43.962	180.9	6:02.631
7								1	6:16.331	59.703	2:22.304	2:54.324	176.8	45:47.247	2	1	5:55.769	55.865	2:18.456	2:41.448	171.3	11:58.400
50 1. François FOUQUET-HATE DEUTSCH-BONNET HBR 1958 TSR2B								3								1	5:51.191 B	55.224	2:10.344	2:45.623	180.0	17:49.591
1								1	7:29.130	1:36.015	2:42.911	3:10.204	142.1	7:29.130	4	1	7:13.228	2:15.793	2:13.395	2:44.040	162.8	25:02.819
2								1	6:54.689	1:04.655	2:40.526	3:09.508	153.7	14:23.819	5	1	5:55.707	57.439	2:12.785	2:45.483	192.7	30:58.526
3								1	7:01.998 B	1:05.266	2:40.652	3:16.080	153.5	21:25.817	6	1	5:53.522	59.205	2:11.290	2:43.027	186.8	36:52.048
4								1	9:05.750	2:48.600	2:50.620	3:26.530	158.6	30:31.567	7	1	5:55.766	56.984	2:12.810	2:45.972	161.2	42:47.814
5								1	7:19.464	1:09.993	2:48.159	3:21.312	152.0	37:51.031	8	1	6:02.130	58.384	2:16.638	2:47.108	163.8	48:49.944
6								1	7:19.081	1:09.683	2:46.982	3:22.416	162.6	45:10.112	57 1. Robert FRANCIS ALLARD J2 1951 TSR6A							
51 1. Richard GANE JOWETT Jupiter 1953 TSR3								1								1	5:59.855	1:01.483	2:13.959	2:44.413	164.3	5:59.855
1								1	6:46.191	1:16.255	2:31.644	2:58.292	147.8	6:46.191	2	1	5:56.348	57.345	2:19.032	2:39.971	157.0	11:56.203
2								1	6:15.724	58.613	2:26.606	2:50.505	157.7	13:01.915	3	1	5:40.550	54.895	2:08.228	2:37.427	177.9	17:36.753
3								1	9:48.149 B	59.639	2:28.606	6:19.904	158.3	22:50.064	4	1	5:51.598 B	56.294	2:08.386	2:46.918	170.5	23:28.351
52 1. Sylvain ASCENSION PANHARD Dyna X84 1949 T1A								5								1	7:41.210	2:56.461	2:07.147	2:37.602	190.7	31:09.561
1								1	11:23.796	2:43.105	4:10.851	4:29.840	71.3	11:23.796	6	1	5:33.142	52.904	2:02.585	2:37.653	198.7	36:42.703
2								1	9:57.974	1:32.311	3:56.757	4:28.906	97.5	21:21.770	7	1	8:34.185 B	59.370	3:22.663	4:12.152	115.3	45:16.888
3								1	9:57.848 B	1:32.263	3:54.965	4:30.620	101.4	31:19.618	58 1. Eric BERARD CALLISTA D 120 Ranelagh 1951 TSR1A							
4								1	11:28.777	3:08.656	3:55.040	4:25.081	101.3	42:48.395	1	1	8:22.764	1:51.549	3:02.670	3:28.545	132.9	8:22.764
53 1. Erik STAES LOTUS XI 1500 1955 TSR3A								2								1	7:34.697	1:10.353	2:56.815	3:27.529	141.9	15:57.461
1								1	5:51.249	1:01.957				5:51.249	3	1	7:37.604 B	1:10.495	2:56.269	3:30.840	140.8	23:35.065
2								1	6:00.580	58.098				11:51.829	4	1	9:06.577	2:41.703	2:56.613	3:28.261	141.7	32:41.642
3								1	5:47.605 B	55.284				17:39.434	5	1	7:32.495	1:12.888	2:55.906	3:23.701	144.5	40:14.137
54 1. Read GOMM JAGUAR XK 140 FHC 1955 GTS7								6								1	7:28.390	1:11.962	2:53.047	3:23.381	142.8	47:42.527
1								1	6:08.708	1:06.457	2:15.117	2:47.134	167.1	6:08.708	59 1. Jean-Yves GRANDIDIER ASTON MARTIN DB2/4 1954 GTS2							
2								1	5:56.609	57.795	2:14.968	2:43.846	155.9	12:05.317	1	1	6:18.872	1:11.188	2:19.317	2:48.367	162.6	6:18.872
3								1	5:56.279	57.587	2:15.168	2:43.524	173.4	18:01.596	2	1	6:06.076	58.137	2:18.976	2:48.963	155.6	12:24.948
4								1	6:15.740 B	57.523	2:17.165	3:01.052	175.4	24:17.336	3	1	6:02.880	57.756	2:16.838	2:48.286	166.0	18:27.828
5								1	8:11.629	2:57.982	2:20.050	2:53.597	167.1	32:28.965	4	1	6:10.241 B	58.397	2:15.735	2:56.109	173.4	24:38.069
6								1	6:00.574	57.055	2:15.809	2:47.710	172.3	38:29.539	5	1	7:29.490	2:26.143	2:18.145	2:45.202	165.3	32:07.559
7								1	6:01.579	57.549	2:15.117	2:48.913	180.9	44:31.118	6	1	6:32.510	59.850	2:32.347	3:00.313	150.3	38:40.069
55 1. Stephan KOENIG AC ACE Bristol 1957 GTS6								1								1	7:11.501	1:37.216	2:29.236	3:05.049	162.3	7:11.501
1								1	6:41.165	1:04.677	2:26.986	3:09.502	151.1	13:52.666	2	1	6:43.078 B	1:03.142	2:27.536	3:12.400	146.7	20:35.744
2								1	6:01.579	57.549	2:15.117	2:48.913	180.9	44:31.118	3	1	8:08.541	2:36.419	2:30.465	3:01.657	143.6	28:44.285
3								1	6:01.579	57.549	2:15.117	2:48.913	180.9	44:31.118	4	1	6:33.337	1:01.906	2:27.874	3:03.557	158.3	35:17.622
4								1	6:01.579	57.549	2:15.117	2:48.913	180.9	44:31.118	5	1	6:33.337	1:01.906	2:27.874	3:03.557	158.3	35:17.622





6-7-8 | 20
JUILLET | 18



PLATEAU 2 - GRID 2
LE MANS CLASSIC 2018
RACE 1

Sector Analysis

Personal Best Session Best B Crossing the finish line in pit lane

Table with 12 columns: Lap, D, Time, Sector 1, Sector 2, Sector 3, T. Spd, Elapsed. Rows for laps 6 and 7.

Driver 61: PORSCHE 356 Pre A 1952 GTS1. 1. Xavier DOCHEZ, 2. Raynald DALLA-MUTTA. Lap times and sector data.

Driver 68: COOPER T39 1955 TSRC3A. 1. John CLARK. Lap times and sector data.

Driver 62: FRAZER NASH Targa Florio 1952 TSRC4A. 1. David GRAUS, 2. Ivan VERCOUTERE, 3. Martin STRETTON, 4. Diogo FERRAO. Lap times and sector data.

Driver 69: AUSTIN HEALEY 100 M 1956 GTS2. 1. Bruno SCHOCH. Lap times and sector data.

Driver 63: COOPER T39 1955 TSRC3A. 1. Harold HERREMAN DE ME, 2. Arnold HERREMAN. Lap times and sector data.

Driver 70: OSCA S 1500 TN 1957 TSRC3A. 1. Antoine BLASCO, 2. Jean Jacques PEYRAUD, 3. Gilles AGAUD. Lap times and sector data.

Driver 64: LOTUS Mark IX 1955 TSRC2A. 1. Bernd LANGEWIESCHE, 2. Marco WERNER. Lap times and sector data.

Driver 71: TRIUMPH TR2 1955 GTS6. 1. Thierry NOYER, 2. Sebastien DIERICK. Lap times and sector data.

Driver 66: DKW Monza 1956 TSRC2A. 1. Friedhelm TANG, 2. Frank RICHTER. Lap times and sector data.

Driver 72: PORSCHE 356 Speedster 1956 TSRC4A. 1. Heiko OSTMANN. Lap times and sector data.

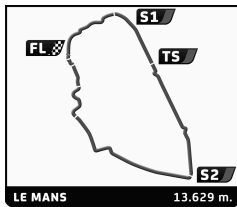
Driver 67: LOTUS XI 1500 1956 TSRC3A. 1. Otto REEDTZ-THOTT, 2. Joachim PRINCE OF DENMARK, 3. Jacob V. HOLSTEIN, 4. Michael HOLDEN. Lap times and sector data.

Driver 73: PORSCHE 550 Spyder 1955 TSRC3A. 1. Gilles BOYER, 2. Régis MATHIEU. Lap times and sector data.





6-7-8 | 20 JUILLET | 18



PLATEAU 2 - GRID 2 LE MANS CLASSIC 2018 RACE 1

Sector Analysis

■ Personal Best ■ Session Best B Crossing the finish line in pit lane

Lap	D	Time	Sector 1	Sector 2	Sector 3	T. Spd	Elapsed	Lap	D	Time	Sector 1	Sector 2	Sector 3	T. Spd	Elapsed
1	1	8:19.801	2:02.040	2:53.151	3:24.610	134.1	8:19.801								
2	1	7:24.086 B	1:10.632	2:42.365	3:31.089	133.2	15:43.887								
3	1	8:28.196	2:41.643	2:36.077	3:10.476	150.5	24:12.083								
4	1	6:40.199	1:05.543	2:30.601	3:04.055	159.7	30:52.282								
5	1	6:39.001	1:05.311	2:30.611	3:03.079	162.1	37:31.283								
6	1	6:39.283	1:04.029	2:31.243	3:04.011	170.7	44:10.566								

74		MASERATI A6 GCS Barchetta 1954													
1.Martin H. SUCARI		TSRC4A													
2.Adrian SUCARI															
1	1	6:35.920	1:17.365	2:24.448	2:54.107	154.8	6:35.920								
2	1	6:15.117	59.410	2:22.652	2:53.055	165.5	12:51.037								
3	1	6:17.902	58.707	2:27.098	2:52.097	172.9	19:08.939								
4	1	6:23.013 B	59.333	2:19.985	3:03.695	174.0	25:31.952								
5	1	8:50.422	3:09.817	2:30.815	3:09.790	162.6	34:22.374								
6	1	6:18.413	1:03.133	2:20.198	2:55.082	165.8	40:40.787								
7	1	6:18.202	1:00.949	2:23.239	2:54.014	148.9	46:58.989								

75		MERCEDES BENZ 300 SL 1955													
1.Erich OELSCHLAGEL		GTS7													
2.Georg OELSCHLAGEL															
1	1	5:45.183	1:00.482	2:06.378	2:38.323	190.3	5:45.183								
2	1	6:05.999	59.907	2:27.101	2:38.991	161.6	11:51.182								
3	1	5:43.336 B	55.067	2:04.458	2:43.811	192.0	17:34.518								
4	1	7:33.489	2:25.753	2:15.137	2:52.599	187.4	25:08.007								
5	1	6:14.869 B	59.091	2:18.266	2:57.512	176.5	31:22.876								
6	1	8:00.556	2:25.908	2:08.399	3:26.249	199.7	39:23.432								
7	1	6:02.431	1:03.006	2:12.030	2:47.395	151.1	45:25.863								

76		MERCEDES BENZ 300 SL 1955													
1.Guido HAARMANN		GTS7													
2.Bernardo HARTOGS															
1	1	5:34.935	54.226	2:05.920	2:34.789	202.0	5:34.935								
2	1	5:51.619	54.051	2:23.513	2:34.055	191.3	11:26.554								
3	1	5:32.429	53.425	2:04.162	2:34.842	205.8	16:58.983								
4	1	5:50.965 B	54.568	2:06.528	2:49.869	182.7	22:49.948								
5	1	7:32.788	2:29.633	2:14.201	2:48.954	176.2	30:22.736								
6	1	5:58.247	58.966	2:12.158	2:47.123	180.0	36:20.983								
7	1	6:00.910	59.477	2:11.301	2:50.132	167.6	42:21.893								
8	1	5:54.911	58.800	2:10.577	2:45.534	169.7	48:16.804								

