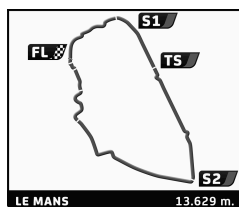




6-7-8 | 20 JUILLET | 18



PLATEAU 2 - GRID 2 LE MANS CLASSIC 2018 QUALIFYING

Sector Analysis

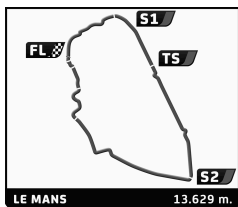
Personal Best Session Best B Crossing the finish line in pit lane

Lap D	Time	Sector 1	Sector 2	Sector 3	T. Spd	Elapsed	Lap D	Time	Sector 1	Sector 2	Sector 3	T. Spd	Elapsed
1							ASTON MARTIN DB2 1950						
1. Laurent DESPLACES							MASERATI A6 GCS Barchetta 1954						
2. Jean-Luc BOIS							TSRC4A						
1	7:11.826	1:14.190	2:42.031	3:15.605	133.4	12:07.971	1	7:36.289	1:13.683	2:51.759	3:30.847	130.9	10:23.590
2	6:37.343	1:16.636	2:24.620	2:56.087	185.2	18:45.314	2	7:28.411 B	1:10.532	2:47.291	3:30.588	132.4	17:52.001
3	6:15.543	1:02.682	2:19.849	2:53.012	177.4	25:00.857	3	10:54.561 B	3:53.304	3:08.616	3:52.641	116.2	28:46.562
4	6:28.285 B	59.063	2:21.163	3:08.059	168.4	31:29.142	7						
5	9:23.639	3:52.831	2:25.871	3:04.937	162.3	40:52.781	1. Sébastien BERCHON						
6	6:44.200	1:01.985	2:44.992	2:57.223	140.1	47:36.981	AUSTIN HEALEY 100/4 1956						
7	6:26.599	1:00.956	2:24.414	3:01.229	156.3	54:03.580	GTS7						
2							FIAT 8V Zagato 1953						
1. Nicolas TRABER							GTS6						
2. Bruce TRENERY													
1	6:33.090	1:06.348	2:28.898	2:57.844	145.5	7:56.048	1	5:58.451	59.740	2:16.920	2:41.791	180.3	7:27.407
2	6:24.749	1:01.262	2:27.226	2:56.261	145.7	14:20.797	2	6:01.432	54.568	2:18.448	2:48.416	181.2	13:28.839
3	6:21.006	1:01.158	2:24.754	2:55.094	151.1	20:41.803	3	5:52.674	56.467	2:14.884	2:41.323	168.6	19:21.513
4	6:46.163 B	1:03.032	2:32.151	3:10.980	144.3	27:27.966	4	5:48.115	55.528	2:14.036	2:38.551	179.7	25:09.628
5	9:43.533	4:16.303	2:28.321	2:58.909	147.4	37:11.499	5	5:44.538	53.393	2:12.957	2:38.188	197.6	30:54.166
6	6:14.284	1:01.082	2:18.901	2:54.301	181.8	43:25.783	6	5:46.371	53.876	2:13.276	2:39.219	179.7	36:40.537
7	6:12.256	1:00.294	2:18.122	2:53.840	181.2	49:38.039	7	5:59.540 B	53.628	2:13.921	2:51.991	185.2	42:40.077
8	6:13.085	1:02.084	2:18.544	2:52.457	186.1	55:51.124	8	7:59.187	2:51.670	2:23.517	2:44.000	162.8	50:39.264
3							JAGUAR Type D 1955						
1. Clive JOY							TSRC6A						
2. Norman NATO							3. Patrick SIMON						
1	5:23.759	56.646	1:59.460	2:27.653	197.6	6:39.212	1	5:55.830	57.847	2:13.544	2:44.439	202.3	7:09.161
2	5:53.120 B	49.698	1:56.595	3:06.827	203.1	12:32.332	2	5:59.700	56.490	2:13.257	2:49.953	192.0	13:08.861
3	12:01.831	6:55.360	2:17.685	2:48.786	165.8	24:34.163	3	6:46.810 B	1:01.193	2:13.665	3:31.952	187.1	19:55.671
4	5:54.356	57.441	2:11.145	2:45.770	187.7	30:28.519	4	8:33.028	3:32.096	2:16.668	2:44.264	192.4	28:28.699
5	5:55.443	58.752	2:11.014	2:45.677	170.7	36:23.962	5	5:58.158	58.413	2:16.007	2:43.738	170.2	34:26.857
6	6:13.043 B	57.975	2:13.864	3:01.204	176.2	42:37.005	6	6:00.747	59.554	2:15.630	2:45.563	177.7	40:27.604
4							AUSTIN HEALEY 100/4 1956						
1. Serge KRINKNOFF							GTS2						
2. Philippe LANTEINIER													
1	5:59.215	1:05.832	2:17.093	2:36.290	162.8	7:18.400	1	8:09.818	1:43.913	2:55.990	3:29.915	126.5	12:25.595
2	5:25.872	50.811	2:03.818	2:31.243	195.5	12:44.272	2	7:39.983	1:30.067	2:45.983	3:23.933	147.3	20:05.578
3	6:04.249	1:19.219	2:10.697	2:34.333	191.7	18:48.521	3	7:05.441	1:08.090	2:40.773	3:16.578	134.1	27:11.019
4	5:21.386	52.099	2:01.865	2:27.422	190.3	24:09.907	4	7:12.625 B	1:06.615	2:34.925	3:31.085	147.1	34:23.644
5	5:17.142	49.786	2:00.547	2:26.809	209.7	29:27.049	5	8:05.544	2:29.320	2:31.140	3:05.084	164.1	42:29.188
6	6:22.657 B	51.591	2:21.506	3:09.560	174.0	35:49.706	6	6:38.731	1:03.661	2:29.607	3:05.463	171.0	49:07.919
7	7:20.218	2:22.359	2:16.299	2:41.560	171.3	43:09.924	7	6:28.577	1:01.472	2:27.637	2:59.468	147.1	55:36.496
8	5:31.443	50.244	2:00.182	2:41.017	213.0	48:41.367	10						
9	6:48.081 B	49.709	2:10.239	3:48.133	212.2	55:29.448	AUSTIN HEALEY 100 M 1955						
5							GTS2						
1. Josef RETTENMAIER							3. Raphael HINDERCKX						
2. Vincent JANSSENS													
1	6:25.939	1:10.031	2:21.003	2:54.905	186.1	9:04.856	1	6:28.583 B	1:04.244	2:22.769	3:01.570	167.8	7:41.258
2	5:47.249	57.522	2:05.133	2:44.594	197.6	14:52.105	2	8:10.849	2:43.462	2:30.150	2:57.237	150.7	15:52.107
3	5:45.448 B	56.667	2:04.118	2:44.663	168.1	20:37.553	3	6:16.406 B	58.877	2:21.150	2:56.379	162.6	22:08.513
4	7:13.242	2:37.769	2:00.091	2:35.382	191.7	27:50.795	4	7:32.469	2:34.016	2:16.247	2:42.206	184.9	29:40.982
5	5:27.369	54.618	1:59.816	2:32.935	182.4	33:18.164	5	5:49.583	54.478	2:12.794	2:42.311	202.3	35:30.565
6	5:29.444	54.730	2:00.469	2:34.245	174.3	38:47.608	6	5:48.011	54.608	2:14.275	2:39.128	202.3	41:18.576
7	5:27.246	52.788	2:04.494	2:29.964	171.3	44:14.854	7	6:06.830	53.695	2:22.802	2:50.333	203.8	47:25.406
8	5:44.197	53.519	2:01.700	2:48.978	160.9	49:59.051	8	6:28.678	1:01.232	2:29.390	2:58.056	157.9	53:54.084
9	5:26.686	53.123	2:03.444	2:30.119	170.2	55:25.737	11						
6							JAGUAR Type C 1952						
1. Stephan RETTENMAIER							TSRC6A						
2. Jean-Luc BOIS													
1	6:23.971	1:07.421	2:20.718	2:55.832	180.3	9:06.573	1	6:16.101	1:02.017	2:16.426	2:57.658	172.9	15:22.674
2	6:16.101	1:02.017	2:16.426	2:57.658	172.9	15:22.674	2	6:05.998	1:01.747	2:15.102	2:49.149	189.4	21:28.672
3	6:05.998	1:01.747	2:15.102	2:49.149	189.4	21:28.672	3	6:14.265	1:05.628	2:16.945	2:51.692	186.8	27:42.937
4	6:14.265	1:05.628	2:16.945	2:51.692	186.8	27:42.937							





6-7-8 | 20
JUILLET | 18



PLATEAU 2 - GRID 2 LE MANS CLASSIC 2018 QUALIFYING

Sector Analysis

Personal Best Session Best B Crossing the finish line in pit lane

Lap	D	Time	Sector 1	Sector 2	Sector 3	T. Spd	Elapsed	Lap	D	Time	Sector 1	Sector 2	Sector 3	T. Spd	Elapsed
5	1	5:59.017	58.647	2:13.340	2:47.030	181.8	33:41.954	7	1	6:58.500	1:04.705	2:39.052	3:14.743	142.6	55:45.227
6	1	5:59.504	57.191	2:12.737	2:49.576	177.4	39:41.458								
7	1	5:58.216	58.112	2:11.918	2:48.186	197.6	45:39.674								
8	1	6:00.012			2:50.032	171.0	51:39.686								

		DEUTSCH-BONNET HBRS 1956					GT3B	
12		1. Jean-Marc HUYGHUES D3. Guillaume de BEAUFORT					2. Philippe BOUTEVIN 4. Jean-Louis LAUREAU	
1	1	7:49.512	B	1:31.339	2:48.725	3:29.448	149.7	11:40.412
2	1	9:28.514		3:17.162	2:50.976	3:20.376	152.4	21:08.926
3	1	7:13.185		1:08.396	2:45.476	3:19.313	157.0	28:22.111
4	1	7:26.079	B	1:05.359	2:44.377	3:36.343	161.4	35:48.190

		KIEFT Climax 1100 1954					TSRC2A	
14		1. Albert OTTEN					2. Diethelm HORBACH	
1	1	7:35.485		1:31.325	2:44.215	3:19.945	145.9	19:11.265
2	1	7:18.879	B	1:07.535	2:40.137	3:31.207	143.8	26:30.144

		FRAZER NASH Le Mans Replica 1950					TSRC4A	
15		1. Didier MARTY					2. Michel CAZALOT	
1	1	7:25.923		1:16.719	2:56.956	3:12.248	119.3	10:39.765
2	1	6:45.366		1:07.226	2:33.582	3:04.558	136.4	17:25.131
3	1	6:33.680		1:03.230	2:30.707	2:59.743	142.8	23:58.811
4	1	6:43.543	B	1:00.183	2:27.755	3:15.605	148.0	30:42.354
5	1	8:23.940		2:52.831	3:30.072	3:01.037	182.7	39:06.294
6	1	6:20.812		1:00.296	2:25.928	2:54.588	184.9	45:27.106
7	1	6:55.344	B	1:01.010	2:29.840	3:24.494	164.1	52:22.450

		MASERATI 250 S 1957					TSRC5B	
16		1. Richard WILSON					2. Martin STRETTON	
1	1	7:31.567		1:46.958	2:34.426	3:10.183	137.3	10:22.032
2	1	6:09.020		1:05.285	2:14.409	2:49.326	166.0	16:31.052
3	1	6:00.230		1:01.543	2:09.591	2:49.096	178.5	22:31.282
4	1	5:48.576		57.262	2:07.072	2:44.242	172.1	28:19.858
5	1	5:43.079		55.731	2:05.488	2:41.860	184.9	34:02.937
6	1	5:57.684	B	54.508	2:05.197	2:57.979	190.0	40:00.621
7	1	6:49.234		2:00.704	2:21.949	2:26.581	134.6	46:49.855
8	1	5:08.771		49.424	1:57.404	2:21.943	209.3	51:58.626

		JAGUAR Type C 1952					TSRC6A	
18		1. Nigel WEBB						
1	1	6:16.658		1:06.614	2:17.997	2:52.047	170.7	9:28.079
2	1	5:55.617		1:03.615	2:10.592	2:41.410	175.9	15:23.696
3	1	5:50.250		57.179	2:09.799	2:43.272	179.7	21:13.946
4	1	5:46.516		57.925	2:06.402	2:42.189	178.5	27:00.462
5	1	5:44.846		55.841	2:09.536	2:39.469	193.7	32:45.308
6	1	6:00.449	B	55.579	2:07.355	2:57.515	205.8	38:45.757

		TRIUMPH TR2 1954					GTS1	
19		1. Geoffroy de LACRETTELLE 3. Quentin de TORSIAC					2. Louis BEHR	
1	1	7:18.779		1:12.023	2:44.288	3:22.468	133.1	9:03.146
2	1	7:20.564	B	1:10.709	2:45.171	3:24.684	151.3	16:23.710
3	1	9:26.629		3:25.119	2:48.204	3:13.306	143.2	25:50.339
4	1	6:56.851	B	1:04.494	2:33.572	3:18.785	133.9	32:47.190
5	1	8:53.814		2:56.083	2:42.660	3:15.071	127.6	41:41.004
6	1	7:05.723		1:04.962	2:40.201	3:20.560	145.5	48:46.727

		Porsche 356 Pre A 1954					GTS1	
20		1. Sam TORDOFF					2. Richard WOOLMER	
1	1	6:02.583		59.276	2:17.815	2:45.492	178.5	8:51.923
2	1	5:57.549		56.082	2:16.182	2:45.285	168.1	14:49.472
3	1	5:48.794		55.118	2:13.426	2:40.250	169.7	20:38.266
4	1	5:57.042	B	55.601	2:13.369	2:48.072	166.8	26:35.308
5	1	8:04.120		2:59.455	2:17.010	2:47.655	161.2	34:39.428
6	1	6:00.358		58.182	2:15.617	2:46.559	185.2	40:39.786
7	1	6:08.537		55.717	2:28.964	2:43.856	161.2	46:48.323
8	1	5:50.765		55.370	2:15.071	2:40.324	164.3	52:39.088

		JAGUAR Type D 1955					TSRC6A	
21		1. Carlos MONTEVERDE 3. Andrew SMITH					2. Gary PEARSON	
1	1	5:19.636		55.339	2:00.069	2:24.228	198.3	6:30.880
2	1	5:32.928	B	49.162	1:58.800	2:44.966	203.5	12:03.808
3	1	7:52.232		3:24.325	1:57.686	2:30.221	219.0	19:56.040
4	1	5:14.565		50.334	1:56.950	2:27.281	205.4	25:10.605
5	1	5:09.612		50.570	1:55.497	2:23.545	203.8	30:20.217
6	1	5:36.457	B	51.068	1:58.958	2:46.431	222.1	35:56.674
7	1	6:47.704		2:22.408	2:01.168	2:24.128	204.6	42:44.378
8	1	5:17.244		48.850	1:54.821	2:33.573	212.6	48:01.622
9	1	5:04.654		48.948	1:54.881	2:20.825	201.2	53:06.276

		KIEFT Climax 1100 1954					TSRC2A	
22		1. Craig MCWILLIAM					2. Michael HIBBERD	
1	1	7:36.311		1:17.631	2:53.524	3:25.156	121.0	12:27.836
2	1	7:30.856		1:25.160	2:45.349	3:20.347	166.8	19:58.692
3	1	6:59.098		1:05.805	2:37.827	3:15.466	151.1	26:57.790
4	1	7:13.879	B	1:07.098	2:36.181	3:30.600	157.9	34:11.669
5	1	8:53.321		3:21.338	2:31.157	3:00.826	164.1	43:04.990
6	1	6:35.317		1:00.593	2:29.470	3:05.254	157.2	49:40.307
7	1	6:30.190		1:02.539	2:26.862	3:00.789	170.2	56:10.497

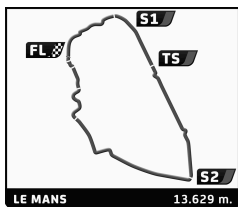
		DEUTSCH-BONNET HBR 1954					TSRC1A	
23		1. Michel BLANCHARD					2. Karine BLANCHARD	
1	1	9:23.419	B	1:26.298	3:27.924	4:29.197	129.9	14:22.818
2	1	10:43.099		4:18.415	2:54.565	3:30.119	143.8	25:05.917
3	1	7:29.661		1:10.983	2:54.062	3:24.616	145.5	32:35.578
4	1	7:45.479	B	1:11.441	2:54.867	3:39.171	141.5	40:21.057
5	1	8:40.451		2:20.507	2:51.352	3:28.592	143.8	49:01.508
6	1	7:39.137		1:13.334	2:55.063	3:30.740	145.9	56:40.645

		LOTUS XI 1500 1957					TSRC3A	
24		1. Sandy WATSON					2. Andrew KIRKALDY	
1	1	6:14.999		1:03.359	2:18.667	2:52.973	170.2	9:16.031
2	1	6:00.941		58.436	2:16.930	2:45.575	186.1	15:16.972
3	1	5:58.460		57.511	2:15.647	2:45.302	150.7	21:15.432
4	1	6:09.767	B	57.444	2:16.498	2:55.825	177.7	27:25.199
5	1	9:24.564		4:41.672	2:10.027	2:32.865	153.9	36:49.763

		JAGUAR Type D 1956					TSRC6A	
25		1. Steve BROOKS					2. Andrew SMITH	
1	1	6:16.202		1:18.785	2:15.880	2:41.537	165.3	8:18.085



6-7-8 | 20 JUILLET | 18



PLATEAU 2 - GRID 2 LE MANS CLASSIC 2018 QUALIFYING

Sector Analysis

Personal Best Session Best B Crossing the finish line in pit lane

Lap	D	Time	Sector 1	Sector 2	Sector 3	T. Spd	Elapsed	Lap	D	Time	Sector 1	Sector 2	Sector 3	T. Spd	Elapsed
2	1	5:13.755	51.037	1:56.437	2:26.281	189.7	13:31.840	5	1	6:20.718	58.985	2:20.992	3:00.741	180.3	31:55.972
3	1	5:12.836	50.835	1:55.242	2:26.759	221.6	18:44.676	6	1	8:27.410	3:23.491	2:18.037	2:45.882	186.1	40:23.382
4	1	5:09.885	51.049	1:54.435	2:24.401	210.5	23:54.561	7	1	5:56.548	57.075	2:15.393	2:44.080	177.4	46:19.930
5	1	5:31.175	49.908	1:54.606	2:46.661	202.0	29:25.736	8	1	6:05.807	1:00.442	2:19.122	2:46.243	173.2	52:25.737
6	1	7:18.530	2:46.649	1:58.289	2:33.592	177.1	36:44.266								
7	1	5:05.996	49.418	1:53.939	2:22.639	219.0	41:50.262								
8	1	5:07.072	49.286	1:54.212	2:23.574	208.5	46:57.334								
9	1	5:05.061	48.084	1:54.581	2:22.396	205.0	52:02.395								

26		1. Alain RÜEDE CUNNINGHAM C4R 1953 TSRC6A														
1	1	6:55.854	1:29.902	2:29.340	2:56.612	132.3	10:49.343									
2	1	6:13.679	1:02.740	2:15.606	2:55.333	158.3	17:03.022									
3	1	7:48.925	2:47.946	2:12.071	2:48.908	152.6	24:51.947									
4	1	5:57.538	56.202	2:17.102	2:44.234	160.7	30:49.485									
5	1	6:00.505	55.945	2:16.168	2:48.392	152.6	36:49.990									
6	1	6:11.506	56.913	2:19.560	2:55.033	134.6	43:01.496									

27		1. Mark RICHARDSON 2. Julian MAYNARD AC ACE Bristol 1954 GTP1														
1	1	6:32.573	1:07.845	2:28.609	2:56.119	168.6	9:21.111									
2	1	6:15.131	1:00.859	2:24.580	2:49.692	172.1	15:36.242									
3	1	6:07.302	57.101	2:20.789	2:49.412	175.7	21:43.544									
4	1	6:12.680	58.214	2:19.397	2:55.069	184.9	27:56.224									
5	1	9:10.687	3:02.902	2:47.606	3:20.179	156.5	37:06.911									
6	1	6:54.770	1:08.014	2:35.363	3:11.393	179.4	44:01.681									
7	1	6:59.169	1:08.175	2:39.392	3:11.602	133.6	51:00.850									

28		1. David STANLEY 2. Ralf EMMERLING FRAZER NASH Mille Miglia 1951 TSRC4A														
1	1	7:16.049	1:15.876	2:47.046	3:13.127	116.6	10:22.865									
2	1	7:09.993	1:08.059	2:34.063	3:27.871	140.1	17:32.858									
3	1	7:57.473	2:42.668	2:20.809	2:53.996	156.5	25:30.331									
4	1	6:06.040	57.885	2:17.016	2:51.139	164.5	31:36.371									
5	1	6:00.230	56.683	2:16.913	2:46.634	175.1	37:36.601									
6	1	6:01.854	58.661	2:17.002	2:46.191	157.9	43:38.455									
7	1	6:00.264	57.307	2:13.105	2:49.852	182.4	49:38.719									

29		1. Robi BERNBERG 2. Paul UGO COOPER T39 1955 TSRC3A														
1	1	6:07.710	59.247	2:22.127	2:46.336	179.7	8:53.640									
2	1	5:52.101	54.885	2:14.723	2:42.493	182.7	14:45.741									
3	1	5:50.185	55.641	2:13.160	2:41.384	180.9	20:35.926									
4	1	6:06.804	54.874	2:18.589	2:53.341	155.9	26:42.730									
5	1	7:27.908	2:28.516	2:16.038	2:43.354	169.9	34:10.638									
6	1	5:51.978	55.070	2:14.032	2:42.876	179.1	40:02.616									
7	1	5:47.485	58.196	2:12.421	2:36.868	175.4	45:50.101									
8	1	5:44.109	53.590	2:12.847	2:37.672	184.2	51:34.210									

30		1. Jean-François PENILLARD 2. Gilles MOREL PORSCHE 356 Pre A 1954 GTS1														
1	1	6:11.275	1:03.252	2:21.665	2:46.358	169.9	7:24.113									
2	1	6:04.411	57.425	2:18.263	2:48.723	183.6	13:28.524									
3	1	6:04.485	59.678	2:16.483	2:48.324	185.5	19:33.009									
4	1	6:02.245	57.691	2:17.721	2:46.833	162.3	25:35.254									

31		1. Andy DEE CROWNE 2. Samuel THOMAS MG A 1955 GTS5														
1	1	7:52.376	1:13.122	3:02.571	3:36.683	120.5	17:28.366									
2	1	7:32.874	1:10.980	2:54.182	3:27.712	128.5	25:01.240									
3	1	7:41.545	1:10.312	2:54.598	3:36.635	141.2	32:42.785									
4	1	8:22.331	2:37.124	2:36.708	3:08.499	139.5	41:05.116									
5	1	6:38.669	1:03.439	2:37.613	2:57.617	154.3	47:43.785									
6	1	6:44.033	1:01.038	2:32.522	3:10.473	152.0	54:27.818									

32		1. Guy Fabrice MESTROT 2. José DA ROCHA TRIUMPH TR2 1954 GTS1														
1	1	6:16.339	1:04.037	2:20.923	2:51.379	153.9	9:19.654									
2	1	6:13.948	1:01.534	2:22.608	2:49.806	168.4	15:33.602									
3	1	6:08.255	59.105	2:20.735	2:48.415	151.1	21:41.857									
4	1	6:06.793	56.658	2:18.407	2:51.728	167.1	27:48.650									
5	1	6:26.454	58.284	2:27.183	3:00.987	162.3	34:15.104									
6	1	7:52.164	2:39.749	2:23.864	2:48.551	154.8	42:07.268									
7	1	5:56.188	55.902	2:17.595	2:42.691	151.3	48:03.456									
8	1	5:59.475	54.541	2:16.431	2:48.503	169.7	54:02.931									

33		1. Stéphane GUYOT-SIONN AUSTIN HEALEY 100 S 1954 GTS2														
1	1	6:38.172	1:10.641	2:27.873	2:59.658	162.1	8:21.768									
2	1	6:27.629	59.514	2:26.548	3:01.567	185.5	14:49.397									
3	1	6:06.211	58.809	2:16.902	2:50.500	186.5	20:55.608									
4	1	6:09.151	58.785	2:18.400	2:51.966	188.1	27:04.759									
5	1	5:59.212	58.051	2:13.189	2:47.972	197.6	33:03.971									
6	1	5:59.201	57.753	2:13.298	2:46.150	196.9	39:03.172									
7	1	5:56.639	57.626	2:12.463	2:48.550	202.0	44:59.811									
8	1	5:55.563	57.385	2:12.363	2:45.815	200.5	50:55.374									

34		1. Jukka HUHTA CADILLAC Series 61 1950 GTS														
1	1	8:38.207	1:45.086	3:11.742	3:41.379	113.3	12:41.390									
2	1	7:57.263	1:29.882	2:58.759	3:28.622	120.0	20:38.653									
3	1	7:25.150	1:09.374	2:51.903	3:23.873	133.9	28:03.803									
4	1	7:42.487	1:08.551	2:56.576	3:37.360	129.5	35:46.290									
5	1	11:24.680	4:45.305	2:59.894	3:39.481	124.2	47:10.970									

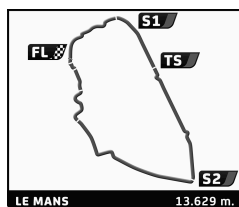
35		1. Gabriel BALTHAZARD PORSCHE 356 Pre A 1952 GTS1														
1	1	6:50.025	1:18.542	2:30.766	3:00.717	160.4	12:06.217									
2	1	6:21.042	1:13.683	2:18.183	2:49.176	182.1	18:27.259									
3	1	6:10.697	56.617	2:16.211	2:57.869	158.6	24:37.956									

36		1. Yutaka YAMAMOTO 2. Yashiro KIMIHIRO 3. Hisashi KUNIE AUSTIN HEALEY 100 S 1954 GTS2														
1	1	7:16.570	1:14.743	2:42.691	3:19.136	137.4	10:19.215									
2	1	7:08.234	1:07.368	2:34.323	3:26.543	160.7	17:27.449									
3	1	9:24.548	3:42.406	2:33.677	3:08.465	171.5	26:51.997									





6-7-8 | 20
JUILLET | 18



PLATEAU 2 - GRID 2
LE MANS CLASSIC 2018
QUALIFYING

Sector Analysis

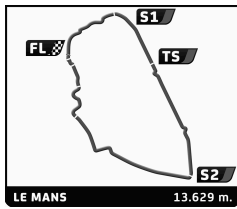
Personal Best Session Best B Crossing the finish line in pit lane

Table with columns: Lap, D, Time, Sector 1, Sector 2, Sector 3, T. Spd, Elapsed. Contains driver names, car models, and race numbers (37-48).





6-7-8 | 20
JUILLET | 18



PLATEAU 2 - GRID 2
LE MANS CLASSIC 2018
QUALIFYING

Sector Analysis

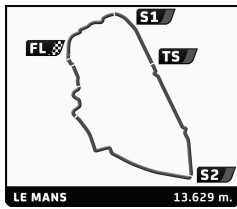
Personal Best Session Best B Crossing the finish line in pit lane

Table with columns: Lap, D, Time, Sector 1, Sector 2, Sector 3, T. Spd, Elapsed. Rows are grouped by driver number (50-60) and include car models and driver names.





6-7-8 | 20
JUILLET | 18



PLATEAU 2 - GRID 2
LE MANS CLASSIC 2018
QUALIFYING

Sector Analysis

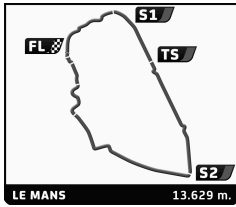
Personal Best Session Best B Crossing the finish line in pit lane

Table with columns: Lap, D, Time, Sector 1, Sector 2, Sector 3, T. Spd, Elapsed. Contains driver data for cars 61-76, including names, car models, and lap times.





**6-7-8 | 20
JUILLET | 18**



PLATEAU 2 - GRID 2
LE MANS CLASSIC 2018
QUALIFYING

Sector Analysis

■ Personal Best ■ Session Best B Crossing the finish line in pit lane

Lap	D	Time	Sector 1	Sector 2	Sector 3	T. Spd	Elapsed	Lap	D	Time	Sector 1	Sector 2	Sector 3	T. Spd	Elapsed
1	1	7:12.597	1:27.092	2:40.150	3:05.355	138.0	11:00.417								
2	1	6:30.785	1:14.608	2:19.441	2:56.736	168.1	17:31.202								
3	1	6:36.221 B	1:00.816	2:20.449	3:14.956	139.7	24:07.423								
4	1	8:04.941	3:05.264	2:12.044	2:47.633	191.3	32:12.364								
5	1	5:52.777	56.763	2:13.255	2:42.759	179.1	38:05.141								
6	1	5:52.814	1:01.742	2:10.100	2:40.972	192.0	43:57.955								
7	1	5:43.040	55.910	2:06.925	2:40.205	189.4	49:40.995								
8	1	5:52.286	1:04.448	2:07.259	2:40.579	198.7	55:33.281								

RICHARD MILLE

EFG

