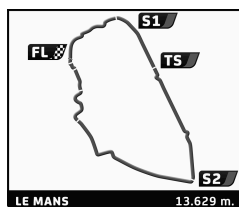




6-7-8 | 20
JUILLET | 18



PLATEAU 1 - GRID 1
LE MANS CLASSIC 2018
RACE 2

Sector Analysis

Personal Best Session Best B Crossing the finish line in pit lane

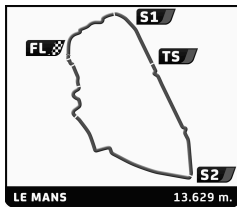
Table with columns: Lap D, Time, Sector 1, Sector 2, Sector 3, T. Spd, Elapsed. Rows are grouped by car number (1, 4, 5, 6, 7, 9, 10, 12, 14, 15, 16, 17) and include driver names and lap data.

RICHARD MILLE EFG





6-7-8 | 20
JUILLET | 18



PLATEAU 1 - GRID 1
LE MANS CLASSIC 2018
RACE 2

Sector Analysis

Personal Best Session Best B Crossing the finish line in pit lane

Table with columns: Lap, D, Time, Sector 1, Sector 2, Sector 3, T. Spd, Elapsed. Rows 6-7.

18 TALBOT 105 BGH 21 1934 OS8
1. Gareth BURNETT 3. Patrick BLAKENEY-EDWARD
2. William MEDCALF
Lap 1-7 data

27 ALVIS FWD 1928 OS2
1. Klaus-Peter MUTSCHLER
2. Mark HAYWARD
Lap 1-5 data

20 TALBOT 105 J93 1932 OS8
1. Gareth BURNETT
2. Michael BIRCH
Lap 1-7 data

28 RILEY TT Sprite 1935 OS6
1. Ian STANDING
Lap 1-7 data

21 BUGATTI Type 35 B 1928 OS3
1. Robert SPENCER
Lap 1-7 data

29 RILEY Brooklands 1928 OS1
1. Ralf EMMERLING
Lap 1-2 data

23 BUGATTI Type 35 1926 OS3
1. Hugues BAUDON
2. Louise BAUDON
Lap 1-5 data

30 DELAHAYE 135 S 1935 OS3
1. Arnaud GRAIGNIC
2. Philippe BRUNNER
Lap 1-6 data

24 RILEY MPH 1934 OS7
1. Laurent PHILIPPE 3. Lionel VILETTE
2. Yves-Henri MENEU
Lap 1-5 data

31 INVICTA S Type 1931 OS8
1. Trevor SWETE
Lap 1-5 data

26 DELAGE D6-70 S 1936 OS7
1. Paul-Emile BESSADE
2. Samuel BESSADE
Lap 1-4 data

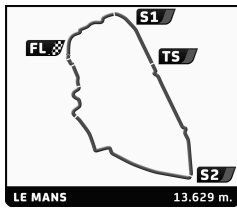
32 RILEY MPH 1933 OS7
1. Eric ALVERGNAT
2. Matthieu CHENUIL
Lap 1-3 data

33 ALFA ROMEO BC 2300 Monza 1932 OS7
1. Hugues BAUDON
2. Louise BAUDON
Lap 1-3 data





6-7-8 | 20
JUILLET | 18



PLATEAU 1 - GRID 1
LE MANS CLASSIC 2018
RACE 2

Sector Analysis

Personal Best Session Best B Crossing the finish line in pit lane

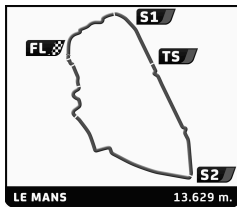
Table with columns: Lap, D, Time, Sector 1, Sector 2, Sector 3, T. Spd, Elapsed. Contains race data for drivers 34-50, including names, car models, and lap times.

RICHARD MILLE EFG





6-7-8 | 20
JUILLET | 18



PLATEAU 1 - GRID 1
LE MANS CLASSIC 2018
RACE 2

Sector Analysis

Personal Best Session Best B Crossing the finish line in pit lane

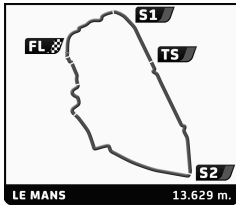
Table with columns: Lap, D, Time, Sector 1, Sector 2, Sector 3, T. Spd, Elapsed. Rows include driver names, car models, and lap times for drivers 53 through 67.

RICHARD MILLE EFG





6-7-8 | 20 JUILLET | 18



PLATEAU 1 - GRID 1 LE MANS CLASSIC 2018 RACE 2

Sector Analysis

■ Personal Best ■ Session Best B Crossing the finish line in pit lane

Lap	D	Time	Sector 1	Sector 2	Sector 3	T. Spd	Elapsed	Lap	D	Time	Sector 1	Sector 2	Sector 3	T. Spd	Elapsed
-----	---	------	----------	----------	----------	--------	---------	-----	---	------	----------	----------	----------	--------	---------

68 1. Robert LEWIS LAGONDA V12 Le Mans 1939 OS8

1	1	7:41.291	1:20.973	2:46.102	3:34.216	125.9	7:41.291
2	1	7:15.225	1:07.667	2:41.992	3:25.566	150.3	14:56.516
3	1	7:29.459 B	1:07.551	2:41.361	3:40.547	147.8	22:25.975
4	1	8:50.862	2:43.099	2:42.931	3:24.832	132.4	31:16.837
5	1	7:01.216	1:06.882	2:36.886	3:17.448	140.8	38:18.053
6	1	7:03.045	1:05.423	2:40.146	3:17.476	144.3	45:21.098

69 1. Thierry LAFONT BUGATTI Type 51 1931 OS7
2. Jean-Claude PENICAUD

1	1	8:05.314	1:35.010	2:59.636	3:30.668	119.8	8:05.314
2	1	7:38.233 B	1:10.846	2:51.350	3:36.037	136.1	15:43.547
3	1	9:25.589	3:12.596	2:41.390	3:31.603	144.3	25:09.136
4	1	7:19.120	1:09.060	2:44.299	3:25.761	131.3	32:28.256
5	1	7:04.206	1:07.689	2:36.578	3:19.939	145.5	39:32.462
6	1	7:22.037	1:11.774	2:43.205	3:27.058	137.3	46:54.499

70 1. Katarina KYVALOVA BENTLEY 4,5l Tourer 1928 OS4

1	1	8:00.025	1:31.761	2:57.864	3:30.400	133.1	8:00.025
2	1	7:32.665	1:12.192	2:54.048	3:26.425	125.2	15:32.690
3	1	7:28.566 B	1:10.598	2:48.812	3:29.156	139.7	23:01.256
4	1	8:58.252	2:44.073	2:50.993	3:23.186	154.3	31:59.508
5	1	7:21.399	1:10.884	2:48.926	3:21.589	148.7	39:20.907
6	1	7:33.508	1:20.194	2:49.634	3:23.680	139.4	46:54.415

74 1. Pierre MELLINGER ALFA ROMEO 6C 2300 B MM 1938 OS7
2. Tommaso GELMINI

1	1	8:24.318	1:38.220	3:03.846	3:42.252	129.1	8:24.318
2	1	8:07.514	1:15.544	3:02.476	3:49.494	124.2	16:31.832
3	1	8:22.164 B	1:17.701	3:05.470	3:58.993	116.0	24:53.996
4	1	9:37.567	3:12.367	2:54.678	3:30.522	138.8	34:31.563
5	1	7:31.619	1:09.663	2:53.076	3:28.880	125.7	42:03.182
6	1	7:33.142	1:09.220	2:57.138	3:26.784	117.6	49:36.324

