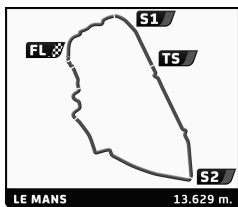




6-7-8 | 20 JUILLET | 18



PLATEAU 1 - GRID 1 LE MANS CLASSIC 2018 RACE 1

Sector Analysis

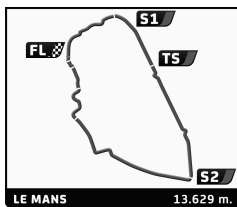
Personal Best Session Best B Crossing the finish line in pit lane

Lap	D	Time	Sector 1	Sector 2	Sector 3	T. Spd	Elapsed	Lap	D	Time	Sector 1	Sector 2	Sector 3	T. Spd	Elapsed	
1	BUGATTI Type 44 1929 OS3							5	1	7:25.862	1:09.495	2:53.278	3:23.089	124.9	38:50.927	
	1.Jean-Paul DETROYES							6	1	7:24.101	1:09.898	2:54.574	3:19.629	119.3	46:15.028	
	2.Jean-Marc HUYGHUES DI															
	1	1	7:39.935	1:32.115	2:45.850	3:21.970	155.6	7:39.935								
	2	1	7:17.358	1:08.456	2:49.991	3:18.911	129.0	14:57.293								
	3	1	7:35.088 B	1:08.778	2:47.958	3:38.352	150.1	22:32.381								
	4	1	9:10.119	2:55.069	2:49.559	3:25.491	135.4	31:42.500								
4	BMW 328 Roadster 1938 OS7															
	1.Peter MUELDER															
	2.Patrick SIMON															
	1	1	6:24.960	1:01.882	2:28.457	2:54.621	173.4	6:24.960								
	2	1	6:27.201	1:01.113	2:27.693	2:58.395	169.4	12:52.161								
	3	1	6:31.947 B	1:02.284	2:28.229	3:01.434	165.3	19:24.108								
	4	1	7:57.970	2:23.729	2:32.575	3:01.666	163.1	27:22.078								
5	ASTON MARTIN 2 Litres Speed 1937 OS7															
	1.Heinz STAMM															
	2.Peter DUBSKY															
	1	1	6:46.844	1:11.909	2:30.748	3:04.187	160.2	6:46.844								
	2	1	6:42.221	1:02.587	2:32.297	3:07.337	159.5	13:29.065								
	3	1	6:58.907 B	1:02.056	2:38.460	3:18.391	155.4	20:27.972								
	4	1	8:50.416	3:03.443	2:33.859	3:13.114	167.1	29:18.388								
6	BMW 328 Roadster 1939 OS7															
	1.Jean-Jacques BALLY															
	2.Bertrand LESEUR															
	1	1	6:16.507	56.919	2:25.010	2:54.578	181.8	6:16.507								
	2	1	6:20.765	1:00.766	2:26.466	2:53.533	178.2	12:37.272								
	3	1	6:16.938	59.094	2:25.521	2:52.323	177.4	18:54.210								
	4	1	6:26.239 B	59.266	2:25.687	3:01.286	166.6	25:20.449								
7	BENTLEY 3 Litre Tourer 1926 OS4															
	1.Hervé SARAZIN															
	1	1	8:22.633	1:40.916	3:06.868	3:34.849	115.5	8:22.633								
	2	1	8:03.443 B	1:12.026	3:10.449	3:40.968	121.0	16:26.076								
	3	1	9:52.441	3:15.576	3:03.853	3:33.012	121.9	26:18.517								
	4	1	7:52.169	1:11.595	3:05.512	3:35.062	121.8	34:10.686								
9	BUGATTI 35 B 1928 OS3															
	1.Stéphane DARRACQ															
	1	1	7:41.860	1:30.562	2:49.955	3:21.343	139.5	7:41.860								
	2	1	7:17.538	1:08.619	2:52.057	3:16.862	129.9	14:59.398								
	3	1	7:37.345 B	1:08.828	2:53.197	3:35.320	127.8	22:36.743								
	4	1	8:48.322	2:37.323	2:50.959	3:20.040	135.9	31:25.065								
10	ALFA ROMEO 8C 2300 Monza 1932 OS7															
	1.Nicolas D'ETEREN															
	2.Frédéric de VUYST															
	3.Laurent LALMAND															
	1	1	6:47.543	1:10.218	2:31.424	3:05.901	164.3	6:47.543								
	2	1	6:38.702	1:02.520	2:32.790	3:03.392	160.0	13:26.245								
	3	1	6:39.262	1:02.638	2:31.977	3:04.647	174.3	20:05.507								
12	ASTON MARTIN International 1931 OS6															
	1.Jean LAURENT-BELLUE															
	2.Claude SOUBISE															
	3.Fabien SARRAILH															
	1	1	8:14.073	1:44.769	2:58.341	3:30.963	125.4	8:14.073								
	2	1	7:46.191 B	1:11.453	2:59.366	3:35.372	125.0	16:00.264								
	3	1	9:36.435	2:56.132	3:09.525	3:30.778	114.9	25:36.699								
14	BMW 328 Roadster 1939 OS7															
	1.Albert OTTEN															
	2.Diethelm HORBACH															
	1	1	7:30.833	1:34.579	2:57.094	2:59.160	123.2	7:30.833								
	2	1	6:29.327	1:00.392	2:32.371	2:56.564	174.3	14:00.160								
	3	1	6:38.202 B	59.657	2:28.856	3:09.689	183.3	20:38.362								
15	BUGATTI Type 51 1931 OS7															
	1.Philippe CHAMPEROUX															
	1	1	7:57.978	1:42.232	2:53.362	3:22.384	133.2	7:57.978								
	2	1	7:29.003	1:09.072	2:53.004	3:26.927	130.9	15:26.981								
	3	1	7:56.937 B	1:10.913	3:02.755	3:43.269	129.8	23:23.918								
16	ALFA ROMEO 8C 2300 Zagato 1932 OS7															
	1.Martin HALUSA															
	2.Nicola G. VON DOGNHC															
	1	1	6:22.071	58.647	2:25.079	2:58.345	169.9	6:22.071								
	2	1	6:23.333	1:01.527	2:25.142	2:56.664	168.6	12:45.404								
	3	1	6:26.513 B	59.818	2:24.803	3:01.892	171.8	19:11.917								
17	TALBOT 105 GO52 1931 OS8															
	1.Gareth BURNETT															
	1	1	5:52.867	51.171	2:17.776	2:43.920	189.4	5:52.867								
	2	1	6:27.391 B	57.523	2:19.343	3:10.525	187.7	12:20.258								





6-7-8 | 20
JUILLET | 18



PLATEAU 1 - GRID 1
LE MANS CLASSIC 2018
RACE 1

Sector Analysis

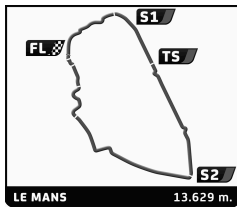
Personal Best Session Best B Crossing the finish line in pit lane

Table with columns: Lap, D, Time, Sector 1, Sector 2, Sector 3, T. Spd, Elapsed. Contains race results for various drivers and cars, including lap times and sector times.





6-7-8 | 20
JUILLET | 18



PLATEAU 1 - GRID 1
LE MANS CLASSIC 2018
RACE 1

Sector Analysis

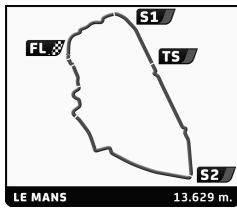
Personal Best Session Best B Crossing the finish line in pit lane

Table with columns: Lap, D, Time, Sector 1, Sector 2, Sector 3, T. Spd, Elapsed. Contains race data for various drivers and cars, including 33, 34, 37, 38, 39, 40, 42, 43, 44, 45, 46, 47, 48.





6-7-8 | 20 JUILLET | 18



PLATEAU 1 - GRID 1 LE MANS CLASSIC 2018 RACE 1

Sector Analysis

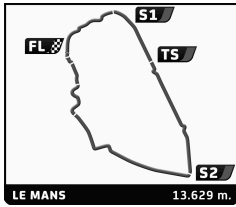
■ Personal Best ■ Session Best ■ Crossing the finish line in pit lane

Lap	D	Time	Sector 1	Sector 2	Sector 3	T. Spd	Elapsed	Lap	D	Time	Sector 1	Sector 2	Sector 3	T. Spd	Elapsed
1	1	11:50.299	3:01.557	4:12.968	4:35.774	89.1	11:50.299	6	1	6:30.527	1:01.427	2:29.226	2:59.874	173.7	40:27.118
2	1	10:40.403	1:33.949	4:18.156	4:48.298	84.9	22:30.702	7	1	6:30.394	1:02.350	2:28.940	2:59.104	171.0	46:57.512
3	1	11:46.329	2:48.599	4:15.188	4:42.542	86.2	34:17.031								
4	1	10:36.473	1:33.288	4:18.370	4:44.815	86.1	44:53.504								
49 1. Anthony SCHRAUWEN SINGER LM 1936 OS6															
1	1	8:06.608	1:44.622	2:55.198	3:26.788	147.1	8:06.608								
2	1	7:39.611	1:10.029	2:58.727	3:30.855	141.0	15:46.219								
3	1	9:15.297	2:48.973	3:00.224	3:26.100	135.2	25:01.516								
4	1	7:31.014	1:09.931	2:56.984	3:24.099	142.1	32:32.530								
5	1	7:25.689	1:10.231	2:55.874	3:19.584	142.5	39:58.219								
6	1	7:26.092	1:08.782	2:55.766	3:21.544	141.5	47:24.311								
50 1. RICCI BMW 328 Roadster 1938 OS7 2. Frédéric STOEISSER															
1	1	7:48.311	1:27.117	2:54.150	3:27.044	133.1	7:48.311								
2	1	7:28.826	1:13.923	2:54.432	3:20.471	132.9	15:17.137								
3	1	7:26.550	1:09.317	2:48.932	3:28.301	135.1	22:43.687								
4	1	7:22.235	1:09.586	2:50.326	3:22.323	136.1	30:05.922								
5	1	7:25.496	1:08.454	2:52.830	3:24.212	132.0	37:31.418								
6	1	7:20.619	1:11.360	2:47.518	3:21.741	144.3	44:52.037								
51 1. Raphaël PIERRIN EXCELSIOR 35 1925 OS4 2. Michel PIERRIN															
1	1	13:30.228	3:51.535	4:22.805	5:15.888	92.4	13:30.228								
2	1	12:21.443	1:56.946	4:52.922	5:31.575	89.5	25:51.671								
3	1	14:07.773	3:28.525	4:41.267	5:57.981	86.0	39:59.444								
53 1. Paul CHASE-GARDENER ASTON MARTIN 2 Litres Speed 1937 OS7 2. David ALLEN															
1	1	6:30.561	1:02.973	2:31.280	2:56.308	165.5	6:30.561								
2	1	6:25.670	1:01.523	2:29.722	2:54.425	163.3	12:56.231								
3	1	6:26.081	1:00.234	2:31.165	2:54.682	157.2	19:22.312								
4	1	6:30.574	59.854	2:28.826	3:01.894	155.9	25:52.886								
5	1	8:18.594	2:40.669	2:32.973	3:04.952	160.2	34:11.480								
6	1	6:41.842	1:03.886	2:33.295	3:04.661	163.1	40:53.322								
7	1	6:39.101	1:03.617	2:33.125	3:02.359	158.3	47:32.423								
54 1. Richard REAY SMITH LAGONDA LG 45 1936 OS8															
1	1	7:26.634	1:21.717	2:35.193	3:29.724	159.5	7:26.634								
2	1	6:58.544	1:06.280	2:41.836	3:10.428	141.0	14:25.178								
3	1	9:40.906	1:07.055	2:37.579	5:56.272	151.3	24:06.084								
4	1	9:15.519	3:31.219	2:36.231	3:08.069	155.6	33:21.603								
5	1	6:49.250	1:05.885	2:33.924	3:09.441	150.3	40:10.853								
6	1	11:01.514	3:07.736	3:39.834	4:13.944	96.0	51:12.367								
55 1. Martin BUGLER LAGONDA LG 45 1937 OS8															
1	1	6:30.533	1:02.540	2:26.553	3:01.440	174.3	6:30.533								
2	1	6:27.472	1:01.189	2:28.031	2:58.252	164.8	12:58.005								
3	1	6:28.369	1:01.336	2:28.730	2:58.303	167.8	19:26.374								
4	1	6:34.139	1:02.731	2:28.690	3:02.718	176.2	26:00.513								
5	1	7:56.078	2:26.324	2:28.785	3:00.969	171.5	33:56.591								
56 1. Alan MIDDLETON ASTON MARTIN Speed Model 1936 OS7 2. Robert BLAKEMORE															
1	1	6:43.777	1:08.390	2:32.722	3:02.665	161.2	6:43.777								
2	1	6:30.429	1:00.256	2:32.856	2:57.317	147.3	13:14.206								
3	1	6:32.740	1:00.025	2:33.359	2:59.356	152.0	19:46.946								
4	1	6:41.025	1:02.203	2:32.862	3:05.960	171.0	26:27.971								
5	1	8:00.012	2:18.015	2:36.672	3:05.325	162.1	34:27.983								
6	1	6:31.464	1:03.084	2:30.029	2:58.351	173.4	40:59.447								
7	1	6:36.065	1:03.096	2:32.827	3:00.142	163.1	47:35.512								
57 1. Andrew MITCHELL BMW 328 Roadster 1938 OS7 2. Mark Alexander MORGAN															
1	1	6:42.613	1:01.124	2:38.467	3:03.022	150.3	6:42.613								
2	1	6:30.565	1:02.108	2:29.756	2:58.701	155.2	13:13.178								
3	1	6:47.907	1:00.740	2:39.028	3:08.139	136.7	20:01.085								
4	1	11:14.761	5:00.050	2:54.438	3:20.273	133.7	31:15.846								
5	1	7:01.392	1:06.224	2:48.626	3:06.542	141.2	38:17.238								
6	1	7:16.183	1:08.566	2:49.912	3:17.705	151.3	45:33.421								
58 1. Guy NORTHAM BENTLEY 4,5l Tourer 1928 OS4 2. Neil DAVIES															
1	1	8:01.822	1:45.463	2:49.269	3:27.090	132.8	8:01.822								
2	1	8:26.482	1:30.047	3:19.079	3:37.356	108.0	16:28.304								
3	1	8:09.184	1:15.881	3:03.202	3:50.101	126.2	24:37.488								
4	1	9:54.594	2:57.241	3:06.429	3:50.924	135.2	34:32.082								
5	1	8:07.758	1:17.672	3:07.718	3:42.368	128.4	42:39.840								
6	1	8:09.100	1:19.692	3:07.959	3:41.449	128.5	50:48.940								
59 1. David OZANNE ASTON MARTIN Speed Model 1938 OS7															
1	1	7:21.425	1:23.406	2:38.753	3:19.266	155.0	7:21.425								
2	1	7:13.493	1:08.963	2:47.473	3:17.057	139.4	14:34.918								
3	1	7:07.795	1:07.956	2:36.051	3:23.788	160.2	21:42.713								
4	1	8:29.604	2:41.566	2:36.762	3:11.276	157.7	30:12.317								
5	1	6:58.100	1:06.635	2:39.395	3:12.070	145.7	37:10.417								
6	1	7:02.001	1:07.424	2:40.521	3:14.056	141.5	44:12.418								
7	1	7:04.740	1:08.795	2:42.776	3:13.169	144.0	51:17.158								
60 1. Graham GOODWIN TALBOT 105 AYL2 1934 OS8															
1	1	6:48.876	1:13.533	2:28.689	3:06.654	167.8	6:48.876								
2	1	6:29.420	1:02.792	2:29.244	2:57.384	160.2	13:18.296								
3	1	6:32.861	1:01.614	2:26.784	3:04.463	162.1	19:51.157								
4	1	7:53.724	2:28.960	2:25.810	2:58.954	170.7	27:44.881								
5	1	6:29.651	1:02.108	2:27.088	3:00.455	153.0	34:14.532								
6	1	6:25.995	1:01.887	2:26.427	2:57.681	171.0	40:40.527								
7	1	6:29.002	1:03.423	2:27.446	2:58.133	177.4	47:09.529								
61 1. Martin OVERINGTON BENTLEY 4,5l Blower 1929 OS4															
1	1	6:46.295	1:07.907	2:32.975	3:05.413	156.1	6:46.295								
2	1	6:41.572	1:02.643	2:34.635	3:04.294	153.0	13:27.867								





6-7-8 | 20 JUILLET | 18



PLATEAU 1 - GRID 1 LE MANS CLASSIC 2018 RACE 1

Sector Analysis

■ Personal Best
 ■ Session Best
 ■ Crossing the finish line in pit lane

Lap	D	Time	Sector 1	Sector 2	Sector 3	T. Spd	Elapsed	Lap	D	Time	Sector 1	Sector 2	Sector 3	T. Spd	Elapsed
3	1	6:51.457	B 1:02.732	2:37.670	3:11.055	161.6	20:19.324	5	1	6:50.128	1:07.850	2:32.537	3:09.741	148.9	36:53.215
4	1	8:28.104	2:36.789	2:35.559	3:15.756	156.3	28:47.428	6	1	6:50.559	1:05.028	2:33.772	3:11.759	132.3	43:43.774
5	1	6:43.173	1:03.533	2:34.098	3:05.542	161.9	35:30.601	7	1	6:54.743	1:04.854	2:39.224	3:10.665	141.3	50:38.517
6	1	6:39.280	1:02.740	2:33.554	3:02.986	147.6	42:09.881								
7	1	6:41.762	1:05.806	2:32.516	3:03.440	159.7	48:51.643								
62 ASTON MARTIN Ulster 1935															
1. Keith ASHWORTH OS6															
1	1	7:46.080	1:34.127	2:47.940	3:24.013	144.0	7:46.080								
2	1	7:22.799	1:11.408	2:50.500	3:20.891	136.9	15:08.879								
3	1	7:36.590	B 1:10.245	2:49.945	3:36.400	152.0	22:45.469								
4	1	8:51.990	2:41.012	2:50.893	3:20.085	149.5	31:37.459								
5	1	7:19.513	1:10.663	2:48.229	3:20.621	153.5	38:56.972								
6	1	7:17.888	1:09.879	2:49.910	3:18.099	129.3	46:14.860								
63 BMW 328 Roadster 1939															
1. Raphaël RONDONI OS7															
2. Raphaël SICARI															
1	1	6:06.283	54.755	2:22.063	2:49.465	174.8	6:06.283								
2	1	6:10.487	58.755	2:22.366	2:49.366	169.1	12:16.770								
3	1	6:10.731	58.500	2:22.123	2:50.108	175.7	18:27.501								
4	1	6:24.355	B 59.886	2:23.280	3:01.189	170.7	24:51.856								
5	1	7:50.224	2:34.911	2:21.990	2:53.323	176.5	32:42.080								
6	1	6:15.876	59.919	2:22.878	2:53.079	174.5	38:57.956								
7	1	6:13.894	59.281	2:23.273	2:51.340	170.2	45:11.850								
65 RILEY TT Sprite 1936															
1. Gian-Pietro ROSSETTI OS6															
2. Werner KUMMER															
1	1	7:50.376	1:37.711	2:49.512	3:23.153	145.1	7:50.376								
2	1	7:17.733	B 1:10.583	2:49.530	3:17.620	130.1	15:08.109								
3	1	9:19.299	2:42.932	3:02.633	3:33.734	124.7	24:27.408								
4	1	8:40.614	B 1:14.128	3:13.396	4:13.090	129.9	33:08.022								
66 MORGAN + 4 1939															
1. Sharlie GODDARD OS5															
2. Philip GODDARD 3. Graeme SMITH															
1	1	9:28.817	2:23.907	3:20.493	3:44.417	119.9	9:28.817								
2	1	8:38.001	B 1:18.094	3:24.098	3:55.809	116.6	18:06.818								
3	1	10:43.266	3:02.105	3:29.893	4:11.268	113.7	28:50.084								
4	1	9:04.514	1:25.264	3:36.338	4:02.912	115.0	37:54.598								
5	1	8:48.503	1:24.453	3:34.225	3:49.825	107.1	46:43.101								
67 ALFA ROMEO 8C 2300 Zagato 1932															
1. Daniel GHOSE OS7															
2. Laurent PHILIPPE															
1	1	7:22.650	1:25.976	2:40.197	3:16.477	161.2	7:22.650								
2	1	7:11.016	1:06.814	2:44.248	3:19.954	156.5	14:33.666								
3	1	7:27.756	B 1:08.242	2:44.199	3:35.315	159.0	22:01.422								
4	1	10:16.783	4:12.848	2:45.548	3:18.387	153.5	32:18.205								
5	1	7:09.107	1:06.718	2:43.094	3:19.295	155.2	39:27.312								
6	1	6:57.987	1:06.782	2:36.959	3:14.246	163.1	46:25.299								
68 LAGONDA V12 Le Mans 1939															
1. Robert LEWIS OS8															
1	1	7:36.954	1:39.531	2:44.305	3:13.118	142.8	7:36.954								
2	1	6:51.086	1:04.844	2:35.023	3:11.219	139.7	14:28.040								
3	1	7:10.402	B 1:05.449	2:37.760	3:27.193	148.0	21:38.442								
4	1	8:24.645	2:41.913	2:31.808	3:10.924	158.6	30:03.087								
69 BUGATTI Type 51 1931															
1. Thierry LAFONT OS7															
2. Jean-Claude PENICAUD															
1	1	7:51.155	1:36.623	2:51.494	3:23.038	133.2	7:51.155								
2	1	7:20.434	1:09.606	2:51.519	3:19.309	131.2	15:11.589								
3	1	7:38.180	B 1:06.888	2:49.837	3:41.455	135.1	22:49.769								
4	1	9:26.543	2:50.421	2:55.716	3:40.406	132.4	32:16.312								
5	1	7:58.339	B 1:10.875	2:55.363	3:52.101	143.4	40:14.651								
6	1	10:22.627	3:56.088	2:53.566	3:32.973	140.4	50:37.278								
70 BENTLEY 4,5l Tourer 1928															
1. Katarina KYVALOVA OS4															
1	1	7:48.716	1:35.033	2:51.084	3:22.599	143.0	7:48.716								
2	1	7:18.068	1:10.221	2:46.064	3:21.783	132.8	15:06.784								
3	1	7:28.133	B 1:09.586	2:46.638	3:31.909	137.8	22:34.917								
4	1	9:58.468	3:16.394	3:08.147	3:33.927	131.6	32:33.385								
5	1	7:27.630	1:12.553	2:52.213	3:22.864	126.8	40:01.015								
6	1	7:47.217	1:12.151	2:59.795	3:35.271	145.5	47:48.232								
72 BUGATTI Type 50 1931															
1. Mike PRESTON OS8															
1	1	7:19.996	1:22.265	2:45.061	3:12.670	143.8	7:19.996								
2	1	6:58.634	1:03.370	2:44.572	3:10.692	141.2	14:18.630								
3	1	7:20.888	B 1:05.535	2:51.741	3:23.612	130.4	21:39.518								
4	1	8:56.679	3:02.601	2:47.029	3:07.049	126.6	30:36.197								
5	1	7:01.876	1:02.956	2:48.319	3:10.601	137.4	37:38.073								
6	1	7:06.189	1:06.009	2:44.013	3:16.167	152.0	44:44.262								
74 ALFA ROMEO 6C 2300 B MM 1938															
1. Pierre MELLINGER OS7															
2. Tommaso GELMINI															
1	1	8:09.764	1:39.829	2:58.407	3:31.528	131.5	8:09.764								
2	1	7:41.477	1:14.948	2:57.353	3:29.176	123.7	15:51.241								
3	1	7:49.999	B 1:13.382	2:57.240	3:39.377	128.8	23:41.240								
4	1	9:13.782	3:00.096	2:50.746	3:22.940	141.9	32:55.022								
5	1	7:22.831	1:11.149	2:49.087	3:22.595	142.8	40:17.853								
6	1	7:17.586	1:07.432	2:51.195	3:18.959	137.4	47:35.439								