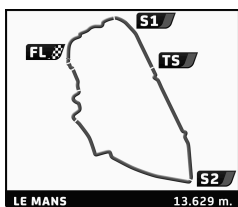




6-7-8 | 20 JUILLET | 18



PLATEAU 1 - GRID 1 LE MANS CLASSIC 2018 NIGHT SESSION

Sector Analysis

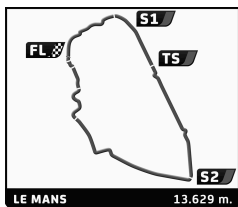
Personal Best Session Best B Crossing the finish line in pit lane

Lap	D	Time	Sector 1	Sector 2	Sector 3	T. Spd	Elapsed	Lap	D	Time	Sector 1	Sector 2	Sector 3	T. Spd	Elapsed
1. Jean-Paul DETROYES BUGATTI Type 44 1929 OS3															
2. Jean-Marc HUUGHUES DE															
1	1	8:04.460	1:21.517	3:08.321	3:34.622	127.8	8:44.574	14	1	7:50.142	1:42.618	2:43.761	3:23.763	163.6	29:43.094
2	1	7:45.969B	1:11.576	2:49.792	3:44.601	148.9	16:30.543	2	1	7:17.677	1:07.628	2:42.443	3:27.606	114.5	15:54.600
3	1	9:48.386	2:59.698	3:05.803	3:42.885	121.3	26:18.929	3	1	8:42.562B	1:09.858	3:11.961	4:20.743	120.2	24:37.162
4. Peter MUELDER BMW 328 Roadster 1938 OS7															
2. Patrick SIMON															
1	1	7:58.872	1:25.202	3:03.787	3:29.883	107.6	8:33.586	15	1	7:56.715	1:20.567	3:04.299	3:31.849	113.0	8:36.923
2	1	7:03.399	1:05.368	2:41.101	3:16.930	141.0	15:36.985	2	1	7:17.677	1:07.628	2:42.443	3:27.606	114.5	15:54.600
3	1	7:06.608B	1:04.406	2:38.472	3:23.730	148.2	22:43.593	3	1	8:42.562B	1:09.858	3:11.961	4:20.743	120.2	24:37.162
5. Heinz STAMM ASTON MARTIN 2 Lites Speed 1937 OS7															
2. Peter DUBSKY															
1	1	7:56.086	1:20.924	3:03.561	3:31.601	119.3	8:37.180	16	1	7:01.823	1:11.627	2:35.425	3:14.771	168.1	7:22.841
2	1	7:28.402B	1:09.752	2:37.396	3:41.254	130.4	16:05.582	2	1	7:05.718B	1:05.161	2:35.335	3:25.222	144.5	14:28.559
3	1	9:02.359	2:49.770	2:42.035	3:30.554	148.0	25:07.941	3	1	7:30.729	1:50.364	2:33.826	3:06.539	128.4	21:59.288
6. Jean-Jacques BALLY BMW 328 Roadster 1939 OS7															
2. Bertrand LESEUR															
1	1	8:00.249	1:23.781	3:09.404	3:27.064	132.6	8:21.833	18	1	7:46.171B	1:11.168	2:54.389	3:40.614	124.4	8:54.105
2	1	7:11.735	1:08.319	2:48.241	3:15.175	136.7	15:33.568	19	1	8:35.209	1:20.893	3:20.769	3:53.547	111.9	9:01.110
3	1	6:55.505	1:07.362	2:35.874	3:12.269	154.5	22:29.073	2	1	8:33.156B	1:16.931	3:17.481	3:58.744	110.8	17:34.266
4	1	6:54.904B	1:05.886	2:33.931	3:15.087	168.4	29:23.977	3	1	9:37.456	2:13.483	3:20.576	4:03.397	104.2	27:11.722
8. Christopher BALL INVICTA S Type 1931 OS8															
2. Nick BALL															
1	1	7:15.409	1:19.497	2:40.557	3:15.355	135.6	7:39.350	21	1	6:36.320	1:09.345	2:32.147	2:54.828	146.3	7:11.545
9. Stéphane DARRACQ BUGATTI 35 B 1928 OS3															
1	1	8:32.276	1:20.342	3:20.022	3:51.912	107.6	9:01.312	2	1	6:27.913	59.539	2:28.595	2:59.779	168.4	13:39.458
2	1	7:59.407	1:15.495	3:09.171	3:34.741	113.6	17:00.719	3	1	6:53.984	1:02.030	2:28.831	3:23.123	174.8	20:33.442
3	1	7:56.511B	1:13.198	3:00.953	3:42.360	121.7	24:57.230	4	1	6:38.156	59.818	2:31.375	3:06.963	175.4	27:11.598
10. Nicolas D'IETEREN ALFA ROMEO 8C 2300 Monza 1932 OS7															
3. Laurent LALMAND															
1	1	7:17.901	1:18.711	2:39.429	3:19.761	145.5	7:40.642	22	1	8:15.480B	1:16.165	2:59.899	3:59.416	106.8	9:24.913
2	1	7:02.089	1:05.044	2:37.666	3:19.379	129.9	14:42.731	23	1	9:35.299	1:33.178	3:41.975	4:20.146	106.0	10:44.213
3	1	7:01.237B	1:06.299	2:34.044	3:20.894	156.3	21:43.968	2	1	9:16.163	1:23.173	3:31.685	4:21.305	106.4	20:00.376
4	1	7:58.005	2:10.116	2:33.221	3:14.668	155.4	29:41.973	3	1	8:42.220	1:19.009	3:23.513	3:59.698	113.0	28:42.596
11. Maxime CASTELEIN MERCEDES-BENZ SSK 1928 OS4															
1	1	8:34.194B	1:22.180	3:04.526	4:07.488	112.8	8:54.719	24	1	9:32.609	1:31.598	3:39.085	4:21.926	84.6	10:39.508
12. Jean LAURENT-BELLUE ASTON MARTIN International 1931 OS6															
3. Fabien SARRAILH															
1	1	8:43.072	1:24.825	3:17.944	4:00.303	113.3	8:58.955	2	1	9:20.915B	1:26.766	3:35.296	4:18.853	100.1	20:00.423
2	1	8:37.370B	1:16.525	3:19.505	4:01.340	114.8	17:36.325	3	1	11:02.376	2:48.496	3:45.117	4:28.763	104.6	31:02.799
26. Paul-Emile BESSADE DELAGE D6-70 S 1936 OS7															
2. Samuel BESSADE															





6-7-8 | 20
JUILLET | 18



PLATEAU 1 - GRID 1
LE MANS CLASSIC 2018
NIGHT SESSION

Sector Analysis

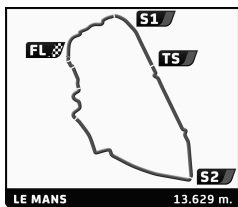
Personal Best Session Best B Crossing the finish line in pit lane

Table with columns: Lap, D, Time, Sector 1, Sector 2, Sector 3, T. Spd, Elapsed. Rows 1-34, each representing a driver's performance across three laps. Includes driver names, car models, and best times for each sector.





6-7-8 | 20 JUILLET | 18



PLATEAU 1 - GRID 1 LE MANS CLASSIC 2018 NIGHT SESSION

Sector Analysis

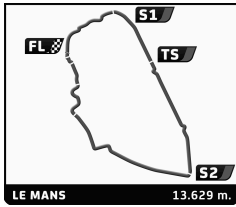
Personal Best Session Best B Crossing the finish line in pit lane

Lap	D	Time	Sector 1	Sector 2	Sector 3	T. Spd	Elapsed	Lap	D	Time	Sector 1	Sector 2	Sector 3	T. Spd	Elapsed
3	1	6:43.744 B	1:02.598	2:32.245	3:08.901	165.5	20:23.392								
4	1	8:34.542	2:10.502	2:55.769	3:28.271	145.3	28:57.934								
46	1.Tim MOTTE BMW 328 Roadster 1937 OS7														
1	1	8:02.271	1:15.876	3:04.790	3:41.605	132.0	9:33.142								
2	1	8:26.037	1:12.748	3:25.293	3:47.996	116.1	17:59.179								
3	1	8:29.664	1:14.412	3:16.972	3:58.280	125.4	26:28.843								
47	1.Thierry CHANOINE 3.Michel PLAISANT RILEY TT Sprite 1935 OS7 2.Marc-André SCHYRR														
1	1	8:11.881	1:16.236	3:07.628	3:48.017	113.3	9:04.026								
2	1	8:04.584 B	1:13.339	3:00.582	3:50.663	138.8	17:08.610								
3	1	9:11.939	2:22.203	3:07.267	3:42.469	117.9	26:20.549								
48	1.Vincent ALLARDET SINGER Le Mans 1934 OS6														
1	1	11:05.430	1:34.333	4:31.248	4:59.849	86.7	13:11.378								
2	1	11:21.370 B	1:35.765	4:21.077	5:24.528	85.3	24:32.748								
49	1.Anthony SCHRAUWEN SINGER LM 1936 OS6														
1	1	8:50.309 B	1:15.558	3:04.903	4:29.848	140.6	9:21.592								
50	1. RICCI BMW 328 Roadster 1938 OS7 2.Frédéric STOEISSER														
1	1	8:02.023	1:25.340	3:03.894	3:32.789	110.3	8:21.367								
2	1	7:34.697	1:10.549	2:54.051	3:30.097	121.0	15:56.064								
3	1	7:27.145 B	1:09.078	2:42.244	3:35.823	145.9	23:23.209								
4	1	9:07.546 B	2:15.667	3:02.511	3:49.368	120.6	32:30.755								
51	1.Raphaël PIERRIN EXCELSIOR 35 1925 OS4 2.Michel PIERRIN														
1	1	12:20.709	1:54.461	4:49.477	5:36.771	72.6	13:47.310								
2	1	12:01.429 B	1:50.145	4:37.657	5:33.627	77.2	25:48.739								
53	1.Paul CHASE-GARDENER ASTON MARTIN 2 Litres Speed 1937 OS7 2.David ALLEN														
1	1	7:24.342	1:11.605	2:55.435	3:17.302	113.7	9:29.644								
2	1	7:24.124 B	1:04.999	2:52.645	3:26.480	144.3	16:53.768								
3	1	9:38.178	3:31.561	2:47.175	3:19.442	143.6	26:31.946								
54	1.Richard REAY SMITH LAGONDA LG 45 1936 OS8														
1	1	8:09.344	1:21.083	3:05.721	3:42.540	121.9	10:01.417								
2	1	7:43.988	1:12.808	2:58.333	3:32.847	108.1	17:45.405								
3	1	7:29.935 B	1:09.404	2:46.944	3:33.587	132.4	25:15.340								
55	1.Martin BUGLER LAGONDA LG 45 1937 OS8														
1	1	7:17.496	1:14.857	2:51.725	3:10.914	123.6	7:54.658								
2	1	6:47.762	1:04.870	2:35.167	3:07.725	167.1	14:42.420								
3	1	6:59.922 B	1:04.897	2:36.591	3:18.434	161.4	21:42.342								
56	1.Alan MIDDLETON ASTON MARTIN Speed Model 1936 OS7 2.Robert BLAKEMORE														
1	1	8:11.738	1:21.896	3:10.773	3:39.069	107.6	8:50.197								
2	1	7:06.322	1:08.179	2:40.989	3:17.154	145.9	15:56.519								
3	1	7:24.510 B	1:08.071	2:39.922	3:36.517	167.6	23:21.029								
4	1	8:09.265	2:07.803	2:41.448	3:20.014	162.3	31:30.294								
57	1.Andrew MITCHELL BMW 328 Roadster 1938 OS7 2.Mark Alexander MORGAN														
1	1	7:09.350	1:15.921	2:37.795	3:15.634	153.7	7:27.788								
2	1	7:03.533 B	1:03.286	2:33.662	3:26.585	136.9	14:31.321								
3	1	9:52.995	2:45.741	3:22.208	3:45.046	105.4	24:24.316								
4	1	7:56.694 B	1:10.031	2:54.895	3:51.768	124.4	32:21.010								
58	1.Guy NORTHAM BENTLEY 4,5l Tourer 1928 OS4 2.Neil DAVIES														
1	1	8:10.742	1:15.404	3:05.868	3:49.470	119.3	9:04.857								
2	1	8:02.062 B	1:14.843	3:03.447	3:43.772	107.1	17:06.919								
3	1	9:32.282	2:22.856	3:14.697	3:54.729	120.1	26:39.201								
59	1.David OZANNE ASTON MARTIN Speed Model 1938 OS7														
1	1	8:18.800	1:15.343	3:21.160	3:42.297	113.1	9:18.898								
2	1	7:51.168	1:13.564	3:06.014	3:31.590	132.0	17:10.066								
3	1	7:38.214	1:10.590	2:56.130	3:31.494	143.2	24:48.280								
4	1	7:53.145 B	1:12.914	2:55.857	3:44.374	129.1	32:41.425								
60	1.Graham GOODWIN TALBOT 105 AYL2 1934 OS8														
1	1	7:44.033	1:13.427	3:01.778	3:28.828	109.0	9:18.782								
2	1	7:33.071	1:07.994	2:58.756	3:26.321	100.1	16:51.853								
3	1	7:14.135	1:10.897	2:38.800	3:24.438	135.2	24:05.988								
4	1	7:38.039 B	1:07.051	2:44.949	3:46.039	128.5	31:44.027								
61	1.Martin OVERINGTON BENTLEY 4,5l Blower 1929 OS4														
1	1	7:53.562 B	1:10.144	2:56.098	3:47.320	125.9	9:32.229								
2	1	21:19.410	...	2:46.407	3:24.999	132.4	30:51.639								
62	1.Keith ASHWORTH ASTON MARTIN Ulster 1935 OS6														
1	1	8:01.904	1:17.258	3:06.125	3:38.521	124.0	9:58.367								
2	1	7:40.273	1:12.026	3:01.824	3:26.423	124.6	17:38.640								
3	1	7:26.876	1:09.302	2:52.539	3:25.035	135.2	25:05.516								
63	1.Raphaël RONDONI BMW 328 Roadster 1939 OS7 2.Raphaël SICARI														
1	1	8:02.899	1:23.552	3:10.481	3:28.866	129.9	8:25.397								
2	1	7:17.634	1:07.198	2:49.789	3:20.647	129.9	15:43.031								
3	1	7:31.082	1:07.874	2:47.356	3:35.852	129.3	23:14.113								
4	1	7:47.086	1:19.796	2:55.581	3:31.709	127.6	31:01.199								





6-7-8 | 20 JUILLET | 18



PLATEAU 1 - GRID 1 LE MANS CLASSIC 2018 NIGHT SESSION

Sector Analysis

■ Personal Best ■ Session Best B Crossing the finish line in pit lane

Lap	D	Time	Sector 1	Sector 2	Sector 3	T. Spd	Elapsed	Lap	D	Time	Sector 1	Sector 2	Sector 3	T. Spd	Elapsed
65		1. Gian-Pietro ROSSETTI 2. Werner KUMMER					RILEY TT Sprite 1936 OS6								
1	1	8:04.059	1:15.234	3:09.382	3:39.443	106.2	9:13.193								
2	1	7:47.972	1:12.138	3:07.090	3:28.744	104.6	17:01.165								
3	1	7:47.578 B	1:10.730	2:58.926	3:37.922	121.3	24:48.743								
66		1. Sharlie GODDARD 2. Philip GODDARD					3. Graeme SMITH MORGAN + 4 1939 OS5								
1	1	10:45.897 B	1:46.877	4:18.608	4:40.412	91.6	11:29.092								
2	1	16:07.300	6:52.481	4:15.965	4:58.854	92.4	27:36.392								
67		1. Daniel GHOSE 2. Laurent PHILIPPE					ALFA ROMEO 8C 2300 Zagato 1932 OS7								
1	1	8:00.579	1:14.750	3:03.400	3:42.429	121.8	8:36.228								
2	1	7:44.871	1:12.435	2:53.642	3:38.794	120.7	16:21.099								
3	1	7:52.320	1:12.967	3:00.156	3:39.197	143.2	24:13.419								
4	1	7:49.743	1:09.973	2:54.050	3:45.720	144.7	32:03.162								
68		1. Robert LEWIS					LAGONDA V12 Le Mans 1939 OS8								
1	1	8:29.782	1:29.055	3:10.004	3:50.723	102.5	10:16.532								
2	1	8:01.151	1:12.688	3:02.158	3:46.305	99.1	18:17.683								
3	1	7:47.895	1:13.862	2:55.350	3:38.683	113.7	26:05.578								
69		1. Thierry LAFONT 2. Jean-Claude PENICAUD					BUGATTI Type 51 1931 OS7								
1	1	8:10.009	1:19.158	3:07.634	3:43.217	114.5	8:52.195								
2	1	7:41.451	1:10.024	2:53.856	3:37.571	133.1	16:33.646								
3	1	8:00.393	B 1:11.678	2:52.852	3:55.863	127.0	24:34.039								
72		1. Mike PRESTON					BUGATTI Type 50 1931 OS8								
1	1	7:59.368	1:15.245	3:04.746	3:39.377	117.5	8:49.786								
2	1	7:55.748 B	1:08.231	3:01.455	3:46.062	128.5	16:45.534								
73		1. Pierre JULIEN 2. Jacques EGURREGUY					MG PA 1935 OSS								
1	1	9:39.643	1:33.584	3:49.745	4:16.314	110.8	10:55.966								
2	1	9:35.231	1:29.689	3:47.549	4:17.993	106.8	20:31.197								
3	1	9:54.338	1:29.943	3:59.397	4:24.998	100.6	30:25.535								
74		1. Pierre MELLINGER 2. Tommaso GELMINI					ALFA ROMEO 6C 2300 B MM 1938 OS7								
1	1	8:48.732	1:24.325	3:24.136	4:00.271	105.9	9:17.579								
2	1	8:48.652	1:21.112	3:29.260	3:58.280	108.4	18:06.231								
3	1	8:30.071	1:18.700	3:16.611	3:54.760	113.6	26:36.302								