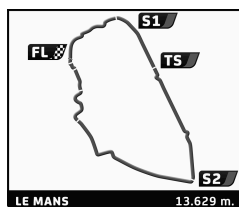




6-7-8 | 20 JUILLET | 18



PLATEAU 1 - GRID 1 LE MANS CLASSIC 2018 QUALIFYING

Sector Analysis

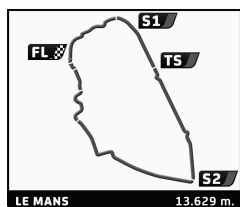
Personal Best Session Best B Crossing the finish line in pit lane

Lap	D	Time	Sector 1	Sector 2	Sector 3	T. Spd	Elapsed	Lap	D	Time	Sector 1	Sector 2	Sector 3	T. Spd	Elapsed
1								BUGATTI Type 44 1929 OS3							
1. Jean-Paul DETROYES															
2. Jean-Marc HUYGHUES DE															
1	1	7:46.189	1:17.106	3:02.349	3:26.734	118.9	9:55.969	1	1	7:00.840	1:11.224	2:37.401	3:12.215	144.1	8:47.456
2	1	7:28.128	1:10.057	2:54.218	3:23.853	151.5	17:24.097	2	1	6:47.185	1:03.653	2:33.234	3:10.298	150.1	15:34.641
3	1	7:47.978 B	1:09.808	2:56.579	3:41.591	141.7	25:12.075	3	1	6:51.773 B	1:05.410	2:30.568	3:15.795	141.5	22:26.414
4	1	9:30.713	2:52.707	3:01.944	3:36.062	129.3	34:42.788	4	1	8:10.618	2:31.648	2:30.394	3:08.576	147.6	30:37.032
5	1	7:50.394	1:14.112	3:01.615	3:34.667	119.4	42:33.182	5	1	6:29.358	1:01.044	2:29.953	2:58.361	150.9	37:06.390
6	1	7:47.175	1:14.013	3:03.836	3:29.326	115.6	50:20.357	6	1	6:30.767	1:00.809	2:28.563	3:01.395	152.2	43:37.157
6								7:13.665 B 1:05.488 2:40.008 3:28.169 132.0 50:50.822							
2								TALBOT LAGO T26 Ex Mono. Déc. 1939 OS8							
1. Christian TRABER															
2. Spencer TRENER															
1	1	7:02.941 B	1:05.589	2:27.016	3:30.336	152.6	7:38.597	1	1	8:12.422	1:19.206	3:17.259	3:35.957	119.1	10:18.967
2	1	21:21.553 B	...	3:23.635	3:56.519	119.8	29:00.150	2	1	7:53.211	1:14.463	3:03.754	3:34.994	116.1	18:12.178
4								BMW 328 Roadster 1938 OS7							
1. Peter MUELDER															
2. Patrick SIMON															
1	1	7:11.573	1:19.174	2:43.968	3:08.431	137.6	8:26.290	3	1	7:52.145	1:12.637	2:59.596	3:39.912	122.9	26:04.323
2	1	6:32.497	1:02.045	2:31.848	2:58.604	160.7	14:58.787	4	1	7:47.129 B	1:11.404	2:58.983	3:36.742	119.9	33:51.452
3	1	6:54.063 B	1:02.002	2:39.691	3:12.370	164.8	21:52.850	5	1	13:30.614	7:08.584	2:54.510	3:27.520	124.9	47:22.066
4	1	8:08.623	2:12.188	2:38.100	3:18.335	138.7	30:01.473	6	1	7:22.280	1:08.349	2:53.084	3:20.847	131.5	54:44.346
5	1	6:42.844	1:00.853	2:39.605	3:02.386	143.8	36:44.317								
6	1	7:54.942 B	1:05.120	3:11.722	3:38.100	125.6	44:39.259								
5								ASTON MARTIN 2 Litres Speed 1937 OS7							
1. Heinz STAMM															
2. Peter DUBSKY															
1	1	7:16.343	1:09.250	2:44.159	3:22.934	137.8	9:18.230	3. Laurent LALMAND OS7							
2	1	6:49.570	1:06.852	2:32.837	3:09.881	156.8	16:07.800	1. Nicolas D'ETEREN OS7							
3	1	7:06.366 B	1:05.181	2:43.367	3:17.818	157.7	23:14.166	2. Frédéric de VUYST							
4	1	10:27.759	4:40.591	2:38.030	3:09.138	148.0	33:41.925								
5	1	6:40.430	1:05.130	2:30.955	3:04.345	142.8	40:22.355								
6	1	8:42.036 B	1:03.860	3:12.884	4:25.292	131.8	49:04.391								
6								BMW 328 Roadster 1939 OS7							
1. Jean-Jacques BALLY															
2. Bertrand LESEUR															
1	1	6:48.434	1:08.375	2:37.158	3:02.901	143.4	7:25.938	ALFA ROMEO BC 2300 Monza 1932 OS7							
2	1	6:31.908	1:02.240	2:29.697	2:59.971	148.9	13:57.846	1. Nicolas D'ETEREN OS7							
3	1	6:27.325	1:00.351	2:31.665	2:55.309	169.9	20:25.171	2. Frédéric de VUYST							
4	1	6:49.179 B	1:00.152	2:27.238	3:21.789	174.0	27:14.350	3. Laurent LALMAND OS7							
5	1	7:55.969	2:24.970	2:30.406	3:00.593	178.2	35:10.319								
6	1	6:24.805	1:00.030	2:27.796	2:56.979	179.4	41:35.124								
7	1	6:24.135	59.805	2:27.665	2:56.665	174.5	47:59.259								
8	1	6:49.520 B	59.931	2:27.491	3:22.098	176.8	54:48.779								
7								BENTLEY 3 Litre Tourer 1926 OS4							
1. Hervé SARAZIN															
1	1	8:07.930	1:21.767	3:07.771	3:38.392	114.8	10:54.069	ASTON MARTIN International 1931 OS6							
2	1	7:43.229	1:12.026	2:59.530	3:31.673	137.3	18:37.298	1. Jean LAURENT-BELLUE OS6							
3	1	8:08.242 B	1:11.665	2:53.938	4:02.639	145.7	26:45.540	2. Fabien SARRAICH OS6							
4	1	9:14.896	2:48.961	2:55.554	3:30.381	140.8	36:00.436								
5	1	7:28.026	1:11.383	2:50.797	3:25.846	146.9	43:28.462								
6	1	7:34.968	1:11.595	2:52.088	3:31.285	143.6	51:03.430								
8								INVICTA S Type 1931 OS8							
1. Christopher BALL															
2. Nick BALL															
9								BUGATTI 35 B 1928 OS3							
1. Stéphane DARRACQ															
1	1	8:12.422	1:19.206	3:17.259	3:35.957	119.1	10:18.967								
2	1	7:53.211	1:14.463	3:03.754	3:34.994	116.1	18:12.178								
3	1	7:52.145	1:12.637	2:59.596	3:39.912	122.9	26:04.323								
4	1	7:47.129 B	1:11.404	2:58.983	3:36.742	119.9	33:51.452								
5	1	13:30.614	7:08.584	2:54.510	3:27.520	124.9	47:22.066								
6	1	7:22.280	1:08.349	2:53.084	3:20.847	131.5	54:44.346								
10								ALFA ROMEO BC 2300 Monza 1932 OS7							
1. Nicolas D'ETEREN OS7															
2. Frédéric de VUYST															
3. Laurent LALMAND OS7															
1	1	7:27.999	1:14.299	2:47.821	3:25.879	132.9	10:46.817								
2	1	7:05.220	1:06.562	2:42.510	3:16.148	156.3	17:52.037								
3	1	7:06.899	1:04.992	2:35.896	3:26.011	154.1	24:58.936								
4	1	7:09.683 B	1:04.295	2:35.672	3:29.716	145.5	32:08.619								
5	1	8:17.604	2:10.745	2:44.433	3:22.426	108.0	40:26.223								
6	1	6:49.175	1:05.126	2:35.432	3:08.617	139.5	47:15.398								
7	1	6:39.462	1:04.429	2:31.731	3:03.302	156.5	53:54.860								
11								MERCEDES-BENZ SSK 1928 OS4							
1. Maxime CASTELEIN															
1	1	8:37.250	1:23.654	3:21.709	3:51.887	112.5	9:38.602								
2	1	8:31.289	1:18.559	3:15.602	3:57.128	132.3	18:09.891								
3	1	8:56.586 B	1:18.719	3:10.255	4:27.612	102.0	27:06.477								
4	1	9:09.168	2:07.360	3:08.278	3:53.530	104.2	36:15.645								
5	1	8:04.872	1:13.943	3:03.380	3:47.549	125.0	44:20.517								
6	1	8:08.831	1:13.157	3:03.233	3:52.441	117.4	52:29.348								
12								ASTON MARTIN International 1931 OS6							
1. Jean LAURENT-BELLUE OS6															
2. Claude SOUBISE															
3. Fabien SARRAICH OS6															
1	1	8:56.780	1:38.739	3:21.746	3:56.295	122.5	9:46.808								
2	1	8:02.407	1:16.602	3:08.142	3:37.663	139.0	17:49.215								
3	1	8:11.313	1:16.374	3:03.270	3:51.669	143.6	26:00.528								
4	1	8:01.589 B	1:16.607	3:02.481	3:42.501	140.1	34:02.117								
5	1	8:52.013	2:28.019	3:00.817	3:23.177	127.8	42:54.130								
6	1	7:29.993	1:09.908	2:55.911	3:24.174	136.2	50:24.123								
14								BMW 328 Roadster 1939 OS7							
1. Albert OTTEN OS7															
2. Diethelm HORBACH															
1	1	8:27.879 B	1:14.224	3:05.248	4:08.407	135.7	10:04.926								
2	1	25:45.960	...	3:18.074	3:50.903	118.8	35:50.886								
3	1	8:44.251	1:29.468	3:28.698	3:46.085	103.8	44:35.137								
4	1	8:44.201 B	1:16.813	3:25.440	4:01.948	106.0	53:19.338								
15								BUGATTI Type 51 1931 OS7							
1. Philippe CHAMPEROUX															
1	1	8:29.930	1:30.941	3:28.607	3:30.382	108.8	10:41.326								





6-7-8 | 20 JUILLET | 18



PLATEAU 1 - GRID 1 LE MANS CLASSIC 2018 QUALIFYING

Sector Analysis

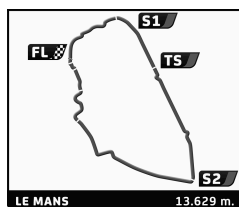
Personal Best Session Best B Crossing the finish line in pit lane

Lap	D	Time	Sector 1	Sector 2	Sector 3	T. Spd	Elapsed	Lap	D	Time	Sector 1	Sector 2	Sector 3	T. Spd	Elapsed
2	1	7:32.487	1:10.532	2:56.345	3:25.610	134.6	18:13.813	7	1	6:46.227 B	1:02.181	2:33.823	3:10.223	173.7	52:31.821
3	1	17:26.197 B	1:12.486	3:41.899	...	104.9	35:40.010								
4	1	16:26.958 B	8:54.713	3:15.907	4:16.338	112.6	52:06.968								
ALFA ROMEO 8C 2300 Zagato 1932															
16	1. Martin HALUSA OS7														
	2. Nicola G. VON DOGNHC														
1	1	7:12.735	1:18.288	2:41.735	3:12.712	143.4	8:05.872								
2	1	6:46.383	1:02.120	2:32.048	3:12.215	150.9	14:52.255								
3	1	7:05.014 B	1:04.756	2:46.213	3:14.045	135.4	21:57.269								
4	1	7:33.923	1:55.741	2:30.035	3:08.147	159.0	29:31.192								
5	1	6:31.333	1:02.305	2:27.817	3:01.211	146.7	36:02.525								
6	1	6:25.447	1:00.941	2:28.171	2:56.335	160.7	42:27.972								
7	1	7:40.860 B	1:01.328	2:36.915	4:02.617	173.7	50:08.832								
TALBOT 105 GO52 1931															
17	1. Gareth BURNETT OS8														
1	1	6:26.413	1:05.788	2:29.794	2:50.831	142.5	8:48.085								
2	1	5:50.203	55.119	2:15.210	2:39.874	194.8	14:38.288								
3	1	6:49.911 B	1:03.134	2:41.766	3:05.011	138.7	21:28.199								
TALBOT 105 BGH 21 1934															
18	1. Gareth BURNETT OS8														
	2. William MEDCALF														
	3. Patrick BLAKENEY-EDWARD														
1	1	7:03.991	1:13.572	2:41.066	3:09.353	140.6	9:25.348								
2	1	6:29.802	1:01.784	2:31.218	2:56.800	170.5	15:55.150								
3	1	6:39.091	1:01.029	2:41.133	2:56.929	162.1	22:34.241								
4	1	6:38.359	1:00.349	2:30.531	3:07.479	168.6	29:12.600								
5	1	6:42.027 B	1:00.911	2:29.258	3:11.858	171.5	35:54.627								
6	1	8:16.799	2:40.532	2:31.947	3:04.320	157.9	44:11.426								
7	1	6:25.496	1:00.130	2:30.209	2:55.157	171.8	50:36.922								
ASTON MARTIN Mk II Ulster 1935															
19	1. Philippe LANTERNIER OS6														
	2. Gildas LECOMTE DU NOÛ														
1	1	8:18.907	1:21.506	3:11.367	3:46.034	119.1	9:13.045								
2	1	8:02.342	1:16.253	3:03.627	3:42.462	136.1	17:15.387								
3	1	8:47.257 B	1:15.525	3:17.792	4:13.940	124.4	26:02.644								
4	1	9:56.142	2:38.512	3:24.622	3:53.008	113.7	35:58.786								
5	1	8:20.253	1:19.284	3:11.751	3:49.218	123.6	44:19.039								
6	1	8:15.672	1:16.070	3:11.784	3:47.818	126.6	52:34.711								
TALBOT 105 JJ93 1932															
20	1. Gareth BURNETT OS8														
	2. Michael BIRCH														
1	1	7:00.088	1:18.890	2:44.146	2:57.052	174.8	9:22.251								
2	1	6:17.167	1:03.428	2:24.450	2:49.289	150.9	15:39.418								
3	1	6:09.665	59.271	2:22.995	2:47.399	169.1	21:49.083								
4	1	6:40.402	58.449	2:22.576	3:19.377	158.1	28:29.485								
5	1	6:32.323 B	59.548	2:29.145	3:03.630	153.5	35:01.808								
BUGATTI Type 35 B 1928															
21	1. Robert SPENCER OS3														
1	1	6:59.854	1:10.964	2:43.124	3:05.766	148.0	9:02.520								
2	1	6:55.679 B	1:01.210	2:38.124	3:16.345	156.1	15:58.199								
3	1	9:54.009	3:54.554	2:36.176	3:23.279	157.9	25:52.208								
4	1	6:43.279	1:00.856	2:33.822	3:08.601	150.3	32:35.487								
5	1	6:36.491	1:01.748	2:34.697	3:00.046	160.9	39:11.978								
6	1	6:33.616	1:02.464	2:30.272	3:00.880	167.1	45:45.594								
TALBOT 105 GO53 1931															
22	1. Christopher LUNN OS8														
1	1	7:32.470	1:16.529	2:57.089	3:18.852	143.4	9:58.811								
BUGATTI Type 35 1926															
23	1. Hugues BAUDON OS3														
	2. Louise BAUDON														
1	1	10:12.563	1:47.389	4:00.556	4:24.618	92.3	11:32.046								
2	1	9:00.638	1:24.914	3:34.823	4:00.901	98.5	20:32.684								
3	1	8:58.823	1:20.123	3:32.489	4:06.211	109.5	29:31.507								
4	1	8:47.828	1:16.601	3:24.373	4:06.854	99.1	38:19.335								
5	1	8:42.816	1:22.263	3:24.366	3:56.187	102.9	47:02.151								
6	1	9:00.885	1:20.045	3:36.297	4:04.543	102.2	56:03.036								
RILEY MPH 1934															
24	1. Laurent PHILIPPE OS7														
	2. Yves-Henri MENUTEAU														
	3. Lionel VILETTE														
1	1	9:09.340 B	1:29.224	3:28.704	4:11.412	113.1	11:36.625								
2	1	12:18.377	4:26.344	3:48.468	4:03.565	105.3	23:55.002								
3	1	9:07.777 B	1:23.380	3:28.844	4:15.553	116.0	33:02.779								
4	1	11:48.865	3:32.717	3:50.526	4:25.622	92.6	44:51.644								
5	1	9:36.541 B	1:29.873	3:40.075	4:26.593	92.3	54:28.185								
TALBOT 105 GO54 1931															
25	1. Nicholas PELLETT OS8														
1	1	7:33.823	1:21.709	2:50.501	3:21.613	143.8	9:52.654								
2	1	7:09.255	1:10.007	2:43.388	3:15.860	146.9	17:01.909								
DELAGE D6-70 S 1936															
26	1. Paul-Emile BESSADE OS7														
	2. Samuel BESSADE														
1	1	7:20.724	1:12.285	2:51.172	3:17.267	136.1	8:55.693								
2	1	7:02.819	1:06.604	2:42.034	3:14.181	143.2	15:58.512								
3	1	7:06.746 B	1:06.206	2:43.231	3:17.309	137.8	23:05.258								
4	1	9:03.887	2:47.978	2:51.715	3:24.194	132.0	32:09.145								
5	1	7:17.747	1:08.270	2:45.209	3:24.268	144.9	39:26.892								
6	1	7:21.205	1:07.649	2:49.773	3:23.783	124.4	46:48.097								
7	1	7:17.617	1:09.135	2:44.162	3:24.320	145.1	54:05.714								
ALVIS FWD 1928															
27	1. Klaus-Peter MUTSCHLER OS2														
	2. Mark HAYWARD														
1	1	8:35.980	1:23.135	3:24.207	3:48.638	114.8	10:16.042								
2	1	8:53.993	1:21.395	3:26.607	4:05.991	114.2	19:10.035								
3	1	17:19.339 B	1:22.766	4:14.798	...	85.2	36:29.374								
RILEY TT Sprite 1935															
28	1. Ian STANDING OS6														
1	1	7:10.427	1:14.059	2:44.251	3:12.117	140.1	8:11.754								
2	1	7:04.071 B	1:06.468	2:39.600	3:18.003	154.1	15:15.825								
3	1	9:09.143	3:20.533	2:41.290	3:07.320	159.5	24:24.968								
4	1	7:07.530	1:02.493	2:39.893	3:25.144	163.6	31:32.498								
5	1	6:46.249	1:02.264	2:37.272	3:06.713	159.0	38:18.747								
6	1	6:46.221	1:02.285	2:38.236	3:05.700	161.2	45:04.968								
7	1	7:08.169 B	1:04.392	2:38.199	3:25.578	153.7	52:13.137								





6-7-8 | 20
JUILLET | 18



PLATEAU 1 - GRID 1
LE MANS CLASSIC 2018
QUALIFYING

Sector Analysis

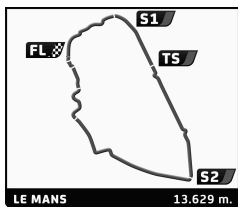
Personal Best Session Best B Crossing the finish line in pit lane

Table with columns: Lap D, Time, Sector 1, Sector 2, Sector 3, T. Spd, Elapsed. Rows include driver names, car models, and lap times for various categories like RILEY Brooklands 1928, DELAHAYE 135 S 1935, etc.





6-7-8 | 20
JUILLET | 18



PLATEAU 1 - GRID 1
LE MANS CLASSIC 2018
QUALIFYING

Sector Analysis

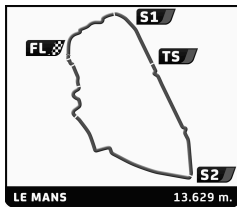
Personal Best Session Best B Crossing the finish line in pit lane

Table with columns: Lap D, Time, Sector 1, Sector 2, Sector 3, T. Spd, Elapsed. Rows are grouped by car number (44-56) and include driver names, car models, and lap-by-lap timing data.





6-7-8 | 20
JUILLET | 18



PLATEAU 1 - GRID 1
LE MANS CLASSIC 2018
QUALIFYING

Sector Analysis

Personal Best Session Best B Crossing the finish line in pit lane

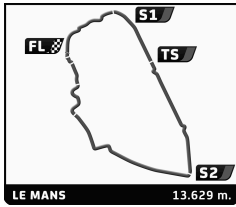
Table with columns: Lap, D, Time, Sector 1, Sector 2, Sector 3, T. Spd, Elapsed. Rows include driver names, car models, and lap times for various drivers like Andrew MITCHELL, Mark Alexander MORGAN, etc.

RICHARD MILLE EFG





6-7-8 | 20 JUILLET | 18



PLATEAU 1 - GRID 1 LE MANS CLASSIC 2018 QUALIFYING

Sector Analysis

■ Personal Best ■ Session Best B Crossing the finish line in pit lane

Lap	D	Time	Sector 1	Sector 2	Sector 3	T. Spd	Elapsed	Lap	D	Time	Sector 1	Sector 2	Sector 3	T. Spd	Elapsed
3	1	15:20.016	7:56.766	3:23.496	3:59.754	121.4	32:10.454								
4	1	8:54.778 B	1:12.023	3:26.932	4:15.823	118.5	41:05.232								
5	1	11:16.234 B	4:15.996	3:07.210	3:53.028	126.8	52:21.466								

72 1. Mike PRESTON BUGATTI Type 50 1931 OS8

1	1	7:27.236	1:10.735	2:51.425	3:25.076	136.6	10:08.579
2	1	7:01.162	1:07.288	2:40.263	3:13.611	146.5	17:09.741
3	1	7:13.252	1:06.292	2:50.814	3:16.146	100.2	24:22.993
4	1	7:13.940	1:04.479	2:39.068	3:30.393	163.1	31:36.933
5	1	9:02.551	1:03.968	2:45.967	3:12.616	162.8	38:39.484
6	1	7:03.347 B	1:05.291	2:37.043	3:21.013	152.8	45:42.831

73 1. Pierre JULIEN MG PA 1935 OS5
2. Jacques EGURREGUY

1	1	9:29.076	1:29.442	3:47.414	4:12.220	106.4	12:24.511
2	1	9:24.390	1:25.412	3:49.463	4:09.515	99.3	21:48.901
3	1	9:27.761 B	1:25.356	3:45.162	4:17.243	104.7	31:16.662
4	1	11:49.536 B	3:12.446	3:54.213	4:42.877	102.7	43:06.198

74 1. Pierre MELLINGER ALFA ROMEO 6C 2300 B MM 1938 OS7
2. Tommaso GELMINI

1	1	8:45.788	1:27.739	3:23.221	3:54.828	106.2	9:44.568
2	1	8:34.598	1:17.694	3:21.110	3:55.794	117.4	18:19.166
3	1	8:48.064	1:15.452	3:17.563	4:15.049	113.0	27:07.230
4	1	8:36.806 B	1:19.310	3:13.870	4:03.626	112.1	35:44.036
5	1	9:58.071	3:50.018	2:48.798	3:19.255	142.1	45:42.107
6	1	7:09.529	1:06.517	2:45.620	3:17.392	146.1	52:51.636

