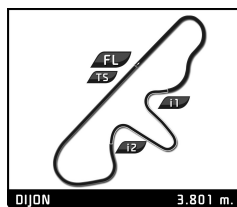


2.0L CUP GRAND PRIX DE L'AGE D'OR QUALIFYING

Sector Analysis

■ Personal Best
 ■ Session Best
 ■ Crossing the finish line in pit lane

Lap	D	Time	Sector 1	Sector 2	Sector 3	T. Spd	Elapsed	Lap	D	Time	Sector 1	Sector 2	Sector 3	T. Spd	Elapsed
6 Porsche 911 1.Lee MAXTED-PAGE 2.Mark SUMPTER															
1	1	3:05.147	1:32.469	43.477	49.201	165.1	3:05.147	10	1	1:55.572	29.680	40.765	45.127	140.3	20:23.049
2	1	1:58.097	33.765	41.562	42.770	187.5	5:03.244	11	1	2:04.370	35.681	44.329	44.360	172.5	22:27.419
3	1	1:54.853	33.118	40.154	41.581	189.8	6:58.097	12	1	1:47.527	30.409	37.726	39.392	191.8	24:14.946
4	1	4:15.346B	32.182	41.710	3:01.454		11:13.443	13	1	1:45.450	29.214	37.171	39.065	192.5	26:00.396
5	1	2:01.660	36.638	41.638	43.384	189.5	13:15.103	14	1	1:46.462	29.950	37.549	38.963	191.8	27:46.858
6	1	1:46.117	29.485	37.166	39.466	192.2	15:01.220	15	1	1:45.315	29.342	37.372	38.601	194.2	29:32.173
7	1	2:04.027	29.484	37.038	57.505	175.0	17:05.247	16	1	1:45.345	29.348	37.034	38.963	192.5	31:17.518
8	1	1:46.585	29.632	37.299	39.654	191.5	18:51.832								
9	1	2:24.102	38.723	47.545	57.834	86.9	21:15.934								
10	1	2:10.578	45.544	39.299	45.735	191.2	23:26.512								
11	1	1:44.647	28.790	36.892	38.965	191.5	25:11.159								
12	1	1:47.225	29.039	37.352	40.834	191.8	26:58.384								
13	1	1:44.967	29.188	36.723	39.056	191.2	28:43.351								
14	1	1:45.107	29.165	36.829	39.113	191.8	30:28.458								
8 Porsche 911 1.Colin PATON															
1	1	2:41.075	1:16.104	41.947	43.024	188.8	2:41.075								
2	1	1:51.697	31.227	39.798	40.672	191.2	4:32.772								
3	1	1:48.240	29.987	38.321	39.932	192.9	6:21.012								
4	1	1:48.449	29.698	38.763	39.988	193.5	8:09.461								
5	1	1:47.482	29.620	38.281	39.581	194.2	9:56.943								
6	1	1:53.286	33.565	38.257	41.464	193.2	11:50.229								
7	1	1:46.642	29.351	37.452	39.839	192.2	13:36.871								
8	1	1:46.431	29.054	38.138	39.239	193.5	15:23.302								
9	1	1:46.298	29.038	38.220	39.040	194.6	17:09.600								
10	1	3:45.956B	29.052	37.361	2:39.543		20:55.556								
11	1	2:22.415	58.202	45.318	38.895	194.6	23:17.971								
12	1	1:44.557	28.979	36.971	38.607	194.9	25:02.528								
13	1	1:45.409	29.705	37.017	38.687	193.5	26:47.937								
14	1	1:44.649	28.980	37.140	38.529	194.2	28:32.586								
15	1	1:44.452	28.955	37.100	38.397	194.9	30:17.038								
9 Porsche 911 1.Matthew HOLME															
1	1	3:11.473	1:48.585	40.559	42.329	180.3	3:11.473								
2	1	1:52.663	32.257	39.459	40.947	185.6	5:04.136								
3	1	1:53.123	31.914	39.547	41.662	183.7	6:57.259								
4	1	1:50.515	30.896	38.900	40.719	182.4	8:47.774								
5	1	4:08.470B	30.599	38.294	2:59.577		12:56.244								
6	1	1:54.439	36.736	37.906	39.797	185.9	14:50.683								
7	1	1:47.309	29.832	37.365	40.112	182.1	16:37.992								
12 Porsche 911 1.Steve JONES 2.Robert BARRIE															
1	1	2:19.759	56.195	41.098	42.466	185.2	2:19.759								
2	1	1:54.125	32.350	39.764	42.011	183.7	4:13.884								
3	1	1:53.008	31.709	39.128	42.171	187.8	6:06.892								
4	1	1:51.493	30.950	39.053	41.490	185.2	7:58.385								
5	1	3:08.097B	31.215	38.651	1:58.231		11:06.482								
6	1	1:55.715	36.221	38.738	40.756	188.5	13:02.197								
7	1	1:47.989	30.147	37.959	39.883	189.8	14:50.186								
8	1	1:50.063	30.235	39.512	40.316	190.1	16:40.249								
9	1	1:47.228	29.175	37.964	40.089	189.1	18:27.477								
14 Porsche 911 1.Phil HINDLEY															
1	1	2:15.938	54.322	39.562	42.054	184.9	2:15.938								
2	1	1:47.436	30.600	37.200	39.636	187.8	4:03.374								
3	1	1:45.514	29.927	36.553	39.034	189.1	5:48.888								
4	1	1:44.597	29.386	36.361	38.850	189.8	7:33.485								
5	1	1:42.865	28.729	35.923	38.213	191.2	9:16.350								
6	1	1:42.519	28.484	35.710	38.325	192.9	10:58.869								
7	1	9:05.390B	32.783	40.118	7:52.489		20:04.259								
8	1	2:15.808	44.937	42.466	48.405	176.2	22:20.067								
9	1	1:47.155	30.571	38.457	38.127	191.8	24:07.222								
10	1	1:45.184	28.294	36.732	40.158	144.8	25:52.406								
15 Porsche 911 1.Christian CHAVY															
1	1	3:10.021	1:40.843	43.655	45.523	172.0	3:10.021								
2	1	2:00.102	34.537	41.561	44.004	176.8	5:10.123								
3	1	1:57.335	33.099	40.701	43.535	177.6	7:07.458								
4	1	1:55.211	32.428	40.125	42.658	179.1	9:02.669								
5	1	1:56.016	31.697	42.115	42.204	178.2	10:58.685								
6	1	1:53.116	31.766	39.122	42.228	180.0	12:51.801								
7	1	1:52.574	30.934	39.542	42.098	175.9	14:44.375								
8	1	3:21.983B	31.376	40.170	2:10.437		18:06.358								
9	1	2:12.659	37.313	41.671	53.675	107.9	20:19.017								
10	1	2:07.477	38.160	43.590	45.727	175.0	22:26.494								
11	1	1:54.969	33.336	39.985	41.648	181.5	24:21.463								
12	1	1:53.037	30.747	40.447	41.843	183.7	26:14.500								
13	1	1:51.212	30.728	39.582	40.902	181.5	28:05.712								
14	1	1:50.729	30.455	39.319	40.955	182.1	29:56.441								
15	1	1:50.725	30.284	38.906	41.535	180.0	31:47.166								
18 Porsche 911 1.Augusto PERFETTI 2.Ambrogio PERFETTI															
1	1	3:03.692	1:39.671	41.087	42.934	181.2	3:03.692								
2	1	1:53.973	33.095	39.578	41.300	192.9	4:57.665								
3	1	1:50.396	30.986	38.876	40.534	194.2	6:48.061								
4	1	1:51.755	31.223	38.804	41.728	192.5	8:39.816								
5	1	1:49.538	30.485	38.443	40.610	195.7	10:29.354								
6	1	1:47.686	29.604	38.177	39.905	196.0	12:17.040								
7	1	3:13.326B	29.708	38.122	2:05.496		15:30.366								
8	1	1:55.756	38.621	38.118	39.017	190.1	17:26.122								
9	1	1:50.358	29.062	36.852	44.444	123.9	19:16.480								
10	1	3:07.438B	36.806	42.482	1:48.150		22:23.918								
11	1	1:51.359	35.148	37.265	38.946	188.2	24:15.277								
12	1	1:44.794	29.178	37.066	38.550	192.5	26:00.071								
13	1	1:43.996	29.222	36.917	37.857	200.0	27:44.067								
14	1	1:45.022	28.725	38.099	38.198	199.6	29:29.089								
15	1	1:43.622	28.778	36.603	38.241	199.3	31:12.711								

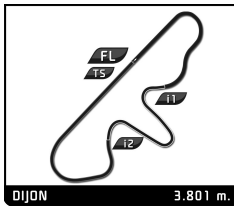


**2.0L CUP
GRAND PRIX DE L'AGE D'OR
QUALIFYING**

Sector Analysis

■ Personal Best ■ Session Best B Crossing the finish line in pit lane

Lap	D	Time	Sector 1	Sector 2	Sector 3	T. Spd	Elapsed	Lap	D	Time	Sector 1	Sector 2	Sector 3	T. Spd	Elapsed
24 Porsche 911 1. Didier DENAT															
1	1	2:59.605	1:38.323	38.694	42.588	183.1	2:59.605	2	1	1:51.675	31.423	39.021	41.231	184.9	4:39.758
2	1	1:49.729	30.169	38.925	40.635	188.5	4:49.334	3	1	1:49.183	30.289	38.292	40.602	186.2	6:28.941
3	1	1:47.459	29.809	37.342	40.308	189.5	6:36.793	4	1	1:47.906	29.905	37.659	40.342	187.2	8:16.847
4	1	1:48.058	30.002	37.300	40.756	190.5	8:24.851	5	1	1:47.138	29.725	37.356	40.057	187.2	10:03.985
5	1	1:46.758	29.546	37.208	40.004	191.2	10:11.609	6	1	1:47.981	29.604	37.338	41.039	186.5	11:51.966
6	1	1:45.958	29.370	37.065	39.523	192.2	11:57.567	7	1	1:47.011	29.461	37.294	40.256	177.9	13:38.977
7	1	1:45.863	28.959	37.294	39.610	192.2	13:43.430	8	1	3:49.881 B	29.887	43.854	2:36.140		17:28.858
8	1	1:46.154	29.115	37.547	39.492	191.5	15:29.584	9	1	2:22.304	44.538	44.962	52.804	104.5	19:51.162
9	1	1:45.211	28.777	37.189	39.245	191.8	17:14.795	10	1	2:27.615	43.217	49.549	54.849	149.0	22:18.777
10	1	3:58.011 B	29.223	36.906	2:51.882		21:12.806	11	1	2:03.060	34.896	43.798	44.366	171.7	24:21.837
11	1	2:05.877	42.942	44.051	38.884	192.9	23:18.683	12	1	4:20.024 B	37.208	47.445	2:55.371		28:41.861
12	1	1:44.870	28.672	37.535	38.663	192.5	25:03.553								
13	1	1:45.263	28.926	37.701	38.636	193.2	26:48.816								
14	1	1:44.552	28.736	37.386	38.430	192.5	28:33.368								
15	1	1:44.100	28.607	37.112	38.381	194.9	30:17.468								
29 Porsche 911 1. UWE BRUSCHNIK 2. Robert HAUG															
1	1	3:01.945	1:31.179	43.507	47.259	176.2	3:01.945								
2	1	2:00.786	34.671	42.330	43.785	182.1	5:02.731								
3	1	1:55.078	32.482	39.881	42.715	184.9	6:57.809								
4	1	1:53.885	31.982	39.815	42.088	184.6	8:51.694								
5	1	1:53.371	31.537	40.043	41.791	184.0	10:45.065								
6	1	1:51.095	31.255	38.927	40.913	186.2	12:36.160								
7	1	1:50.283	30.898	38.150	41.235	185.9	14:26.443								
8	1	1:50.100	30.886	38.442	40.772	187.5	16:16.543								
9	1	3:31.507 B	30.752	38.270	2:22.485		19:48.050								
10	1	2:29.380	45.389	48.459	55.532	156.7	22:17.430								
11	1	1:47.949	30.555	38.117	39.277	189.1	24:05.379								
12	1	1:47.690	29.535	39.018	39.137	189.8	25:53.069								
13	1	1:45.502	29.210	37.352	38.940	189.1	27:38.571								
14	1	1:45.209	29.088	37.174	38.947	190.1	29:23.780								
15	1	1:45.488	29.332	37.138	39.018	188.8	31:09.268								
31 Porsche 911 1. Diego CANDANO 2. Alex De REGUERO															
1	1	2:54.855	1:24.514	44.200	46.141	173.4	2:54.855								
2	1	2:00.481	33.848	41.796	44.837	176.2	4:55.336								
3	1	1:59.569	33.138	41.116	45.315	174.8	6:54.905								
4	1	1:59.626	33.251	42.182	44.193	179.4	8:54.531								
5	1	1:57.307	32.578	40.730	43.999	179.4	10:51.838								
6	1	4:02.742 B	34.714	41.104	2:46.924		14:54.580								
7	1	1:59.677	38.506	39.171	42.000	180.3	16:54.257								
8	1	1:53.014	31.899	39.977	41.138	181.2	18:47.271								
9	1	3:18.551 B	34.766	45.621	1:58.164		22:05.822								
10	1	1:57.559	37.139	39.588	40.832	183.7	24:03.381								
11	1	1:50.687	31.280	39.848	39.559	184.6	25:54.068								
12	1	1:48.269	29.473	38.858	39.938	184.0	27:42.337								
13	1	1:48.313	29.672	38.731	39.910	185.9	29:30.650								
14	1	1:47.071	29.242	37.943	39.886	183.7	31:17.721								
32 Porsche 911 1. Marie-Claude FIRMENICH 2. Benjamin MONNAY															
1	1	2:48.083	1:25.322	40.526	42.235	183.4	2:48.083								
39 Porsche 911 1. Benji HETHERINGTON															
1	1	2:40.836	1:17.798	40.384	42.654	184.3	2:40.836								
2	1	1:50.586	31.790	38.366	40.430	188.2	4:31.422								
3	1	1:48.304	29.763	37.359	41.182	186.5	6:19.726								
4	1	1:47.808	29.782	37.409	40.617	187.2	8:07.534								
5	1	1:46.054	28.749	37.014	40.291	189.8	9:53.588								
6	1	1:46.286	28.746	37.656	39.884	189.8	11:39.874								
7	1	1:44.936	28.686	36.587	39.663	188.8	13:24.810								
8	1	1:44.815	28.690	36.577	39.548	189.5	15:09.625								
9	1	1:44.817	28.453	36.289	40.075	189.8	16:54.442								
10	1	1:47.161	28.372	37.540	41.249	189.1	18:41.603								
11	1	3:35.389 B	32.251	43.525	2:19.613		22:16.992								
12	1	2:09.820	38.991	49.230	41.599	191.8	24:26.812								
13	1	1:45.374	28.338	37.434	39.602	191.5	26:12.186								
14	1	1:42.578	28.139	36.187	38.252	192.9	27:54.764								
15	1	1:45.044	28.213	38.104	38.727	192.5	29:39.808								
16	1	1:43.686	28.275	36.331	39.080	173.6	31:23.494								
42 Porsche 911 1. Stephan KOENIG 2. Philipp KOENIG															
1	1	3:11.825	1:40.351	45.462	46.012	174.8	3:11.825								
2	1	2:00.246	34.534	41.465	44.247	183.1	5:12.071								
3	1	1:57.797	33.161	40.984	43.652	184.0	7:09.868								
4	1	1:56.290	32.612	40.466	43.212	184.0	9:06.158								
5	1	4:32.077 B	33.130	40.258	3:18.689		13:38.235								
6	1	2:08.405	42.080	42.291	44.034	182.1	15:46.640								
7	1	1:56.174	33.007	40.816	42.351	185.9	17:42.814								
8	1	2:00.111	31.956	39.890	48.265	109.4	19:42.925								
9	1	2:24.300	41.429	46.154	56.717	112.9	22:07.225								
10	1	1:55.681	34.269	39.179	42.233	187.2	24:02.906								
11	1	1:54.374	31.796	41.404	41.174	188.2	25:57.280								
12	1	1:52.940	31.784	40.361	40.795	188.5	27:50.220								
13	1	1:52.418	31.293	40.245	40.880	188.8	29:42.638								
14	1	1:50.255	30.970	38.771	40.514	188.8	31:32.893								
45 Porsche 911 1. Paul STEPHENS 2. Ross H HYETT															
1	1	2:25.269	59.215	42.646	43.408	177.6	2:25.269								
2	1	1:56.811	32.475	41.775	42.561	179.4	4:22.080								
3	1	1:56.199	33.020	41.193	41.986	181.8	6:18.279								
4	1	1:51.469	30.955	39.837	40.677	184.0	8:09.748								
5	1	3:44.987 B	31.228	39.873	2:33.886		11:54.735								
6	1	1:57.364	36.618	38.924	41.822	184.0	13:52.099								
7	1	1:49.528	30.245	38.744	40.539	187.2	15:41.627								

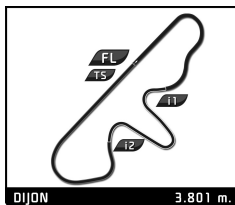


2.0L CUP GRAND PRIX DE L'AGE D'OR QUALIFYING

Sector Analysis

■ Personal Best
 ■ Session Best
 ■ Crossing the finish line in pit lane

Lap	D	Time	Sector 1	Sector 2	Sector 3	T. Spd	Elapsed	Lap	D	Time	Sector 1	Sector 2	Sector 3	T. Spd	Elapsed
55 Porsche 911 1.Christophe VAN RIET 2.Raymond NARAC															
1	1	2:19.982	58.583	40.054	41.345	184.3	2:19.982	1	1	2:31.753	1:07.007	41.075	43.671	179.7	2:31.753
2	1	1:48.887	30.877	37.731	40.279	186.9	4:08.869	2	1	1:53.599	31.913	39.525	42.161	183.7	4:25.352
3	1	1:50.119	31.761	37.414	40.944	183.1	5:58.988	3	1	1:51.806	31.287	38.904	41.615	185.9	6:17.158
4	1	1:47.025	29.972	36.867	40.186	183.7	7:46.013	4	1	1:50.467	30.995	38.276	41.196	184.3	8:07.625
5	1	1:47.751	29.768	36.962	41.021	182.4	9:33.764	5	1	1:48.848	30.896	38.140	39.812	189.8	9:56.473
6	1	1:46.924	29.611	37.062	40.251	183.1	11:20.688	6	1	1:49.567	31.303	38.395	39.869	188.5	11:46.040
7	1	3:48.770	29.926	37.586	2:41.258		15:09.458	7	1	1:48.708	30.157	38.881	39.670	188.5	13:34.748
8	1	1:57.945	36.813	39.910	41.222	180.6	17:07.403	8	1	1:47.177	29.989	37.501	39.687	189.1	15:21.925
9	1	1:47.483	30.373	37.171	39.939	184.3	18:54.886	9	1	1:45.747	29.728	37.157	38.862	191.5	17:07.672
10	1	2:21.601	36.248	47.401	57.952	88.5	21:16.487	10	1	1:49.612	29.583	36.877	43.152	156.3	18:57.284
11	1	2:06.386	45.969	39.462	40.955	185.9	23:22.873	11	1	2:21.698	38.452	44.903	58.343	95.6	21:18.982
12	1	1:44.911	29.194	36.733	38.984	187.2	25:07.784	12	1	2:08.315	44.581	43.028	40.706	189.8	23:27.297
13	1	1:45.795	29.069	37.472	39.254	186.5	26:53.579	13	1	1:56.349	39.980	38.741	47.628	153.4	25:23.646
14	1	1:44.709	28.655	37.016	39.038	188.5	28:38.288	14	1	1:47.476	32.044	37.050	38.382	191.8	27:11.122
15	1	1:45.364	29.204	37.422	38.738	188.2	30:23.652	15	1	1:44.056	28.996	36.712	38.348	192.9	28:55.178
								16	1	1:44.665	29.014	36.766	38.885	170.3	30:39.843
56 Porsche 911 1.Stéphane RUAUD 2.Christophe DECULTOT															
1	1	3:26.660	1:48.508	47.215	50.937	161.0	3:26.660	1	1	2:25.909	1:01.470	40.982	43.457	178.8	2:25.909
2	1	4:23.458	38.769	48.117	2:56.572		7:50.118	2	1	1:56.380	32.359	41.703	42.318	182.7	4:22.289
3	1	2:05.361	42.732	39.965	42.664	171.2	9:55.479	3	1	1:51.491	31.343	38.941	41.207	183.1	6:13.780
4	1	1:57.792	31.734	41.040	45.018	171.7	11:53.271	4	1	1:49.973	30.783	38.488	40.702	183.4	8:03.753
5	1	1:53.056	31.016	39.955	42.085	167.2	13:46.327	5	1	1:48.010	30.099	37.975	39.936	185.6	9:51.763
6	1	1:53.315	31.344	39.703	42.268	165.6	15:39.642	6	1	1:48.874	29.922	38.775	40.177	186.9	11:40.637
7	1	1:52.463	30.788	39.813	41.862	166.2	17:32.105	7	1	1:46.876	29.525	37.484	39.867	185.6	13:27.513
8	1	1:53.127	30.844	39.567	42.716	142.1	19:25.232	8	1	1:46.571	29.950	37.235	39.386	186.2	15:14.084
9	1	2:25.197	35.847	45.554	1:03.796	100.6	21:50.429	9	1	4:00.477	32.228	45.509	2:42.740		19:14.561
10	1	1:56.697	36.299	38.546	41.852	169.3	23:47.126	10	1	2:14.890	39.668	42.677	52.545	140.4	21:29.451
11	1	1:52.510	30.678	39.391	42.441	164.4	25:39.636	11	1	2:00.334	37.237	42.720	40.377	184.0	23:29.785
57 Porsche 911 1.Andrew SMITH 2.Oliver BRYANT															
1	1	2:11.138	53.401	37.525	40.212	185.6	2:11.138	1	1	1:46.828	29.404	37.545	39.879	185.2	25:16.613
2	1	1:44.931	29.066	36.370	39.495	187.2	3:56.069	2	1	1:47.075	29.940	37.485	39.650	186.5	27:03.688
3	1	1:44.112	28.727	35.737	39.648	187.5	5:40.181	3	1	1:49.681	31.906	38.923	38.852	187.2	28:53.369
4	1	1:43.627	28.224	36.166	39.237	189.5	7:23.808	4	1	1:44.416	28.527	37.093	38.796	187.5	30:37.785
5	1	1:42.680	28.253	35.718	38.709	191.2	9:06.488	5	1	1:44.112	28.727	35.737	39.648	187.5	5:40.181
6	1	3:31.559	28.653	36.891	2:26.015		12:38.047	6	1	1:43.627	28.224	36.166	39.237	189.5	7:23.808
7	1	1:49.942	35.340	36.269	38.333	190.5	14:27.989	7	1	1:42.680	28.253	35.718	38.709	191.2	9:06.488
8	1	1:43.107	28.880	35.757	38.470	190.1	16:11.096	8	1	3:31.559	28.653	36.891	2:26.015		12:38.047
9	1	1:42.668	27.938	35.847	38.883	188.5	17:53.764	9	1	1:49.942	35.340	36.269	38.333	190.5	14:27.989
10	1	1:53.140	27.871	36.372	48.897	96.9	19:46.904	10	1	1:43.107	28.880	35.757	38.470	190.1	16:11.096
11	1	2:29.584	45.313	48.865	55.406	161.4	22:16.488	11	1	1:42.668	27.938	35.847	38.883	188.5	17:53.764
12	1	1:44.109	28.951	36.021	39.137	191.2	24:00.597	12	1	1:53.140	27.871	36.372	48.897	96.9	19:46.904
13	1	1:41.428	27.889	35.687	37.852	191.8	25:42.025	13	1	2:29.584	45.313	48.865	55.406	161.4	22:16.488
14	1	1:43.436	28.883	36.442	38.111	191.5	27:25.461	14	1	1:44.109	28.951	36.021	39.137	191.2	24:00.597
15	1	1:41.452	27.899	35.789	37.764	192.9	29:06.913	15	1	1:41.428	27.889	35.687	37.852	191.8	25:42.025
16	1	1:41.374	27.845	35.711	37.818	194.6	30:48.287	16	1	1:43.436	28.883	36.442	38.111	191.5	27:25.461
58 Porsche 911 1.Afschin FATEMI															
1	1	2:16.399	53.352	40.360	42.687	187.2	2:16.399	16	1	1:41.374	27.845	35.711	37.818	194.6	30:48.287
2	1	1:52.311	32.016	38.802	41.493	189.1	4:08.710								
3	1	1:52.618	32.304	38.929	41.385	190.1	6:01.328								
4	1	1:51.436	32.136	38.985	40.315	192.5	7:52.764								
5	1	1:49.229	30.410	38.413	40.406	191.8	9:41.993								
6	1	1:48.536	30.220	38.159	40.157	191.8	11:30.529								
7	1	3:33.328	31.986	38.743	2:22.599		15:03.857								
8	1	1:56.571	38.390	37.781	40.400	191.2	17:00.428								
9	1	1:46.952	29.776	37.647	39.529	193.2	18:47.380								
10	1	2:27.059	35.589	47.535	1:03.935	85.9	21:14.439								
11	1	2:07.503	46.028	40.843	40.632	193.9	23:21.942								
12	1	1:45.161	29.216	36.947	38.998	193.5	25:07.103								
13	1	1:45.558	29.156	37.580	38.822	196.0	26:52.661								
14	1	1:44.821	28.996	36.811	39.014	195.3	28:37.482								
15	1	1:45.273	29.670	36.839	38.764	193.2	30:22.755								



2.0L CUP GRAND PRIX DE L'AGE D'OR QUALIFYING

Sector Analysis

■ Personal Best ■ Session Best B Crossing the finish line in pit lane

Lap	D	Time	Sector 1	Sector 2	Sector 3	T. Spd	Elapsed	Lap	D	Time	Sector 1	Sector 2	Sector 3	T. Spd	Elapsed	
65 Porsche 911 1. Erwin VAN LIESHOUT																
1	1	2:29.360	1:04.306	41.526	43.528	185.6	2:29.360	7	1	3:17.543	B	29.111	37.214	2:11.218	15:05.090	
2	1	1:52.748	31.135	39.839	41.774	189.8	4:22.108	8	1	1:50.776		35.461	36.403	38.912	191.8	16:55.866
3	1	1:47.783	30.066	37.570	40.147	190.1	6:09.891	9	1	1:43.292		28.439	36.173	38.680	192.9	18:39.158
4	1	1:48.117	29.713	37.767	40.637	190.1	7:58.008	10	1	2:51.836	B	30.279	40.947	1:40.610		21:30.994
5	1	1:46.560	29.421	37.489	39.650	190.1	9:44.568	11	1	1:58.055		42.831	36.235	38.989	191.5	23:29.049
6	1	1:46.784	29.543	37.291	39.950	190.8	11:31.352	12	1	1:43.240		28.152	36.373	38.715	190.5	25:12.289
7	1	1:47.880	30.363	37.274	40.243	189.5	13:19.232	13	1	1:43.272		28.117	36.892	38.263	192.5	26:55.561
8	1	1:46.216	29.518	37.025	39.673	190.5	15:05.448	14	1	1:42.473		28.260	36.075	38.138	194.2	28:38.034
9	1	1:51.847	29.373	37.936	44.538	187.8	16:57.295	15	1	1:42.929		28.290	36.171	38.468	190.8	30:20.963
10	1	1:47.712	29.534	38.103	40.075	190.5	18:45.007									
11	1	5:57.459	B	32.162	45.633	4:39.664	24:42.466									
12	1	1:57.048		37.285	38.820	40.943	189.8									
13	1	1:45.215		29.292	36.767	39.156	191.2									
14	1	1:45.021		29.116	36.765	39.140	191.2									
98 Porsche 911 1. Olivier TANCOTNE 2. Xavier GALANT																
1	1	6:42.883	5:21.593	39.318	41.972	161.9	6:42.883									
2	1	6:10.159	B	30.652	38.297	5:01.210	12:53.042									
3	1	1:57.925		40.395	37.716	39.814	183.1									
4	1	1:47.163		29.903	37.809	39.451	185.2									
5	1	1:45.163		28.834	37.206	39.123	183.4									
6	1	1:56.900		28.589	38.537	49.774	108.9									
7	1	2:06.838		37.432	43.813	45.593	177.9									
8	1	1:47.000		28.724	39.335	38.941	185.2									
9	1	1:44.225		28.333	37.446	38.446	187.2									
10	1	1:45.432		29.583	37.080	38.769	186.9									
11	1	1:43.994		28.550	37.158	38.286	187.5									
12	1	1:43.627		28.112	36.962	38.553	187.5									
102 Porsche 911 1. Mike JORDAN 2. James TURNER																
1	1	2:22.147		59.897	40.496	41.754	185.9									
2	1	1:51.419		31.432	39.054	40.933	188.2									
3	1	1:48.448		30.384	38.042	40.022	191.2									
4	1	1:48.909		30.536	38.072	40.301	190.1									
5	1	1:47.356		29.784	37.346	40.226	189.5									
6	1	1:48.105		29.813	37.910	40.382	190.1									
7	1	1:47.519		30.274	37.293	39.952	190.5									
8	1	1:46.127		29.418	37.183	39.526	190.8									
9	1	2:55.063	B	29.708	37.028	1:48.327	17:55.093									
10	1	2:11.314		36.192	37.816	57.306	88.2									
11	1	2:12.709		40.886	43.509	48.314	180.0									
12	1	1:46.014		28.990	36.869	40.155	169.8									
13	1	7:43.023	B	30.185	39.904	6:32.934	31:48.153									
165 Porsche 911 1. Mark BATES 2. James BATES																
1	1	2:45.889	1:24.118	39.737	42.034	182.1	2:45.889									
2	1	1:51.668		32.581	37.886	41.201	184.9									
3	1	1:48.099		30.180	37.621	40.298	186.2									
4	1	1:47.558		29.728	37.559	40.271	187.8									
5	1	1:46.380		29.363	37.030	39.987	186.9									
6	1	1:47.953		29.480	38.364	40.109	187.8									
167 Porsche 911 1. Sandy WATSON 2. Martin O'CONNELL																
1	1	2:17.906		57.928	39.373	40.605	185.9									
2	1	1:47.086		29.862	37.118	40.106	183.7									
3	1	1:45.489		29.413	36.651	39.425	187.8									
4	1	4:19.155	B	29.181	37.681	3:12.293	10:09.636									
5	1	1:56.962		38.372	37.903	40.687	184.0									
6	1	1:51.448		30.772	40.148	40.528	185.2									
7	1	1:48.798		30.223	38.128	40.447	184.3									
8	1	1:48.955		30.750	37.873	40.332	186.9									
9	1	3:17.203	B	29.952	37.678	2:09.573	20:53.002									
10	1	2:24.510		59.464	45.384	39.662	185.2									
11	1	1:43.999		28.479	36.561	38.959	185.2									
12	1	1:49.697		28.470	38.290	42.937	187.5									
13	1	1:43.330		28.355	36.440	38.535	188.5									
14	1	1:43.663		28.305	36.568	38.790	189.8									
169 Porsche 911 1. Johan-Frank DIRICKX 2. Quinten DEVREKER																
1	1	3:03.056	1:37.009	42.959	43.088	178.8	3:03.056									
2	1	2:00.360		34.458	41.871	44.031	180.9									
3	1	1:55.532		33.707	39.894	41.931	183.4									
4	1	1:53.494		32.043	40.284	41.167	185.6									
5	1	1:52.849		31.255	40.049	41.545	185.2									
6	1	1:51.185		31.408	38.932	40.845	186.9									
7	1	1:50.430		30.904	38.565	40.961	184.3									
8	1	3:04.081	B	30.964	38.949	1:54.168	17:30.987									
9	1	2:11.000		39.381	37.163	54.456	107.9									
10	1	2:24.402		41.356	46.263	56.783	106.1									
11	1	1:47.026		31.870	36.474	38.682	188.5									
12	1	1:44.426		29.003	36.779	38.644	189.1									
13	1	1:43.728		28.656	36.612	38.460	188.5									
14	1	1:43.287		28.646	36.442	38.199	190.1									
15	1	1:43.328		28.566	36.569	38.193	190.8									