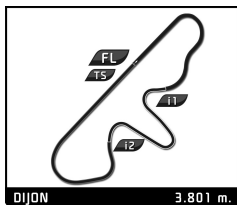


2.0L CUP GRAND PRIX DE L'AGE D'OR PRIVATE PRACTICE

Sector Analysis

■ Personal Best ■ Session Best B Crossing the finish line in pit lane

Lap	D	Time	Sector 1	Sector 2	Sector 3	T. Spd	Elapsed	Lap	D	Time	Sector 1	Sector 2	Sector 3	T. Spd	Elapsed
6		Porsche 911 1.Lee MAXTED-PAGE 2.Mark SUMPTER													
1	1	3:04.364	1:44.064	39.371	40.929	184.3	3:04.364	2	1	1:48.998	31.238	38.607	39.153	189.8	4:50.536
2	1	1:48.158	30.007	38.734	39.417	190.1	4:52.522	3	1	1:44.542	30.224	36.730	37.588	191.5	6:35.078
3	1	1:48.793	29.982	39.304	39.507	190.1	6:41.315	4	1	1:43.710	29.258	36.727	37.725	191.8	8:18.788
4	1	1:47.411	29.742	38.612	39.057	190.8	8:28.726	5	1	1:43.549	28.978	36.773	37.798	191.2	10:02.337
5	1	1:52.906	30.516	40.232	42.158	180.6	10:21.632	6	1	1:42.507	28.514	36.483	37.510	191.8	11:44.844
6	1	1:50.968	32.305	38.837	39.826	188.8	12:12.600	7	1	1:41.316	28.065	35.988	37.263	192.9	13:26.160
7	1	3:49.915 B	30.382	39.827	2:39.706		16:02.515	8	1	7:13.268 B	28.332	38.243	6:06.693		20:39.428
8	1	1:57.930	39.633	38.863	39.434	189.8	18:00.445	9	1	2:05.325	43.088	40.781	41.456	173.1	22:44.753
9	1	1:47.381	29.674	38.237	39.470	190.8	19:47.826	10	1	1:49.189	31.426	37.699	40.064	180.0	24:33.942
10	1	1:45.461	29.314	37.113	39.034	191.2	21:33.287	11	1	1:46.805	30.565	39.032	37.208	192.9	26:20.747
11	1	1:44.514	29.103	37.031	38.380	194.2	23:17.801	12	1	1:43.774	29.732	36.518	37.524	190.1	28:04.521
12	1	1:46.865	29.324	37.661	39.880	189.8	25:04.666	13	1	1:40.440	27.826	35.667	36.947	194.9	29:44.961
13	1	1:45.196	28.985	36.982	39.229	191.5	26:49.862								
14	1	1:44.697	29.202	36.978	38.517	191.8	28:34.559								
15	1	1:44.375	28.954	36.757	38.664	191.5	30:18.934								
8		Porsche 911 1.Colin PATON													
1	1	3:10.788	1:48.403	40.206	42.179	176.2	3:10.788								
2	1	1:45.573	29.930	37.009	38.634	192.2	4:56.361								
3	1	1:46.127	29.327	38.078	38.722	194.2	6:42.488								
4	1	1:46.395	30.289	37.759	38.347	194.9	8:28.883								
5	1	1:47.692	29.508	39.497	38.687	193.9	10:16.575								
6	1	1:46.034	30.711	37.130	38.193	193.9	12:02.609								
7	1	1:44.352	29.094	36.933	38.325	194.2	13:46.961								
8	1	4:49.422 B	29.323	36.898	3:43.201		18:36.383								
9	1	1:52.702	36.958	37.173	38.571	192.2	20:29.085								
10	1	1:44.813	28.922	36.692	39.199	191.8	22:13.898								
11	1	1:45.249	29.657	37.326	38.266	194.6	23:59.147								
12	1	1:44.861	28.990	37.304	38.567	195.3	25:44.008								
13	1	1:49.067	29.070	40.624	39.373	193.2	27:33.075								
14	1	1:44.532	29.370	37.177	37.985	196.4	29:17.607								
15	1	1:44.416	28.642	37.000	38.774	195.7	31:02.023								
15		Porsche 911 1.Christian CHAVY													
1	1	4:05.363	2:29.156	46.946	49.261	145.7	4:05.363								
2	1	1:57.157	33.648	41.129	42.380	171.7	6:02.520								
3	1	1:52.047	31.497	39.814	40.736	182.1	7:54.567								
4	1	1:50.524	31.905	38.438	40.181	183.7	9:45.091								
5	1	1:49.696	30.472	38.838	40.386	182.1	11:34.787								
6	1	1:48.537	29.789	38.214	40.534	183.4	13:23.324								
7	1	3:37.059 B	31.018	39.365	2:26.676		17:00.383								
8	1	1:58.221	39.614	38.488	40.119	183.7	18:58.604								
9	1	1:50.137	29.837	39.231	41.069	182.1	20:48.741								
10	1	1:49.484	30.000	38.576	40.908	181.5	22:38.225								
11	1	1:49.305	30.577	38.411	40.317	181.5	24:27.530								
12	1	1:52.167	31.983	39.317	40.867	181.8	26:19.697								
13	1	1:51.745	31.698	39.317	40.730	182.4	28:11.442								
14	1	1:49.337	30.178	38.594	40.565	183.1	30:00.779								
18		Porsche 911 1.Augusto PERFETTI 2.Ambrogio PERFETTI													
1	1	3:38.411	2:15.258	41.755	41.398	189.8	3:38.411								
2	1	1:50.945	30.725	40.347	39.873	193.5	5:29.356								
3	1	1:47.569	30.083	38.170	39.316	194.6	7:16.925								
4	1	1:46.397	29.908	37.701	38.788	196.7	9:03.322								
5	1	1:48.258	29.042	38.265	40.951	180.9	10:51.580								
6	1	1:47.296	31.927	37.092	38.277	188.8	12:38.876								
7	1	2:17.526	57.643	38.701	41.182	194.6	14:56.402								
8	1	1:47.413	29.808	38.282	39.323	175.9	16:43.815								
9	1	1:46.574	30.538	37.646	38.390	197.8	18:30.389								
10	1	1:45.901	29.399	37.865	38.637	192.9	20:16.290								
11	1	1:47.024	29.602	37.455	39.967	185.9	22:03.314								
12	1	1:45.593	29.549	37.411	38.633	196.7	23:48.907								
13	1	1:52.661	28.987	38.100	45.574	165.4	25:41.568								
14	1	2:16.288	30.195	37.079	1:09.014	168.5	27:57.856								
15	1	1:46.040	30.325	37.249	38.466	197.4	29:43.896								
16	1	1:45.812	29.130	37.340	39.342	197.1	31:29.708								
29		Porsche 911 1.UWE BRUSCHNIK 2.Robert HAUG													
1	1	2:46.343	1:22.522	42.313	41.508	175.6	2:46.343								
2	1	1:49.407	31.200	38.337	39.870	186.2	4:35.750								
3	1	1:47.713	30.010	38.126	39.577	186.9	6:23.463								
4	1	1:47.162	30.414	37.699	39.049	187.5	8:10.625								
5	1	1:47.426	29.716	38.313	39.397	188.5	9:58.051								
6	1	1:49.478	30.873	39.209	39.396	188.2	11:47.529								
12		Porsche 911 1.Steve JONES 2.Robert BARRIE													
1	1	2:55.623	1:36.622	39.833	39.168	189.5	2:55.623								
2	1	1:47.510	30.376	38.133	39.001	192.5	4:43.133								
3	1	1:45.597	29.385	37.402	38.810	192.9	6:28.730								
4	1	1:46.858	30.690	37.218	38.950	191.2	8:15.588								
5	1	1:46.955	29.413	38.844	38.698	193.2	10:02.543								
6	1	1:46.148	30.675	37.109	38.364	194.2	11:48.691								
7	1	1:45.751	29.547	37.495	38.709	193.2	13:34.442								
8	1	3:18.024 B	29.627	38.019	2:10.378		16:52.466								
9	1	1:59.692	40.243	39.443	40.006	190.8	18:52.158								
10	1	1:51.130	30.024	39.963	41.143	190.8	20:43.288								
11	1	1:47.972	30.235	37.855	39.882	191.2	22:31.260								
12	1	1:48.190	30.717	38.190	39.283	190.8	24:19.450								
13	1	1:47.970	30.307	38.015	39.648	191.2	26:07.420								
14	1	6:06.262 B	33.182	41.493	4:51.587		32:13.682								
14		Porsche 911 1.Phil HINDLEY													
1	1	3:01.538	1:35.987	42.310	43.241	177.6	3:01.538								

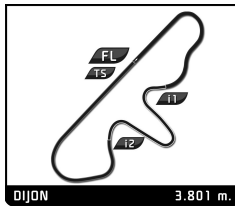


2.0L CUP GRAND PRIX DE L'AGE D'OR PRIVATE PRACTICE

Sector Analysis

■ Personal Best
 ■ Session Best
 ■ Crossing the finish line in pit lane

Lap	D	Time	Sector 1	Sector 2	Sector 3	T. Spd	Elapsed	Lap	D	Time	Sector 1	Sector 2	Sector 3	T. Spd	Elapsed
7	1	1:46.197	29.159	37.799	39.239	187.8	13:33.726	11	1	1:42.803	28.358	36.127	38.318	191.2	23:03.915
8	1	1:45.988	29.724	37.440	38.824	189.5	15:19.714	12	1	1:45.200	28.320	36.431	40.449	172.5	24:49.115
9	1	4:20.733	B 33.005	41.197	3:06.531		19:40.447	42 Porsche 911 1.Stephan KOENIG 2.Philipp KOENIG							
10	1	2:00.110	41.316	40.277	185.9		21:40.557	1	1	3:57.606	2:26.118	45.651	45.837	176.2	3:57.606
11	1	1:49.184	30.038	38.673	40.473	185.9	23:29.741	2	1	1:57.827	33.613	41.549	42.665	183.4	5:55.433
12	1	3:36.344	B 30.279	41.490	2:24.575		27:06.085	3	1	1:58.044	33.832	41.247	42.965	185.6	7:53.477
13	1	1:56.790	38.135	38.254	40.401	187.5	29:02.875	4	1	1:54.813	32.697	40.690	41.426	186.9	9:48.290
14	1	1:48.600	30.045	38.508	40.047	186.5	30:51.475	5	1	3:11.291	1:44.333	42.127	44.831	180.6	12:59.581
31 Porsche 911 1.Diego CANDANO															
1	1	4:23.452	2:55.202	42.046	46.204	165.9	4:23.452	6	1	1:59.316	34.603	40.429	44.284	183.7	14:58.897
2	1	1:52.102	31.413	39.676	41.013	180.0	6:15.554	7	1	1:52.919	31.770	39.885	41.264	185.2	16:51.816
3	1	1:49.917	31.156	38.291	40.470	181.8	8:05.471	8	1	1:57.184	32.327	41.165	43.692	184.6	18:49.000
4	1	1:49.969	30.308	39.081	40.580	179.1	9:55.440	9	1	1:56.771	32.136	40.576	44.059	184.9	20:45.771
5	1	1:52.183	32.541	39.160	40.482	176.8	11:47.623	10	1	1:53.412	32.244	40.176	40.992	186.5	22:39.183
6	1	1:50.641	31.796	38.692	40.153	176.8	13:38.264	11	1	4:22.741	B 30.691	39.011	3:13.039		27:01.924
7	1	1:48.458	30.458	38.001	39.999	177.3	15:26.722	12	1	2:03.471	39.878	40.171	43.422	176.2	29:05.395
8	1	1:48.855	30.571	37.884	40.400	179.7	17:15.577	13	1	2:00.236	34.876	41.305	44.055	183.7	31:05.631
9	1	3:56.545	B 30.276	37.875	2:48.394		21:12.122	45 Porsche 911 1.Paul STEPHENS 2.Ross H HYETT							
10	1	2:05.605	42.359	41.149	42.097	182.4	23:17.727	1	1	2:51.137	1:33.641	38.010	39.486	188.5	2:51.137
11	1	1:53.588	31.693	39.330	42.565	179.1	25:11.315	2	1	1:45.717	29.534	37.184	38.999	190.1	4:36.854
12	1	1:54.810	31.956	40.859	41.995	181.8	27:06.125	3	1	1:46.471	29.654	37.920	38.897	190.8	6:23.325
13	1	1:54.338	31.231	39.803	43.304	179.7	29:00.463	4	1	1:45.440	29.552	36.970	38.918	190.8	8:08.765
14	1	1:54.986	31.719	40.667	42.600	184.0	30:55.449	5	1	4:29.541	B 29.696	37.749	3:22.096		12:38.306
32 Porsche 911 1.Marie-Claude FIRMENICH 2.Benjamin MONNAY															
1	1	2:54.170	1:28.086	42.324	43.760	180.6	2:54.170	6	1	2:01.781	40.720	40.587	40.474	180.6	14:40.087
2	1	1:55.147	31.291	40.710	43.146	180.6	4:49.317	7	1	1:50.185	31.171	38.675	40.339	181.5	16:30.272
3	1	1:52.087	32.242	39.244	40.601	185.9	6:41.404	8	1	1:49.263	30.551	39.255	39.457	186.5	18:19.535
4	1	1:52.163	30.996	40.368	40.799	186.2	8:33.567	9	1	1:47.659	30.345	37.894	39.420	185.9	20:07.194
5	1	1:55.714	31.663	43.042	41.009	161.9	10:29.281	10	1	1:47.326	30.602	37.805	38.919	188.5	21:54.520
6	1	1:55.863	33.318	40.007	42.538	177.9	12:25.144	11	1	1:47.618	29.623	37.911	40.084	188.5	23:42.138
7	1	1:53.389	32.117	40.315	40.957	182.7	14:18.533	12	1	1:54.023	29.816	37.690	46.517	171.7	25:36.161
8	1	1:52.988	32.062	39.675	41.251	187.2	16:11.521	13	1	1:48.336	30.040	38.281	40.015	190.5	27:24.497
9	1	1:51.444	31.485	39.476	40.483	186.5	18:02.965	14	1	1:44.934	29.704	37.163	38.067	191.8	29:09.431
10	1	1:52.230	31.987	39.395	40.848	182.7	19:55.195	15	1	1:46.196	30.652	37.186	38.358	192.9	30:55.627
11	1	1:52.903	32.096	39.645	41.162	187.2	21:48.098	55 Porsche 911 1.Christophe VAN RIET 2.Raymond NARAC							
12	1	1:51.308	31.492	39.420	40.396	187.2	23:39.406	1	1	2:59.400	1:39.065	39.841	40.494	184.9	2:59.400
13	1	1:59.691	32.121	40.306	47.264	164.6	25:39.097	2	1	1:46.118	30.097	37.288	38.733	188.2	4:45.518
14	1	2:01.515	32.433	42.787	46.295	171.4	27:40.612	3	1	1:43.794	28.996	36.462	38.336	189.8	6:29.312
15	1	1:51.920	31.410	39.630	40.880	185.6	29:32.532	4	1	1:44.561	29.149	36.900	38.512	188.2	8:13.873
16	1	1:51.948	31.898	39.622	40.428	186.5	31:24.480	5	1	1:45.556	29.065	38.258	38.233	189.8	9:59.429
39 Porsche 911 1.Benji HETHERINGTON															
1	1	5:18.441	B 2:54.342	44.266	1:39.833		5:18.441	6	1	1:45.595	29.778	37.422	38.395	189.8	11:45.024
2	1	2:00.285	42.453	38.002	39.830	185.9	7:18.726	7	1	3:11.276	B 29.210	36.955	2:05.111		14:56.300
3	1	1:45.828	29.758	37.195	38.875	190.8	9:04.554	8	1	1:57.864	39.586	38.603	39.675	187.2	16:54.164
4	1	1:46.419	29.435	36.890	40.094	183.4	10:50.973	9	1	1:47.180	30.313	38.127	38.740	187.8	18:41.344
5	1	1:46.740	30.989	37.106	38.645	190.1	12:37.713	10	1	1:44.850	29.219	37.001	38.630	188.2	20:26.194
6	1	1:44.262	29.243	36.618	38.401	191.2	14:21.975	11	1	3:21.683	B 29.753	37.641	2:14.289		23:47.877
7	1	1:48.117	30.650	37.939	39.528	190.1	16:10.092	12	1	1:52.159	34.666	36.796	40.697	177.3	25:40.036
8	1	1:45.039	29.047	37.542	38.450	191.8	17:55.131	13	1	1:44.658	29.663	36.596	38.399	190.5	27:24.694
9	1	1:43.262	28.789	36.370	38.103	192.9	19:38.393	14	1	1:43.538	28.913	36.593	38.032	191.8	29:08.232
10	1	1:42.719	28.452	36.373	37.894	192.9	21:21.112	15	1	1:44.647	29.292	36.512	38.843	181.8	30:52.879
56 Porsche 911 1.Stéphane RUAUD 2.Christophe DECULTOT															



2.0L CUP
GRAND PRIX DE L'AGE D'OR
PRIVATE PRACTICE

Sector Analysis

Personal Best Session Best B Crossing the finish line in pit lane

Lap	D	Time	Sector 1	Sector 2	Sector 3	T. Spd	Elapsed	Lap	D	Time	Sector 1	Sector 2	Sector 3	T. Spd	Elapsed
1	1	3:11.744	1:37.888	47.681	46.175	172.8	3:11.744	9	1	1:44.504	28.853	36.997	38.654	187.2	18:32.919
2	1	4:24.810	B 37.008	45.425	3:02.377		7:36.554	10	1	1:44.231	28.819	36.925	38.487	189.1	20:17.150
3	1	2:03.275	42.803	40.047	40.425	180.3	9:39.829	11	1	1:45.593	29.072	37.491	39.030	186.5	22:02.743
4	1	1:50.491	31.599	38.967	39.925	181.8	11:30.320	12	1	1:43.937	28.792	36.645	38.500	186.9	23:46.680
5	1	1:49.944	30.680	39.385	39.879	182.4	13:20.264	13	1	1:51.562	28.871	36.879	45.812	166.4	25:38.242
6	1	1:49.155	29.728	38.364	41.063	168.2	15:09.419	14	1	1:45.174	29.229	37.076	38.869	187.8	27:23.416
7	1	1:49.803	30.359	38.859	40.585	168.7	16:59.222	15	1	1:43.721	28.585	36.794	38.342	188.8	29:07.137
8	1	1:50.765	30.486	38.740	41.539	169.8	18:49.987	16	1	1:44.561	28.534	37.378	38.649	189.5	30:51.698
9	1	1:50.492	31.108	38.815	40.569	169.5	20:40.479								
10	1	1:49.415	29.976	38.719	40.720	168.2	22:29.894								
11	1	1:51.966	31.335	39.078	41.553	169.0	24:21.860								
12	1	1:47.187	29.848	38.236	39.103	185.9	26:09.047								
13	1	1:47.074	29.419	38.174	39.481	185.2	27:56.121								
14	1	1:46.315	29.879	37.491	38.945	185.9	29:42.436								
15	1	1:50.971	29.438	37.476	44.057	185.9	31:33.407								

58 Porsche 911
1.Afschin FATEMI

1	1	2:54.987	1:24.695	44.012	46.280	155.2	2:54.987
2	1	1:58.163	34.370	41.745	42.048	175.3	4:53.150
3	1	1:55.695	32.055	42.773	40.867	185.2	6:48.845
4	1	1:47.621	30.074	38.265	39.282	193.2	8:36.466
5	1	1:50.043	30.101	39.648	40.294	191.2	10:26.509
6	1	1:46.641	30.380	37.237	39.024	194.6	12:13.150
7	1	3:48.454	B 30.703	38.472	2:39.279		16:01.604
8	1	1:54.749	36.850	38.828	39.071	194.2	17:56.353
9	1	3:17.079	B 30.441	38.253	2:08.385		21:13.432
10	1	1:59.110	41.219	38.543	39.348	194.6	23:12.542
11	1	1:48.081	30.698	36.896	40.487	190.1	25:00.623
12	1	1:47.593	29.699	38.724	39.170	194.6	26:48.216
13	1	1:47.662	31.856	37.152	38.654	194.2	28:35.878

59 Porsche 911
1.David HUXLEY
2.Nigel GREENSALL

1	1	3:11.358	1:49.323	40.110	41.925	181.8	3:11.358
2	1	1:46.058	30.442	36.866	38.750	187.5	4:57.416
3	1	1:46.080	29.433	37.519	39.128	190.5	6:43.496
4	1	1:46.396	29.908	37.865	38.623	191.5	8:29.892
5	1	1:49.626	29.710	40.299	39.617	188.2	10:19.518
6	1	1:45.804	29.589	37.646	38.569	189.5	12:05.322
7	1	1:45.510	29.159	36.815	39.536	185.9	13:50.832
8	1	3:49.751	B 29.628	37.693	2:42.430		17:40.583
9	1	1:53.123	37.209	37.244	38.670	188.8	19:33.706
10	1	1:44.909	28.945	37.146	38.818	187.2	21:18.615
11	1	1:45.426	29.599	36.821	39.006	187.5	23:04.041
12	1	1:46.293	29.525	36.705	40.063	185.2	24:50.334

61 Porsche 911
1.Bertrand PENLAE

1	1	3:01.037	1:40.994	39.751	40.292	183.1	3:01.037
2	1	1:47.246	29.631	37.536	40.079	183.1	4:48.283
3	1	1:47.281	30.039	37.689	39.553	184.3	6:35.564
4	1	1:46.133	29.733	37.438	38.962	186.9	8:21.697
5	1	3:05.961	B 28.810	39.804	1:57.347		11:27.658
6	1	1:50.945	34.769	37.313	38.863	185.2	13:18.603
7	1	1:44.902	28.987	36.934	38.981	186.5	15:03.505
8	1	1:44.910	29.109	37.068	38.733	186.9	16:48.415

64 Porsche 911
1.Andrew SMITH
2.Oliver BRYANT

1	1	2:42.945	1:27.850	36.815	38.280	188.2	2:42.945
2	1	1:41.071	28.257	35.449	37.365	192.2	4:24.016
3	1	1:40.675	27.862	35.429	37.384	192.5	6:04.691
4	1	8:05.381	B 28.709	37.580	6:59.092		14:10.072
5	1	1:53.485	37.658	37.557	38.270	190.5	16:03.557
6	1	1:41.560	27.995	35.909	37.656	191.5	17:45.117
7	1	1:41.270	27.854	35.876	37.540	192.9	19:26.387

65 Porsche 911
1.Erwin VAN LIESHOUT

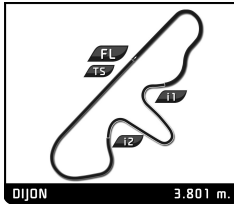
1	1	4:04.634	2:31.556	46.583	46.495	156.7	4:04.634
2	1	1:58.684	35.399	42.462	40.823	177.0	6:03.318
3	1	1:51.054	31.648	39.312	40.094	189.1	7:54.372
4	1	1:46.313	30.087	37.535	38.691	190.8	9:40.685
5	1	1:46.091	29.766	37.520	38.805	190.8	11:26.776
6	1	1:45.664	29.697	37.563	38.404	191.8	13:12.440
7	1	1:46.240	29.606	36.893	39.741	188.8	14:58.680
8	1	1:45.147	29.586	37.102	38.459	192.5	16:43.827
9	1	1:44.509	29.395	36.953	38.161	191.8	18:28.336
10	1	1:43.858	28.960	36.745	38.153	192.9	20:12.194
11	1	1:43.816	28.686	36.584	38.546	192.9	21:56.010
12	1	1:45.285	29.156	37.250	38.879	192.5	23:41.295
13	1	1:54.320	29.707	36.728	47.885	174.2	25:35.615
14	1	1:44.342	29.345	36.905	38.092	192.5	27:19.957
15	1	1:44.751	29.014	36.748	38.989	191.8	29:04.708
16	1	1:46.581	29.167	37.884	39.530	192.5	30:51.289

98 Porsche 911
1.Olivier TANCOGNE
2.Xavier GALANT

1	1	4:26.956	2:45.447	50.697	50.812	138.5	4:26.956
2	1	2:03.829	34.860	44.374	44.595	159.3	6:30.785
3	1	1:59.422	34.373	41.864	43.185	164.1	8:30.207
4	1	1:58.533	32.079	43.475	42.979	162.9	10:28.740
5	1	1:55.745	32.664	40.507	42.574	165.1	12:24.485
6	1	1:55.328	31.723	41.027	42.578	164.4	14:19.813
7	1	14:25.584	B 32.416	40.829	...		28:45.397
8	1	1:59.181	38.640	39.847	40.694	180.6	30:44.578

102 Porsche 911
1.Ian DALGLISH
2.James TURNER

1	1	3:01.503	1:41.888	39.838	39.777	191.2	3:01.503
2	1	1:47.118	29.751	38.690	38.677	192.5	4:48.621
3	1	1:45.357	29.269	37.406	38.682	191.5	6:33.978
4	1	1:46.463	29.902	38.217	38.344	192.2	8:20.441
5	1	1:45.972	29.226	38.176	38.570	192.9	10:06.413
6	1	1:45.400	29.660	37.058	38.682	191.5	11:51.813



2.0L CUP GRAND PRIX DE L'AGE D'OR PRIVATE PRACTICE

Sector Analysis

■ Personal Best
 ■ Session Best
 ■ Crossing the finish line in pit lane

Lap	D	Time	Sector 1	Sector 2	Sector 3	T. Spd	Elapsed	Lap	D	Time	Sector 1	Sector 2	Sector 3	T. Spd	Elapsed
7	1	1:45.795	28.945	38.147	38.703	191.8	13:37.608								
8	1	3:11.454 B	29.126	36.675	2:05.653		16:49.062								
9	1	1:58.602	37.924	38.542	42.136	189.8	18:47.664								
10	1	1:45.985	29.264	37.342	39.379	189.5	20:33.649								
11	1	1:44.281	29.409	36.360	38.512	192.9	22:17.930								
12	1	1:43.505	29.015	36.597	37.893	193.5	24:01.435								
13	1	1:43.160	28.881	36.489	37.790	195.3	25:44.595								
14	1	1:48.248	28.950	37.265	42.033	182.7	27:32.843								
15	1	1:43.154	29.228	36.008	37.918	194.6	29:15.997								
16	1	1:43.869	29.022	36.798	38.049	193.5	30:59.866								

165 Porsche 911
1.Mark BATES
2.James BATES

1	1	2:57.985	1:41.768	37.621	38.596	191.8	2:57.985
2	1	1:43.918	28.915	37.082	37.921	191.8	4:41.903
3	1	1:42.647	28.446	36.421	37.780	193.2	6:24.550
4	1	3:40.860 B	29.564	37.948	2:33.348		10:05.410
5	1	1:55.136	37.818	39.003	38.315	190.1	12:00.546
6	1	1:42.332	28.266	36.091	37.975	191.2	13:42.878
7	1	1:42.965	28.330	36.385	38.250	192.2	15:25.843
8	1	1:42.720	28.500	36.300	37.920	192.2	17:08.563
9	1	4:12.451 B	28.188	36.977	3:07.286		21:21.014
10	1	1:55.359	36.204	38.777	40.378	188.5	23:16.373
11	1	1:50.462	30.665	38.592	41.205	185.6	25:06.835
12	1	1:47.122	29.584	37.740	39.798	187.8	26:53.957
13	1	1:45.048	29.187	37.015	38.846	190.8	28:39.005
14	1	1:45.816	29.562	37.116	39.138	189.8	30:24.821

167 Porsche 911
1.Sandy WATSON
2.Martin O'CONNELL

1	1	21:46.917	...	37.400	39.119	187.5	21:46.917
2	1	1:44.207	28.397	37.138	38.672	187.8	23:31.124
3	1	1:45.689	29.063	37.149	39.477	186.2	25:16.813
4	1	1:43.766	28.366	36.877	38.523	188.2	27:00.579
5	1	1:43.282	28.325	36.586	38.371	189.1	28:43.861
6	1	1:43.415	28.331	36.366	38.718	188.8	30:27.276

169 Porsche 911
1.Johan-Frank DIRICKX
2.Quinten DEVREKER

1	1	4:02.849	2:30.570	46.641	45.638	170.9	4:02.849
2	1	1:52.946	31.766	39.794	41.386	183.1	5:55.795
3	1	1:48.646	31.051	38.215	39.380	184.3	7:44.441
4	1	1:48.451	30.839	38.191	39.421	184.3	9:32.892
5	1	1:48.390	30.291	38.301	39.798	184.3	11:21.282
6	1	1:48.088	30.020	38.236	39.832	184.0	13:09.370
7	1	1:50.263	31.576	39.278	39.409	187.2	14:59.633
8	1	1:52.495	31.589	40.184	40.722	184.3	16:52.128
9	1	3:19.706 B	32.932	41.540	2:05.234		20:11.834
10	1	1:56.613	41.006	37.352	38.255	188.2	22:08.447
11	1	1:43.915	28.664	36.942	38.309	188.8	23:52.362
12	1	1:47.293	28.673	36.529	42.091	175.6	25:39.655
13	1	1:44.408	28.885	36.770	38.753	189.1	27:24.063
14	1	1:43.643	28.422	37.032	38.189	190.8	29:07.706
15	1	1:44.889	28.894	37.094	38.901	173.6	30:52.595