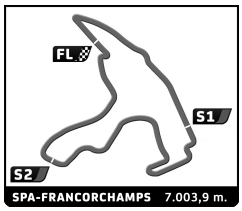

SIXTIES' ENDURANCE
SPA CLASSIC
RACE

Sector Analysis

Personal Best | Session Best | B Crossing the finish line in pit lane

2 — JAGUAR Type E 3.8L 1964 — GT4
1.Guy Fabrice MESTROT
2.José DA ROCHA

Lap	D	Time	Sector 1	Sector 2	Sector 3	T. Spd	Elapsed
1	1	3:21.988	1:01.456	1:29.364	51.168	162.7	3:21.988
2	1	3:07.455	51.671	1:26.151	49.633	177.0	6:29.443
3	1	3:03.604	51.630	1:23.943	48.031	181.5	9:33.047
4	1	3:01.212	51.644	1:22.260	47.308	184.6	12:34.259
5	1	3:04.768	51.162	1:23.333	50.273	174.2	15:39.027
6	1	3:05.660	51.526	1:23.938	50.196	173.1	18:44.687
7	1	3:03.759	51.071	1:23.506	49.182	172.2	21:48.446
8	1	5:03.977	1:23.244	2:19.401	1:21.332	75.3	26:52.423
9	1	5:14.129	1:30.649	2:14.807	1:28.673	76.7	32:06.552
10	1	5:17.140	1:38.910	2:12.166	1:26.064	87.7	37:23.692
11	1	4:24.885	1:33.440	1:46.226	1:05.219	92.2	41:48.577
12	1	3:03.470	52.376	1:23.607	47.487	178.5	44:52.047
13	1	3:01.627	50.387	1:23.594	47.646	180.9	47:53.674
14	1	3:17.755 B	51.701	1:22.038	1:04.016	188.5	51:11.429
15	1	9:30.433	7:15.405	1:25.851	49.177	160.5	1:00:41.862
16	1	3:05.711	52.321	1:24.798	48.592	187.5	1:03:47.573
17	1	3:04.538	52.276	1:23.660	48.602	178.8	1:06:52.111
18	1	3:06.299	52.748	1:24.555	48.996	172.5	1:09:58.410
19	1	3:05.805	52.867	1:24.329	48.609	156.1	1:13:04.215
20	1	3:02.942	52.230	1:22.903	47.809	172.8	1:16:07.157
21	1	3:06.746	52.941	1:25.241	48.564	169.8	1:19:13.903
22	1	3:07.398	52.305	1:24.531	50.562	155.2	1:22:21.301
23	1	3:05.123	52.119	1:23.804	49.200	166.4	1:25:26.424
24	1	3:04.218	51.733	1:23.487	48.998	186.5	1:28:30.642
25	1	3:04.665	51.742	1:24.149	48.774	163.9	1:31:35.307
26	1	3:04.035	51.655	1:23.019	49.361	174.5	1:34:39.342
27	1	3:26.565	59.255	1:31.162	56.148	152.5	1:38:05.907
28	1	4:17.589	1:04.236	1:45.919	1:27.434	142.9	1:42:23.496
29	1	3:52.828	1:26.341	1:37.467	49.020	81.9	1:46:16.324
30	1	3:05.108	51.901	1:23.743	49.464	173.6	1:49:21.432
31	1	3:05.607	51.726	1:24.381	49.500	176.8	1:52:27.039
32	1	3:07.546	52.475	1:25.398	49.673	158.8	1:55:34.585
33	1	3:06.193	52.319	1:24.500	49.374	179.4	1:58:40.778
34	1	3:08.258	53.116	1:24.399	50.743	162.2	2:01:49.036

3 — JAGUAR Type E 3.8L 1963 — GT4
1.Armand MILLE
2.Guillaume MAHE

Lap	D	Time	Sector 1	Sector 2	Sector 3	T. Spd	Elapsed
1	1	3:16.337	59.692	1:28.009	48.636	172.2	3:16.337
2	1	3:04.945	52.032	1:24.015	48.898	179.7	6:21.282
3	1	3:04.403	52.575	1:23.421	48.407	176.5	9:25.685
4	1	3:05.270	52.711	1:23.360	49.199	184.0	12:30.955
5	1	3:05.527	52.618	1:23.996	48.913	186.5	15:36.482
6	1	3:06.436	53.417	1:24.315	48.704	179.7	18:42.918
7	1	3:07.164	51.694	1:25.008	50.462	183.7	21:50.082
8	1	5:04.825	1:23.559	2:22.185	1:19.081	75.4	26:54.907
9	1	5:14.515	1:30.530	2:14.147	1:29.838	80.3	32:09.422
10	1	5:17.046	1:37.977	2:12.715	1:26.354	85.0	37:26.468
11	1	4:23.645	1:32.406	1:45.859	1:05.380	82.1	41:50.113
12	1	3:03.198	51.881	1:23.324	47.993	181.8	44:53.311
13	1	3:02.334	51.366	1:23.095	47.873	179.4	47:55.645
14	1	6:12.376 B					54:08.021
15	1	10:49.233 B	8:07.612	1:33.920	1:07.701	162.2	1:04:57.254

7 — JAGUAR Type E 3.8L 1961 — GT4
1.Alexis de BEAUMONT
2.John BUSSELL

Lap	D	Time	Sector 1	Sector 2	Sector 3	T. Spd	Elapsed
1	1	3:12.649	59.295	1:24.990	48.364	192.2	3:12.649
2	1	3:07.096	50.433	1:27.949	48.714	181.8	6:19.745
3	1	3:05.390	50.701	1:25.325	49.364	184.6	9:25.135
4	1	3:05.567	52.860	1:23.418	49.289	193.5	12:30.702
5	1	3:01.451	51.383	1:22.214	47.854	193.9	15:32.153
6	1	3:01.936	52.159	1:22.152	47.625	191.8	18:34.089
7	1	3:05.179	53.468	1:23.032	48.679	177.3	21:39.268
8	1	5:06.882	1:28.172	2:16.913	1:21.797	89.8	26:46.150
9	1	5:12.805	1:31.933	2:13.693	1:27.179	89.1	31:58.955
10	1	5:17.235	1:40.647	2:11.885	1:24.703	87.0	37:16.190
11	1	4:26.703	1:28.289	1:54.901	1:03.513	101.0	41:42.893
12	1	3:04.089	52.164	1:23.854	48.071	173.4	44:46.982
13	1	3:01.801	50.704	1:22.821	48.276	178.8	47:48.783
14	1	3:14.324 B	51.849	1:24.127	58.348	190.5	51:03.107
15	1	9:16.701	7:05.277	1:23.896	47.528	95.1	1:00:19.808
16	1	2:59.491	50.308	1:21.926	47.257	185.2	1:03:19.299
17	1	3:01.577	51.231	1:22.380	47.966	188.2	1:06:20.876
18	1	2:59.713	50.332	1:21.630	47.751	191.5	1:09:20.589
19	1	2:58.209	50.219	1:21.241	46.749	194.6	1:12:18.798
20	1	2:58.536	50.090	1:21.244	47.202	192.2	1:15:17.334
21	1	3:00.061	50.371	1:22.329	47.361	189.5	1:18:17.395
22	1	2:59.990	49.941	1:22.817	47.232	201.9	1:21:17.385
23	1	2:59.438	49.512	1:22.258	47.668	198.5	1:24:16.823
24	1	2:59.433	49.498	1:23.104	46.831	199.3	1:27:16.256
25	1	2:59.308	49.892	1:22.293	47.123	185.2	1:30:15.564
26	1	3:02.824	51.413	1:24.205	47.206	187.5	1:33:18.388
27	1	3:15.626	49.646	1:23.777	1:02.203	201.9	1:36:34.014
28	1	4:19.422	1:06.569	1:42.051	1:30.802	126.9	1:40:53.436
29	1	4:18.419	1:22.771	1:44.406	1:11.242	98.8	1:45:11.855
30	1	3:02.604	50.093	1:22.534	49.977	198.5	1:48:14.459
31	1	3:01.218	50.176	1:24.216	46.826	188.5	1:51:15.677
32	1	3:00.327	50.565	1:23.443	46.319	175.3	1:54:16.004
33	1	2:56.989	49.232	1:21.043	46.714	192.9	1:57:12.993
34	1	3:00.304	49.614	1:22.378	48.312	198.9	2:00:13.297
35	1	3:00.627	50.191	1:22.618	47.818	189.1	2:03:13.924

8 — SHELBY Cobra 289 1964 — GT5
1.Xavier GALANT
2.Vincent NEURRISSE

Lap	D	Time	Sector 1	Sector 2	Sector 3	T. Spd	Elapsed
1	1	5:35.457 B	1:05.179	2:35.708	1:54.570	167.4	5:35.457
2	1	8:12.654	5:53.909	1:28.165	50.580	161.2	13:48.111
3	1	3:07.099	52.481	1:25.416	49.202	169.8	16:55.210
4	1	3:55.274 B	59.658	1:46.154	1:09.462	169.5	20:50.484
5	1	6:06.053	2:24.417	2:23.125	1:18.511	71.1	26:56.537
6	1	5:14.453	1:30.471	2:15.357	1:28.625	74.3	32:10.990
7	1	5:17.619	1:38.408	2:11.507	1:27.704	89.0	37:28.609
8	1	4:21.823	1:31.370	1:45.503	1:04.950	80.2	41:50.432
9	1	3:06.598	52.135	1:25.059	49.404	173.6	44:57.030
10	1	3:04.199	51.611	1:24.019	48.569	187.8	48:01.229
11	1	3:03.803	51.412	1:23.961	48.430	191.2	51:05.032
12	1	3:00.905	51.017	1:22.669	47.219	173.6	54:05.937
13	1	3:15.538 B	51.148	1:23.218	1:01.172	189.1	57:21.475
14	1	10:50.495	8:35.905	1:25.057	49.533	177.9	1:08:11.970
15	1	3:07.572	53.121	1:25.004	49.447	178.5	1:11:19.542
16	1	3:05.906	52.008	1:24.637	49.261	195.3	1:14:25.448

EFG Private Banking
VICOMTE A. PARIS
ZENITH WATCHES

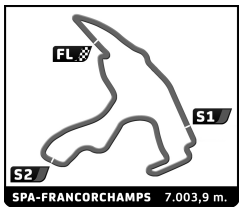

SIXTIES' ENDURANCE
SPA CLASSIC
RACE

Sector Analysis

Personal Best | Session Best | B Crossing the finish line in pit lane

Lap	D	Time	Sector 1	Sector 2	Sector 3	T. Spd	Elapsed
17	1	3:06.872	51.984	1:25.868	49.020	188.8	1:17:32.320
18	1	3:08.420	51.637	1:26.493	50.290	190.5	1:20:40.740
19	1	3:07.619	52.399	1:25.732	49.488	177.9	1:23:48.359
20	1	3:03.003	51.334	1:23.810	47.859	187.8	1:26:51.362
21	1	3:03.174	51.250	1:23.767	48.157	180.6	1:29:54.536
22	1	3:06.227	52.503	1:24.152	49.572	170.1	1:33:00.763
23	1	3:10.767	53.850	1:25.679	51.238	186.5	1:36:11.530
24	1	4:32.586	1:05.225	1:57.214	1:30.147	131.9	1:40:44.116
25	1	4:19.419	1:21.880	1:48.333	1:09.206	104.3	1:45:03.535
26	1	3:11.672	53.154	1:26.667	51.851	178.8	1:48:15.207
27	1	3:08.198	52.867	1:25.060	50.271	173.9	1:51:23.405
28	1	3:11.683	53.929	1:28.035	49.719	180.3	1:54:35.088
29	1	3:10.519	52.292	1:26.529	51.698	172.5	1:57:45.607
30	1	3:12.043	53.361	1:27.868	50.814	187.2	2:00:57.650

11 LOTUS Elan 26R 1964 — GT2
1.Grant TROMANS
2.Richard MEADEN

Lap	D	Time	Sector 1	Sector 2	Sector 3	T. Spd	Elapsed
1	1	3:05.560	54.785	1:22.693	48.082	192.2	3:05.560
2	1	3:03.111	51.733	1:22.597	48.781	189.5	6:08.671
3	1	3:01.264	51.226	1:22.766	47.272	190.8	9:09.935
4	1	2:58.575	50.956	1:20.584	47.035	198.9	12:08.510
5	1	3:00.149	50.753	1:20.303	49.093	203.8	15:08.659
6	1	3:01.489	51.527	1:21.540	48.422	174.2	18:10.148
7	1	3:00.810	52.499	1:21.062	47.249	188.2	21:10.958
8	1	3:34.300	55.141	1:40.198	58.961	152.1	24:45.258
9	1	4:59.147	1:04.697	2:37.053	1:17.397	111.0	29:44.405
10	1	5:07.330	2:02.776	1:45.281	1:19.273	128.7	34:51.735
11	1	4:47.069	1:17.168	2:03.749	1:26.152	120.5	39:38.804
12	1	3:59.317	1:31.119	1:37.004	51.194	98.9	43:38.121
13	1	3:10.645	54.291	1:24.498	51.856	194.9	46:48.766
14	1	3:03.764	55.208	1:20.772	47.784	196.4	49:52.530
15	1	3:01.053	50.589	1:22.674	47.790	188.5	52:53.583
16	1	3:02.370	51.815	1:21.927	48.628	196.0	55:55.953
17	1	3:17.500 B	54.491	1:23.229	59.780	170.1	59:13.453

12 SHELBY Cobra 289 1965 — GT5
1.Jean LEGRAS
2.Jean-Philippe DEBRIE

Lap	D	Time	Sector 1	Sector 2	Sector 3	T. Spd	Elapsed
1	1	3:59.351	1:32.296	1:34.071	52.984	162.7	3:59.351
2	1	3:20.067	55.847	1:31.827	52.393	166.7	7:19.418
3	1	3:18.663	55.189	1:28.836	54.638	161.4	10:38.081
4	1	3:12.929	54.843	1:27.417	50.669	171.2	13:51.010
5	1	3:11.187	54.392	1:26.385	50.410	172.0	17:02.197
6	1	3:15.349	54.186	1:29.280	51.883	177.6	20:17.546
7	1	4:02.324	55.490	1:49.887	1:16.947	172.2	24:19.870
8	1	5:08.792	1:12.135	2:35.556	1:21.101	141.2	29:28.662
9	1	5:10.985	1:53.691	1:55.518	1:21.776	127.7	34:39.647
10	1	4:44.435	1:15.206	2:02.635	1:26.594	120.3	39:24.082
11	1	4:08.531	1:29.916	1:45.524	53.091	98.5	43:32.613
12	1	3:17.376	55.225	1:28.637	53.514	173.9	46:49.989
13	1	3:11.020	54.756	1:26.195	50.069	171.2	50:01.009
14	1	3:09.367	54.235	1:25.627	49.505	169.3	53:10.376
15	1	3:29.154 B	54.681	1:25.379	1:09.094	172.8	56:39.530
16	1	9:33.465	6:58.856	1:39.491	55.118	154.3	1:06:12.995
17	1	3:34.545	58.974	1:38.663	56.908	143.8	1:09:47.540
18	1	3:34.365	59.270	1:39.264	55.831	145.4	1:13:21.905
19	1	3:27.655	58.553	1:35.055	54.047	148.8	1:16:49.560
20	1	3:34.107	57.155	1:35.920	1:01.032	163.1	1:20:23.667
21	1	4:29.145 B	1:02.074	2:02.620	1:24.451	145.0	1:24:52.812
22	1	20:32.053	...	1:39.151	1:10.402	91.6	1:45:24.865
23	1	3:37.384 B	56.321	1:28.689	1:12.374	150.6	1:49:02.249
24	1	8:44.367	6:19.370	1:31.459	53.538	147.3	1:57:46.616
25	1	3:19.266	55.967	1:31.212	52.087	141.9	2:01:05.882

13 SHELBY Cobra 289 1963 — GT5
1.Shaun LYNN

Lap	D	Time	Sector 1	Sector 2	Sector 3	T. Spd	Elapsed
1	1	3:48.358	1:31.503	1:26.354	50.501	173.9	3:48.358
2	1	3:02.346	51.266	1:22.387	48.693	193.2	6:50.704
3	1	3:08.284	51.349	1:26.285	50.650	184.6	9:58.988
4	1	2:57.608	49.067	1:21.860	46.681	181.2	12:56.596
5	1	2:56.817	48.864	1:21.397	46.556	198.5	15:53.413
6	1	2:57.658	48.075	1:21.623	47.960	193.9	18:51.071
7	1	2:58.695	48.068	1:21.683	48.944	187.2	21:49.766
8	1	5:04.131	1:23.227	2:21.378	1:19.526	73.1	26:53.897
9	1	5:14.021	1:30.371	2:14.367	1:29.283	84.8	32:07.918
10	1	5:16.870	1:38.481	2:12.474	1:25.915	87.4	37:24.788
11	1	4:24.122	1:33.087	1:46.305	1:04.730	85.1	41:48.910
12	1	3:01.455	50.081	1:23.506	47.868	178.2	44:50.365
13	1	3:16.384 B	49.791	1:25.623	1:00.970	184.6	48:06.749

14 SHELBY Cobra 289 1963 — GT5
1.Carlos MONTEVERDE
2.Gary PEARSON

Lap	D	Time	Sector 1	Sector 2	Sector 3	T. Spd	Elapsed
1	1	2:54.763	49.474	1:19.283	46.006	213.9	2:54.763
2	1	2:56.879	48.157	1:22.432	46.290	198.5	5:51.642
3	1	2:53.533	47.793	1:20.136	45.604	207.3	8:45.175
4	1	2:54.115	47.716	1:20.228	46.171	205.7	11:39.290
5	1	3:02.970	48.462	1:21.367	53.141	205.7	14:42.260
6	1	2:57.512	48.905	1:20.626	47.981	199.3	17:39.772
7	1	2:56.947	47.925	1:21.943	47.079	195.7	20:36.719
8	1	3:47.340	48.280	1:42.628	1:16.432	199.6	24:24.059
9	1	5:10.187	1:14.214	2:36.732	1:19.241	128.4	29:34.246
10	1	5:09.902	1:56.568	1:52.269	1:21.065	133.2	34:44.148
11	1	4:44.500	1:14.807	2:03.981	1:25.712	121.2	39:28.648
12	1	3:58.983	1:30.017	1:41.302	47.664	102.3	43:27.631
13	1	3:01.837	48.070	1:24.944	48.823	185.2	46:29.468
14	1	3:02.911 B	47.746	1:21.615	53.550	200.4	49:32.379
15	1	8:44.206	6:37.904	1:20.648	45.654	182.4	58:16.585
16	1	2:53.494	48.259	1:20.054	45.181	190.5	1:01:10.079
17	1	2:53.056	47.484	1:19.852	45.720	196.0	1:04:03.135
18	1	2:52.640	47.630	1:19.619	45.391	196.4	1:06:55.775
19	1	2:56.698	49.018	1:22.235	45.445	191.8	1:09:52.473
20	1	2:55.814	47.681	1:21.045	47.088	197.4	1:12:48.287
21	1	2:54.302	47.542	1:20.449	46.311	196.0	1:15:42.589
22	1	2:55.715	47.820	1:20.991	46.904	204.2	1:18:38.304
23	1	2:54.418	48.128	1:20.065	46.225	202.2	1:21:32.722
24	1	2:54.207	47.544	1:20.191	46.472	193.2	1:24:26.929
25	1	2:54.505	47.587	1:21.301	45.617	191.5	1:27:21.434
26	1	2:54.684	48.187	1:21.183	45.314	194.2	1:30:16.118
27	1	2:58.379	50.514	1:22.108	45.757	185.6	1:33:14.497
28	1	3:03.753	48.744	1:20.987	54.022	184.9	1:36:18.250
29	1	4:29.259	1:02.294	1:56.034	1:30.931	134.0	1:40:47.509
30	1	4:18.573	1:21.327	1:47.524	1:09.722	114.2	1:45:06.082
31	1	2:59.949	50.034	1:22.211	47.704	179.7	1:48:06.031
32	1	2:55.564	48.687	1:21.081	45.796	184.6	1:51:01.595
33	1	2:53.227	47.726	1:20.415	45.086	180.0	1:53:54.822

EFG Private Banking
VICOMTE A. PARIS
ZENITH WATCHES

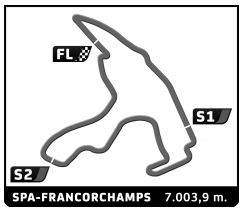

SIXTIES' ENDURANCE
SPA CLASSIC
RACE
Sector Analysis

Personal Best | Session Best | B Crossing the finish line in pit lane

Lap	D	Time	Sector 1	Sector 2	Sector 3	T. Spd	Elapsed
34	1	2:55.592	47.765	1:21.859	45.968	185.2	1:56:50.414
35	1	2:55.065	47.912	1:21.180	45.973	184.3	1:59:45.479
36	1	2:53.851	47.723	1:20.678	45.450	181.5	2:02:39.330

16 PORSCHE 911 2L 1965
1.Damien KOHLER
2.Marc DE SIEBENTHAL
GT2

Lap	D	Time	Sector 1	Sector 2	Sector 3	T. Spd	Elapsed
1	1	3:32.004	1:13.554	1:27.033	51.417	189.8	3:32.004
2	1	3:17.297	54.914	1:28.285	54.098	182.7	6:49.301
3	1	3:18.050	55.252	1:29.042	53.756	183.7	10:07.351
4	1	3:14.263	53.957	1:27.774	52.532	192.2	13:21.614
5	1	3:11.779	55.732	1:24.673	51.374	191.5	16:33.393
6	1	3:12.561	55.568	1:25.095	51.898	193.9	19:45.954
7	1	4:12.998	55.341	1:54.819	1:22.838	188.8	23:58.952
8	1	5:10.391	1:13.126	2:27.158	1:30.107	101.3	29:09.343
9	1	5:09.398	1:44.326	1:59.835	1:25.237	84.6	34:18.741
10	1	4:45.780	1:19.388	1:58.627	1:27.765	84.2	39:04.521
11	1	4:13.163	1:30.018	1:51.723	51.422	88.7	43:17.684
12	1	3:15.550	54.144	1:27.383	54.023	182.1	46:33.234
13	1	3:09.933	55.028	1:24.891	50.014	189.5	49:43.167
14	1	3:10.701	54.475	1:25.922	50.304	191.8	52:53.868
15	1	3:09.260	53.967	1:24.174	51.119	196.0	56:03.128
16	1	3:20.485 B	55.085	1:26.342	59.058	167.7	59:23.613
17	1	8:47.070	6:29.951	1:26.868	50.251	180.6	1:08:10.683
18	1	3:12.976	56.460	1:25.662	50.854	184.9	1:11:23.659
19	1	3:09.799	54.352	1:25.743	49.704	194.6	1:14:33.458
20	1	3:08.699	54.761	1:24.387	49.551	196.0	1:17:42.157
21	1	3:07.245	53.851	1:24.321	49.073	194.9	1:20:49.402
22	1	3:08.147	53.740	1:24.668	49.739	198.2	1:23:57.549
23	1	3:08.207	53.893	1:24.910	49.404	196.4	1:27:05.756
24	1	3:07.646	54.237	1:24.305	49.104	192.9	1:30:13.402
25	1	3:11.035	55.767	1:25.323	49.945	184.9	1:33:24.437
26	1	3:19.722	55.018	1:25.202	59.502	191.2	1:36:44.159
27	1	4:17.773	1:07.852	1:36.720	1:33.201	129.7	1:41:01.932
28	1	4:15.949	1:22.450	1:41.829	1:11.670	78.5	1:45:17.881
29	1	3:15.217	56.531	1:27.961	50.725	175.6	1:48:33.098
30	1	3:09.083	53.596	1:24.455	51.032	195.7	1:51:42.181
31	1	3:09.840	55.404	1:25.079	49.357	188.2	1:54:52.021
32	1	3:07.669	53.931	1:24.443	49.295	194.2	1:57:59.690
33	1	3:08.126	54.209	1:24.272	49.645	198.9	2:01:07.816

17 PORSCHE 356 BT5 K-Hardtop 1961
1.Eric GOERTZ
GT2

Lap	D	Time	Sector 1	Sector 2	Sector 3	T. Spd	Elapsed
1	1	6:13.331	3:26.298	1:46.002	1:01.031	143.6	6:13.331
2	1	3:54.168	1:09.256	1:42.710	1:02.202	136.0	10:07.499
3	1	3:50.144	1:08.915	1:42.055	59.174	143.6	13:57.643
4	1	3:46.541	1:06.179	1:40.320	1:00.042	145.7	17:44.184
5	1	3:45.771	1:04.964	1:41.190	59.617	143.8	21:29.955
6	1	4:18.352	1:12.860	1:58.250	1:07.242	126.3	25:48.307
7	1	4:25.727	1:17.369	2:00.897	1:07.461	124.1	30:14.034
8	1	4:49.398	1:51.732	1:49.664	1:08.002	140.6	35:03.432
9	1	4:49.245	1:13.566	2:06.376	1:29.303	123.4	39:52.677
10	1	4:08.881	1:30.086	1:40.583	58.212	104.8	44:01.558
11	1	3:49.592	1:07.703	1:40.381	1:01.508	144.4	47:51.150
12	1	3:48.212	1:05.829	1:40.655	1:01.728	149.6	51:39.362
13	1	3:44.448	1:05.776	1:40.373	58.299	144.0	55:23.810
14	1	3:45.090	1:05.423	1:39.820	59.847	141.4	59:08.900
15	1	3:49.478	1:07.272	1:43.193	59.013	145.7	1:02:58.378
16	1	3:47.610	1:06.901	1:40.688	1:00.021	151.7	1:06:45.988
17	1	3:53.975 B	1:05.779	1:39.446	1:08.750	150.4	1:10:39.963
18	1	10:06.105	7:23.033	1:42.202	1:00.870	139.2	1:20:46.068
19	1	3:44.485	1:04.483	1:40.430	59.572	154.5	1:24:30.553
20	1	3:41.895	1:04.406	1:39.257	58.232	151.5	1:28:12.448
21	1	3:40.474	1:03.781	1:38.326	58.367	155.8	1:31:52.922
22	1	3:42.900	1:04.054	1:40.238	58.608	151.3	1:35:35.822
23	1	4:52.011	1:16.431	2:07.702	1:27.878	86.5	1:40:27.833
24	1	4:26.119	1:22.298	1:51.824	1:11.997	96.9	1:44:53.952
25	1	3:50.543	1:10.277	1:42.138	58.128	135.0	1:48:44.495
26	1	3:44.689	1:03.649	1:39.353	1:01.687	153.2	1:52:29.184
27	1	3:42.055	1:04.837	1:39.007	58.211	144.6	1:56:11.239
28	1	3:42.544	1:05.557	1:36.515	1:00.472	148.6	1:59:53.783
29	1	3:42.724	1:04.284	1:38.921	59.519	145.7	2:03:36.507

19 JAGUAR Type E 3.8L 1963
1.Charles de VILLAUCOURT
2.Ghislain BORRELLY
GT4

Lap	D	Time	Sector 1	Sector 2	Sector 3	T. Spd	Elapsed
1	1	3:29.545	1:07.904	1:29.953	51.688	163.4	3:29.545
2	1	3:10.996	52.405	1:28.370	50.221	164.1	6:40.541
3	1	3:06.291	52.273	1:24.983	49.035	164.1	9:46.832
4	1	3:05.928	51.564	1:24.467	49.897	163.6	12:52.760
5	1	3:43.237 B	57.495	1:37.483	1:08.259	139.4	16:35.997
6	1	:10:22.525	...	1:39.904	52.378	139.7	1:26:58.522
7	1	3:10.996	53.832	1:28.318	48.846	167.2	1:30:09.518
8	1	3:10.235	51.878	1:26.144	52.213	166.4	1:33:19.753
9	1	3:21.033	52.066	1:29.358	59.609	174.2	1:36:40.786
10	1	4:17.994	1:08.006	1:38.011	1:31.977	135.8	1:40:58.780
11	1	4:17.266	1:22.540	1:43.014	1:11.712	77.7	1:45:16.046
12	1	3:07.976	52.557	1:26.490	48.929	163.4	1:48:24.022
13	1	3:09.248	54.149	1:26.732	48.367	163.4	1:51:33.270
14	1	3:09.172	51.380	1:25.862	51.930	175.6	1:54:42.442
15	1	3:08.017	52.697	1:26.008	49.312	148.1	1:57:50.459
16	1	3:10.070	52.003	1:27.287	50.780	153.2	2:01:00.529

20 SHELBY Mustang 350 GT 1965
1.Christian DUMOLIN
2.Pierre-Alain THIBAUT
GT5

Lap	D	Time	Sector 1	Sector 2	Sector 3	T. Spd	Elapsed
1	1	3:23.721	1:02.223	1:29.746	51.752	166.7	3:23.721
2	1	3:09.173	52.840	1:26.221	50.112	185.9	6:32.894
3	1	3:07.975	54.527	1:24.529	48.919	175.9	9:40.869
4	1	3:05.249	53.002	1:23.934	48.313	174.5	12:46.118
5	1	3:06.685	52.253	1:25.684	48.748	176.2	15:52.803
6	1	3:04.954	51.916	1:23.823	49.215	170.3	18:57.757
7	1	3:10.041	53.783	1:24.066	52.192	179.1	22:07.798
8	1	4:58.469	1:14.362	2:31.911	1:12.196	73.1	27:06.267
9	1	5:13.821	1:28.432	2:21.095	1:24.294	66.3	32:20.088
10	1	5:16.824	1:47.252	2:03.182	1:26.390	124.4	37:36.912
11	1	4:22.076	1:32.803	1:44.129	1:05.144	124.4	41:58.988
12	1	3:09.456	52.496	1:26.492	50.468	184.9	45:08.444
13	1	3:09.595	52.560	1:26.885	50.150	173.6	48:18.039
14	1	3:09.963	52.238	1:27.051	50.674	176.2	51:28.002
15	1	3:21.424 B	52.611	1:26.815	1:01.998	178.5	54:49.426
16	1	9:39.068	7:25.715	1:23.513	49.840	174.8	1:04:28.494
17	1	3:03.117	52.382	1:22.815	47.920	173.6	1:07:31.611
18	1	3:02.873	51.075	1:23.559	48.239	176.8	1:10:34.484
19	1	3:03.125	51.394	1:22.836	48.895	180.0	1:13:37.609
20	1	3:02.691	52.878	1:22.446	47.367	176.5	1:16:40.300
21	1	2:59.225	50.416	1:22.103	46.706	182.4	1:19:39.525

EFG Private Banking
VICOMTE A. PARIS
ZENITH WATCHES

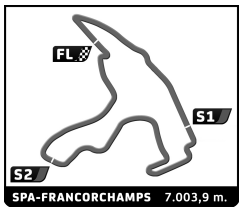

SIXTIES' ENDURANCE
SPA CLASSIC
RACE

Sector Analysis

Personal Best | Session Best | B Crossing the finish line in pit lane

Lap	D	Time	Sector 1	Sector 2	Sector 3	T. Spd	Elapsed
22	1	2:59.652	50.391	1:22.223	47.038	187.2	1:22:39.177
23	1	3:02.424	51.836	1:23.285	47.303	173.1	1:25:41.601
24	1	3:00.772	51.509	1:22.041	47.222	181.8	1:28:42.373
25	1	3:01.482	50.463	1:22.483	48.536	175.9	1:31:43.855
26	1	3:02.397	51.136	1:22.307	48.954	175.0	1:34:46.252
27	1	3:22.032	55.780	1:32.484	53.768	160.7	1:38:08.284
28	1	4:18.793	1:03.706	1:46.642	1:28.445	138.8	1:42:27.077
29	1	3:50.544	1:26.180	1:34.406	49.958	79.2	1:46:17.621
30	1	3:02.919	51.152	1:23.466	48.301	172.8	1:49:20.540
31	1	3:00.063	50.333	1:22.045	47.685	181.2	1:52:20.603
32	1	3:00.164	50.485	1:22.785	46.894	186.5	1:55:20.767
33	1	2:59.949	50.319	1:22.635	46.995	185.6	1:58:20.716
34	1	3:01.745	50.309	1:24.647	46.789	182.1	2:01:22.461

22 JAGUAR Type E 3.8L 1961
1.Martin STRETTON — GT4

Lap	D	Time	Sector 1	Sector 2	Sector 3	T. Spd	Elapsed
1	1	2:58.793	51.616	1:20.920	46.257	200.7	2:58.793
2	1	2:58.146	48.720	1:22.063	47.363	186.5	5:56.939
3	1	2:57.244	49.211	1:20.422	47.611	185.2	8:54.183
4	1	2:59.493	50.923	1:21.292	47.278	178.2	11:53.676
5	1	3:01.494	50.385	1:23.722	47.387	167.2	14:55.170
6	1	3:00.083	51.308	1:21.804	46.971	183.1	17:55.253
7	1	2:59.903	49.745	1:22.017	48.141	183.7	20:55.156
8	1	3:41.309	54.119	1:44.868	1:02.322	140.1	24:36.465
9	1	5:05.099	1:08.625	2:37.017	1:19.457	117.4	29:41.564
10	1	5:07.472	1:59.837	1:48.016	1:19.619	117.9	34:49.036
11	1	4:46.149	1:16.735	2:03.925	1:25.489	109.3	39:35.185
12	1	4:04.394	1:30.749	1:39.611	54.034	90.3	43:39.579
13	1	3:04.257	51.910	1:24.615	47.732	181.8	46:43.836
14	1	2:59.847	49.467	1:23.593	46.787	175.3	49:43.683
15	1	2:57.866	49.386	1:22.139	46.341	184.0	52:41.549
16	1	2:58.114	49.149	1:21.736	47.229	190.1	55:39.663
17	1	2:55.984	49.685	1:20.054	46.245	177.3	58:35.647
18	1	2:55.770	49.614	1:20.136	46.020	185.6	1:01:31.417
19	1	2:58.210	49.490	1:20.529	48.191	185.6	1:04:29.627
20	1	3:04.535 B	49.430	1:19.815	55.290	178.8	1:07:34.162
21	1	8:39.843	6:32.569	1:21.716	45.558	185.2	1:16:14.005
22	1	2:53.715	48.554	1:19.812	45.349	192.2	1:19:07.720
23	1	2:54.487	49.288	1:20.146	45.053	187.8	1:22:02.207
24	1	2:56.509	50.119	1:20.083	46.307	186.5	1:24:58.716
25	1	2:54.711	48.185	1:19.911	46.615	200.0	1:27:53.427
26	1	2:54.170	48.439	1:19.560	46.171	187.8	1:30:47.597
27	1	2:54.463	49.431	1:19.233	45.799	188.5	1:33:42.060
28	1	3:11.274	48.581	1:23.828	58.865	193.2	1:36:53.334
29	1	4:15.532	1:04.796	1:37.196	1:33.540	104.7	1:41:08.866
30	1	4:13.630	1:21.366	1:41.171	1:11.093	63.7	1:45:22.496
31	1	2:57.625	49.957	1:21.932	45.736	178.5	1:48:20.121
32	1	2:56.949	50.925	1:20.617	45.407	185.2	1:51:17.070
33	1	2:57.288	48.772	1:23.110	45.406	187.5	1:54:14.358
34	1	2:55.228	49.471	1:19.505	46.252	186.5	1:57:09.586
35	1	2:59.360	49.940	1:22.228	47.192	191.8	2:00:08.946
36	1	2:59.945	50.297	1:22.412	47.236	168.2	2:03:08.891

24 PORSCHE 911 2L 1965
1.Didier DENAT — GT2

Lap	D	Time	Sector 1	Sector 2	Sector 3	T. Spd	Elapsed
1	1	3:54.807	1:34.565	1:28.517	51.725	184.0	3:54.807
2	1	3:14.469	56.358	1:26.294	51.817	188.8	7:09.276
3	1	3:12.472	56.154	1:25.042	51.276	193.2	10:21.748
4	1	3:10.745	55.085	1:25.087	50.573	192.9	13:32.493
5	1	3:10.330	54.165	1:25.903	50.262	197.4	16:42.823
6	1	3:09.993	55.042	1:24.868	50.083	192.5	19:52.816
7	1	4:12.187	54.960	1:53.633	1:23.594	194.2	24:05.003
8	1	5:11.115	1:13.076	2:30.151	1:27.888	107.4	29:16.118
9	1	5:10.412	1:43.782	2:01.395	1:25.235	100.9	34:26.530
10	1	4:45.228	1:18.240	1:57.336	1:29.652	88.4	39:11.758
11	1	4:10.392	1:29.880	1:48.783	51.729	84.4	43:22.150
12	1	3:14.990	55.197	1:27.526	52.267	173.4	46:37.140
13	1	3:12.821	54.970	1:26.893	50.958	180.9	49:49.961
14	1	3:11.836	54.396	1:25.318	52.122	191.8	53:01.797
15	1	3:08.798	54.665	1:24.305	49.828	190.5	56:10.595
16	1	3:10.407	53.945	1:26.215	50.247	193.5	59:21.002
17	1	3:18.689 B	54.468	1:24.682	59.539	179.4	1:02:39.691
18	1	8:49.328	6:33.499	1:25.674	50.155	183.1	1:11:29.019
19	1	3:11.527	55.458	1:25.675	50.394	184.3	1:14:40.546
20	1	3:11.996	54.824	1:26.469	50.703	193.2	1:17:52.542
21	1	3:12.886	55.154	1:26.430	51.302	191.8	1:21:05.428
22	1	3:13.517	55.217	1:26.738	51.562	182.1	1:24:18.945
23	1	3:13.207	56.293	1:26.021	50.893	188.5	1:27:32.152
24	1	3:11.684	55.045	1:25.993	50.646	192.2	1:30:43.836
25	1	3:12.178	54.911	1:26.761	50.506	188.5	1:33:56.014
26	1	3:25.655	54.618	1:26.388	1:04.649	189.1	1:37:21.669
27	1	4:54.908	1:25.151	2:03.359	1:26.398	88.7	1:42:16.577
28	1	3:55.614	1:27.283	1:37.025	51.306	86.7	1:46:12.191
29	1	3:12.004	54.727	1:26.315	50.962	184.6	1:49:24.195
30	1	3:11.578	54.613	1:25.777	51.188	189.1	1:52:35.773
31	1	3:13.284	55.618	1:26.914	50.752	188.8	1:55:49.057
32	1	3:11.542	54.580	1:26.062	50.900	188.8	1:59:00.599
33	1	3:12.044	54.912	1:26.440	50.692	193.5	2:02:12.643

25 LISTER Knobbly 1958
1.Jan GIJZEN
2.Anthony SCHRAUWEN — SP4

Lap	D	Time	Sector 1	Sector 2	Sector 3	T. Spd	Elapsed
1	1	4:07.437 B	1:14.914	1:39.561	1:12.962	172.5	4:07.437

26 LOTUS Elan 26R 1965
1.Nick PINK
2.Chris FOX — GT2

Lap	D	Time	Sector 1	Sector 2	Sector 3	T. Spd	Elapsed
1	1	3:27.352	1:07.626	1:27.849	51.877	171.4	3:27.352
2	1	3:18.954	55.034	1:30.516	53.404	160.5	6:46.306
3	1	3:15.752	54.052	1:30.125	51.575	181.2	10:02.058
4	1	3:10.519	54.259	1:25.774	50.486	183.1	13:12.577
5	1	3:11.047	53.633	1:25.684	51.730	177.9	16:23.624
6	1	3:09.209	53.893	1:25.133	50.183	180.9	19:32.833
7	1	3:13.870	53.370	1:28.583	51.917	185.6	22:46.703
8	1	4:33.047	59.802	2:21.817	1:11.428	129.8	27:19.750
9	1	5:12.260	1:32.016	2:17.464	1:22.780	128.4	32:32.010
10	1	5:16.957	1:48.784	2:00.090	1:28.083	90.5	37:48.967
11	1	4:25.124	1:31.864	1:46.004	1:07.256	102.0	42:14.091
12	1	3:13.381	56.096	1:26.136	51.149	177.0	45:27.472
13	1	3:12.592	54.277	1:27.080	51.235	167.7	48:40.064
14	1	3:11.446	53.970	1:26.041	51.435	178.8	51:51.510
15	1	3:14.272	54.583	1:28.155	51.534	167.4	55:05.782
16	1	3:09.323	53.921	1:25.390	50.012	180.3	58:15.105
17	1	3:09.190	53.813	1:24.809	50.568	188.8	1:01:24.295
18	1	3:21.220 B	52.955	1:25.527	1:02.738	183.1	1:04:45.515
19	1	8:57.752	6:42.085	1:25.662	50.005	163.4	1:13:43.267

EFG Private Banking
VICOMTE A. PARIS
ZENITH WATCHES

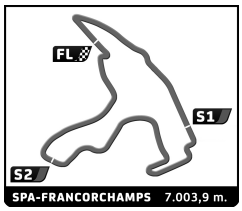

SIXTIES' ENDURANCE
SPA CLASSIC
RACE

Sector Analysis

Personal Best | Session Best | B Crossing the finish line in pit lane

Lap	D	Time	Sector 1	Sector 2	Sector 3	T. Spd	Elapsed
20	1	3:10.431	54.566	1:26.900	48.965	175.3	1:16:53.698
21	1	3:08.333	53.461	1:24.346	50.526	181.2	1:20:02.031
22	1	3:09.487	54.600	1:25.249	49.638	188.8	1:23:11.518
23	1	3:09.081	53.914	1:26.144	49.023	186.9	1:26:20.599
24	1	3:06.489	52.472	1:24.558	49.459	196.0	1:29:27.088
25	1	3:12.309	55.298	1:26.332	50.679	183.1	1:32:39.397
26	1	3:08.747	53.145	1:25.188	50.414	194.9	1:35:48.144
27	1	4:43.053	1:06.674	2:08.504	1:27.875	80.2	1:40:31.197
28	1	4:23.487	1:22.563	1:50.580	1:10.344	109.4	1:44:54.684
29	1	3:11.665	53.530	1:28.066	50.069	163.9	1:48:06.349
30	1	3:09.490	53.933	1:26.071	49.486	186.5	1:51:15.839
31	1	3:07.406	52.500	1:25.780	49.126	199.3	1:54:23.245
32	1	3:05.401	52.664	1:24.375	48.362	194.9	1:57:28.646
33	1	3:09.582	53.391	1:26.085	50.106	191.2	2:00:38.228
34	1	3:08.378	53.116	1:24.659	50.603	195.3	2:03:46.606

30 SHELBY Cobra 289 1965
1.Frédéric JOUSSET — GT5

Lap	D	Time	Sector 1	Sector 2	Sector 3	T. Spd	Elapsed
1	1	3:11.060	58.518	1:24.514	48.028	195.3	3:11.060
2	1	3:05.879	50.858	1:27.537	47.484	203.8	6:16.939
3	1	3:00.904	50.093	1:23.873	46.938	201.9	9:17.843
4	1	2:59.706	49.463	1:23.472	46.771	197.4	12:17.549
5	1	2:58.042	48.925	1:22.193	46.924	210.1	15:15.591
6	1	3:01.275	50.452	1:23.641	47.182	200.4	18:16.866
7	1	2:57.752	48.755	1:22.074	46.923	215.6	21:14.618
8	1	3:31.556	52.931	1:40.386	58.239	138.5	24:46.174
9	1	4:59.773	1:04.677	2:39.736	1:15.360	115.1	29:45.947
10	1	5:09.628	2:02.836	1:47.891	1:18.901	123.7	34:55.575
11	1	4:49.636	1:15.147	2:04.074	1:30.415	113.9	39:45.211
12	1	3:54.272	1:27.191	1:35.932	51.149	90.5	43:39.483
13	1	3:00.452	49.224	1:23.156	48.072	186.2	46:39.935
14	1	3:02.922	50.174	1:25.205	47.543	190.1	49:42.857
15	1	2:58.270	48.631	1:23.318	46.321	196.4	52:41.127
16	1	2:59.218	48.524	1:24.103	46.591	220.0	55:40.345
17	1	2:59.460	51.161	1:22.407	45.892	181.8	58:39.805
18	1	2:58.645	48.861	1:22.359	47.425	196.7	1:01:38.450
19	1	2:59.717	48.854	1:22.723	48.140	188.8	1:04:38.167
20	1	2:58.396	49.128	1:22.121	47.147	186.9	1:07:36.563
21	1	3:11.274 B	49.057	1:22.901	59.316	183.4	1:10:47.837
22	1	8:33.732	6:25.278	1:22.011	46.443	183.1	1:19:21.569
23	1	2:59.706	48.607	1:22.049	49.050	207.7	1:22:21.275
24	1	3:00.663	48.924	1:24.526	47.213	194.2	1:25:21.938
25	1	2:59.089	49.239	1:23.413	46.437	177.9	1:28:21.027
26	1	3:00.693	50.595	1:23.305	46.793	193.5	1:31:21.720
27	1	2:58.298	49.207	1:22.989	46.102	194.6	1:34:20.018
28	1	3:05.226	48.773	1:25.273	51.180	184.6	1:37:25.244
29	1	4:53.618	1:23.574	2:02.872	1:27.172	83.8	1:42:18.862
30	1	3:50.895	1:26.557	1:36.287	48.051	81.1	1:46:09.757
31	1	2:57.284	48.964	1:22.323	45.997	188.5	1:49:07.041
32	1	3:00.443	48.187	1:23.919	48.337	191.2	1:52:07.484
33	1	2:58.708	48.910	1:22.971	46.827	194.9	1:55:06.192
34	1	3:13.437	57.214	1:28.707	47.516	161.0	1:58:19.629
35	1	3:05.328	50.612	1:26.097	48.619	182.7	2:01:24.957

31 SHELBY Cobra 289 1964
1.Charles FIRMENICH
2.Henri MOSER — GT5

Lap	D	Time	Sector 1	Sector 2	Sector 3	T. Spd	Elapsed
1	1	3:10.932	58.917	1:24.622	47.393	188.8	3:10.932
2	1	3:00.794	50.496	1:22.518	47.780	203.4	6:11.726
3	1	2:59.725	50.470	1:22.019	47.236	192.5	9:11.451
4	1	3:00.335	50.667	1:22.506	47.162	182.4	12:11.786
5	1	3:02.340	50.041	1:22.539	49.760	177.6	15:14.126
6	1	2:59.301	50.695	1:20.980	47.626	195.7	18:13.427
7	1	2:59.180	50.264	1:21.799	47.117	190.5	21:12.607
8	1	3:32.923	54.496	1:39.602	58.825	146.7	24:45.530
9	1	4:59.617	1:04.955	2:37.106	1:17.556	111.5	29:45.147
10	1	5:09.376	2:02.803	1:46.329	1:20.244	132.0	34:54.523
11	1	4:48.321	1:15.487	2:03.358	1:29.476	119.9	39:42.844
12	1	3:56.619	1:28.889	1:35.839	51.891	94.5	43:39.463
13	1	3:05.924	51.411	1:25.808	48.705	197.4	46:45.387
14	1	3:01.930	49.623	1:23.111	49.196	200.7	49:47.317
15	1	2:59.897	50.710	1:22.538	46.649	185.6	52:47.214
16	1	2:58.440	49.326	1:22.716	46.398	202.2	55:45.654
17	1	3:04.529 B	49.718	1:20.596	54.215	219.5	58:50.183
18	1	8:33.570	6:27.524	1:20.068	45.978	197.1	1:07:23.753
19	1	2:56.039	49.828	1:19.919	46.292	205.3	1:10:19.792
20	1	2:57.443	49.329	1:20.014	48.100	191.2	1:13:17.235
21	1	2:56.267	49.369	1:21.061	45.837	206.5	1:16:13.502
22	1	2:55.329	49.226	1:20.494	45.609	186.9	1:19:08.831
23	1	2:55.007	49.673	1:19.463	45.871	214.3	1:22:03.838
24	1	2:55.579	51.040	1:18.849	45.690	216.9	1:24:59.417
25	1	2:55.592	48.880	1:20.255	46.457	218.6	1:27:55.009
26	1	2:53.768	48.542	1:19.724	45.502	206.1	1:30:48.777
27	1	2:53.879	49.024	1:19.232	45.623	212.6	1:33:42.656
28	1	3:11.418	48.406	1:24.209	58.803	200.7	1:36:54.074
29	1	4:16.251	1:04.829	1:37.056	1:34.366	101.3	1:41:10.325
30	1	4:12.599	1:21.073	1:40.665	1:10.861	62.7	1:45:22.924
31	1	3:02.270	51.107	1:24.121	47.042	186.2	1:48:25.194
32	1	2:59.182	50.729	1:20.673	47.780	197.1	1:51:24.376
33	1	3:00.615	52.333	1:21.398	46.884	190.8	1:54:24.991
34	1	2:56.499	50.042	1:20.112	46.345	202.6	1:57:21.490
35	1	2:58.487	50.100	1:20.384	48.003	188.5	2:00:19.977
36	1	3:00.274	50.916	1:22.134	47.224	192.9	2:03:20.251

32 PORSCHE 911 2L 1966
1.Marie-Claude FIRMENICH
2.Benjamin MONNAY — GT2

Lap	D	Time	Sector 1	Sector 2	Sector 3	T. Spd	Elapsed
1	1	4:07.432	1:29.859	1:39.313	58.260	172.2	4:07.432
2	1	3:36.791	1:00.364	1:39.350	57.077	166.4	7:44.223
3	1	3:31.009	1:00.705	1:32.966	57.338	172.8	11:15.232
4	1	3:28.994	59.912	1:33.168	55.914	167.4	14:44.226
5	1	3:29.947	1:00.171	1:33.516	56.260	172.2	18:14.173
6	1	3:32.111	1:02.211	1:33.011	56.889	161.7	21:46.284
7	1	5:03.602	1:22.893	2:18.785	1:21.924	82.6	26:49.886
8	1	5:11.873	1:30.338	2:13.702	1:27.833	85.0	32:01.759
9	1	5:16.469	1:39.885	2:12.009	1:24.575	83.8	37:18.228
10	1	4:28.066	1:28.855	1:54.029	1:05.182	95.6	41:46.294
11	1	3:34.249	1:02.238	1:34.442	57.569	162.9	45:20.543
12	1	3:32.389	1:00.385	1:34.487	57.517	173.9	48:52.932
13	1	3:31.276	1:00.567	1:33.315	57.394	157.9	52:24.208
14	1	3:30.799	1:01.137	1:33.739	55.923	158.6	55:55.007
15	1	3:42.030 B	1:01.641	1:35.242	1:05.147	163.1	59:37.037
16	1	9:53.071	7:32.487	1:28.085	52.499	167.7	1:09:30.108
17	1	3:17.742	59.279	1:26.919	51.544	169.3	1:12:47.850
18	1	3:15.309	56.586	1:27.148	51.575	177.9	1:16:03.159
19	1	3:16.652	56.809	1:28.306	51.537	177.3	1:19:19.811
20	1	3:18.723	57.442	1:29.431	51.850	173.4	1:22:38.534

EFG Private Banking
VICOMTE A. PARIS
ZENITH WATCHES

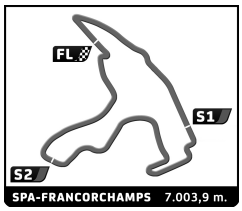

SIXTIES' ENDURANCE
SPA CLASSIC
RACE

Sector Analysis

Personal Best | Session Best | B Crossing the finish line in pit lane

Lap	D	Time	Sector 1	Sector 2	Sector 3	T. Spd	Elapsed
21	1	3:16.773	57.514	1:27.579	51.680	176.2	1:25:55.307
22	1	3:13.738	56.236	1:26.517	50.985	176.2	1:29:09.045
23	1	3:14.052	55.780	1:26.987	51.285	176.8	1:32:23.097
24	1	3:15.042	56.543	1:26.828	51.671	182.7	1:35:38.139
25	1	4:51.009	1:15.126	2:07.597	1:28.286	79.2	1:40:29.148
26	1	4:25.071	1:21.999	1:51.724	1:11.348	97.0	1:44:54.219
27	1	3:22.544	58.498	1:29.170	54.876	163.4	1:48:16.763
28	1	3:44.049 B	57.914	1:27.728	1:18.407	179.1	1:52:00.812

33 JAGUAR Type E 3.8L 1961
1.Daniel REINHARDT — GT4

Lap	D	Time	Sector 1	Sector 2	Sector 3	T. Spd	Elapsed
1	1	3:28.094	1:09.110	1:28.295	50.689	174.8	3:28.094
2	1	3:16.791	52.890	1:31.536	52.365	179.4	6:44.885
3	1	3:13.139	53.619	1:29.094	50.426	175.3	9:58.024
4	1	3:07.839	52.433	1:25.683	49.723	177.3	13:05.863
5	1	3:07.832	52.523	1:25.602	49.707	174.5	16:13.695
6	1	3:06.867	52.871	1:24.777	49.219	165.4	19:20.562
7	1	3:16.985	53.099	1:24.095	59.791	184.3	22:37.547
8	1	4:40.142	1:07.772	2:21.406	1:10.964	138.1	27:17.689
9	1	5:11.140	1:26.369	2:21.127	1:23.644	91.8	32:28.829
10	1	5:17.507	1:49.870	1:59.566	1:28.071	86.0	37:46.336
11	1	4:21.962	1:32.363	1:43.643	1:05.956	105.8	42:08.298
12	1	3:14.555	55.723	1:27.826	51.006	172.8	45:22.853
13	1	3:07.045	52.230	1:24.987	49.828	185.6	48:29.898
14	1	3:06.893	51.196	1:23.926	51.771	190.1	51:36.791
15	1	3:08.741	51.644	1:27.225	49.872	193.9	54:45.532
16	1	3:08.271	51.709	1:26.355	50.207	184.3	57:53.803
17	1	3:16.895 B	51.937	1:24.801	1:00.157	178.8	1:01:10.698
18	1	8:47.252	6:30.333	1:27.470	49.449	172.0	1:09:57.950
19	1	3:11.381	52.690	1:27.967	50.724	164.1	1:13:09.331
20	1	3:09.958	52.113	1:27.505	50.340	173.6	1:16:19.289
21	1	3:06.265	51.596	1:25.134	49.535	187.8	1:19:25.554
22	1	3:03.877	51.415	1:24.048	48.414	184.6	1:22:29.431
23	1	3:03.628	51.328	1:23.560	48.740	186.2	1:25:33.059
24	1	3:02.527	50.412	1:23.601	48.514	193.2	1:28:35.586
25	1	3:07.736	52.191	1:25.473	50.072	178.5	1:31:43.322
26	1	3:06.239	52.006	1:25.198	49.035	161.4	1:34:49.561
27	1	3:22.927	56.528	1:33.356	53.043	142.1	1:38:12.488
28	1	4:16.992	1:02.592	1:45.658	1:28.742	142.9	1:42:29.480
29	1	3:50.580	1:25.748	1:34.035	50.797	73.8	1:46:20.060
30	1	3:10.198	53.655	1:26.517	50.026	175.0	1:49:30.258
31	1	3:06.429	51.584	1:25.068	49.777	177.6	1:52:36.687
32	1	3:10.313	53.473	1:26.112	50.728	178.8	1:55:47.000
33	1	3:09.611	52.290	1:27.393	49.928	174.2	1:58:56.611
34	1	3:08.495	51.936	1:26.930	49.629	178.2	2:02:05.106

36 SHELBY Cobra 289 1964
1.Thierry de LATRE DU BOS
2.Christian BOURIEZ — GT5

Lap	D	Time	Sector 1	Sector 2	Sector 3	T. Spd	Elapsed
1	1	3:13.208	59.703	1:25.474	48.031	184.3	3:13.208
2	1	3:04.707	49.303	1:27.389	48.015	197.4	6:17.915
3	1	3:00.950	51.441	1:21.859	47.650	194.2	9:18.865
4	1	2:59.699	48.659	1:23.558	47.482	196.7	12:18.564
5	1	2:58.851	48.311	1:22.127	48.413	201.5	15:17.415
6	1	3:01.164	49.237	1:23.862	48.065	198.5	18:18.579
7	1	2:57.228	49.297	1:21.633	46.298	201.9	21:15.807
8	1	3:32.305	52.922	1:42.798	56.585	164.9	24:48.112
9	1	4:59.963	1:03.458	2:42.989	1:13.516	113.3	29:48.075
10	1	5:09.864	2:02.918	1:47.230	1:19.716	171.7	34:57.939
11	1	4:49.745	1:13.568	2:05.740	1:30.437	113.4	39:47.684
12	1	3:51.477	1:27.315	1:33.620	50.542	94.2	43:39.161
13	1	3:01.862	50.016	1:23.216	48.630	184.3	46:41.023
14	1	3:05.690	50.509	1:25.675	49.506	180.0	49:46.713
15	1	2:59.427	49.882	1:22.901	46.644	193.9	52:46.140
16	1	2:58.355	49.290	1:22.235	46.830	188.2	55:44.495
17	1	2:56.353	48.652	1:21.193	46.508	200.7	58:40.848
18	1	3:10.706 B	49.279	1:21.561	59.866	200.0	1:01:51.554
19	1	8:57.307	6:40.405	1:27.052	49.850	185.6	1:10:48.861
20	1	3:05.206	52.078	1:24.201	48.927	196.0	1:13:54.067
21	1	3:03.328	50.987	1:24.038	48.303	182.7	1:16:57.395
22	1	3:02.970	50.510	1:24.982	47.478	178.8	1:20:00.365
23	1	3:01.745	50.089	1:23.550	48.106	191.8	1:23:02.110
24	1	3:01.165	50.078	1:23.326	47.761	202.6	1:26:03.275
25	1	3:00.503	49.759	1:22.733	48.011	191.2	1:29:03.778
26	1	2:59.879	49.742	1:22.407	47.730	196.0	1:32:03.657
27	1	3:00.821	49.966	1:23.258	47.597	187.5	1:35:04.478
28	1	3:13.602	53.916	1:26.147	53.539	164.6	1:38:18.080
29	1	4:14.476	1:01.737	1:42.704	1:30.035	157.9	1:42:32.556
30	1	3:48.095	1:25.250	1:33.415	49.430	72.0	1:46:20.651
31	1	3:02.500	50.819	1:23.265	48.416	182.7	1:49:23.151
32	1	3:02.771	50.133	1:23.636	49.002	190.5	1:52:25.922
33	1	3:02.101	50.241	1:23.547	48.313	193.5	1:55:28.023
34	1	3:01.930	50.117	1:23.335	48.478	185.9	1:58:29.953
35	1	3:03.700	51.068	1:24.364	48.268	191.2	2:01:33.653

38 MG B 1965
1.Jean Michel GODET
2.Nicolas BERTHY — GT2

Lap	D	Time	Sector 1	Sector 2	Sector 3	T. Spd	Elapsed
1	1	4:01.375	1:30.845	1:36.254	54.276	159.5	4:01.375
2	1	3:26.776	59.390	1:32.228	55.158	164.9	7:28.151
3	1	3:24.055	59.081	1:30.240	54.734	173.1	10:52.206
4	1	3:26.258	58.401	1:27.220	1:00.637	168.5	14:18.464
5	1	3:21.558	58.557	1:27.788	55.213	176.2	17:40.022
6	1	3:21.398	57.799	1:30.167	53.432	173.4	21:01.420
7	1	3:39.098	59.200	1:40.730	59.168	160.2	24:40.518
8	1	5:02.436	1:07.014	2:37.550	1:17.872	116.3	29:42.954
9	1	5:07.929	2:02.756	1:46.024	1:19.149	130.9	34:50.883
10	1	4:46.863	1:16.817	2:04.023	1:26.023	106.9	39:37.746
11	1	4:05.937	1:30.801	1:38.906	56.230	99.7	43:43.683
12	1	3:24.149	1:00.836	1:30.051	53.262	166.2	47:07.832
13	1	3:21.197	58.950	1:29.117	53.130	172.2	50:29.029
14	1	3:40.623 B	58.894	1:31.034	1:10.695	168.2	54:09.652
15	1	9:00.731	6:32.411	1:32.608	55.712	157.7	1:03:10.383
16	1	3:27.603	1:00.365	1:32.514	54.724	164.4	1:06:37.986
17	1	3:27.378	59.812	1:34.041	53.525	172.5	1:10:05.364
18	1	3:25.517	1:00.339	1:30.838	54.340	166.4	1:13:30.881
19	1	3:25.584	1:00.816	1:31.327	53.441	162.2	1:16:56.465
20	1	3:22.909	59.699	1:30.094	53.116	170.6	1:20:19.374
21	1	3:24.184	59.886	1:30.769	53.529	166.7	1:23:43.558
22	1	3:23.374	59.168	1:29.504	54.702	167.7	1:27:06.932
23	1	3:24.825	58.865	1:31.905	54.055	168.2	1:30:31.757
24	1	3:24.464	59.667	1:31.260	53.537	170.3	1:33:56.221
25	1	3:28.249	59.247	1:30.364	58.638	168.5	1:37:24.470
26	1	4:53.820	1:23.375	2:03.301	1:27.144	86.1	1:42:18.290
27	1	4:01.084	1:26.572	1:39.394	55.118	80.2	1:46:19.374
28	1	3:23.909	1:00.234	1:30.303	53.372	166.2	1:49:43.283
29	1	3:25.282	1:00.472	1:31.285	53.525	165.4	1:53:08.565

EFG Private Banking
VICOMTE A. PARIS
ZENITH WATCHES

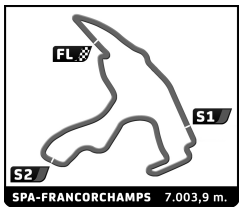

SIXTIES' ENDURANCE
SPA CLASSIC
RACE

Sector Analysis

Personal Best | Session Best | B Crossing the finish line in pit lane

Lap	D	Time	Sector 1	Sector 2	Sector 3	T. Spd	Elapsed
30	1	3:24.495	1:00.123	1:30.102	54.270	163.6	1:56:33.060
31	1	3:24.671	59.177	1:31.505	53.989	164.9	1:59:57.731
32	1	3:25.386	59.545	1:30.860	54.981	168.0	2:03:23.117

39 ELVA MK 5 1959
1.Louis ZURSTRASSEN — SP2

Lap	D	Time	Sector 1	Sector 2	Sector 3	T. Spd	Elapsed
1	1	3:40.181	1:16.113	1:33.377	50.691	161.2	3:40.181
2	1	3:12.164	53.926	1:26.742	51.496	177.3	6:52.345
3	1	3:17.697	56.207	1:27.737	53.753	178.5	10:10.042
4	1	3:14.141	55.087	1:26.765	52.289	166.2	13:24.183
5	1	3:11.005	55.055	1:25.189	50.761	171.7	16:35.188
6	1	3:10.653	54.821	1:25.121	50.711	176.5	19:45.841
7	1	4:11.649	55.406	1:53.230	1:23.013	178.5	23:57.490
8	1	5:09.927	1:13.014	2:25.597	1:31.316	94.8	29:07.417
9	1	5:09.503	1:43.642	1:59.923	1:25.938	84.2	34:16.920
10	1	4:45.827	1:19.027	1:58.818	1:27.982	89.5	39:02.747
11	1	4:15.613	1:29.608	1:53.502	52.503	90.3	43:18.360
12	1	3:16.378	55.682	1:27.055	53.641	171.4	46:34.738
13	1	3:13.463	54.732	1:27.156	51.575	172.8	49:48.201
14	1	3:10.002	54.334	1:24.794	50.874	174.2	52:58.203
15	1	3:09.215	54.237	1:23.907	51.071	175.0	56:07.418
16	1	3:08.480	53.843	1:24.360	50.277	176.8	59:15.898
17	1	3:19.475 B	57.032	1:24.455	57.988	167.7	1:02:35.373
18	1	8:57.449	6:42.175	1:25.340	49.934	170.6	1:11:32.822
19	1	3:08.921	54.525	1:23.818	50.578	177.0	1:14:41.743
20	1	3:07.748	54.060	1:23.211	50.477	176.8	1:17:49.491
21	1	3:08.667	54.741	1:23.980	49.946	180.3	1:20:58.158
22	1	3:10.257	53.983	1:25.508	50.766	172.8	1:24:08.415
23	1	3:11.700	55.147	1:24.601	51.952	174.2	1:27:20.115
24	1	3:10.459	54.841	1:25.319	50.299	185.2	1:30:30.574
25	1	3:06.906	54.114	1:23.441	49.351	185.2	1:33:37.480
26	1	3:41.142	53.783	1:36.669	1:10.690	176.2	1:37:18.622
27	1	4:54.501	1:24.152	2:04.940	1:25.409	100.2	1:42:13.123
28	1	3:58.649	1:26.471	1:40.382	51.796	92.3	1:46:11.772
29	1	3:10.465	54.454	1:25.477	50.534	167.4	1:49:22.237
30	1	3:08.448	54.071	1:25.022	49.355	182.1	1:52:30.685
31	1	3:09.048	54.451	1:24.476	50.121	171.7	1:55:39.733
32	1	3:10.831	54.924	1:25.546	50.361	148.8	1:58:50.564
33	1	3:09.777	54.412	1:24.973	50.392	179.1	2:02:00.341

40 LOTUS Elite 1961
1.Marc JULLY — GT2

Lap	D	Time	Sector 1	Sector 2	Sector 3	T. Spd	Elapsed
1	1	4:08.202	1:36.375	1:34.517	57.310	165.6	4:08.202
2	1	3:34.887	1:02.862	1:34.769	57.256	161.0	7:43.089
3	1	3:33.041	1:02.916	1:32.782	57.343	154.7	11:16.130
4	1	3:32.364	1:02.455	1:33.225	56.684	158.1	14:48.494
5	1	3:33.265	1:02.616	1:32.876	57.773	159.8	18:21.759
6	1	3:33.235	1:02.411	1:33.154	57.670	164.4	21:54.994
7	1	5:04.521	1:21.972	2:25.567	1:16.982	60.9	26:59.515
8	1	5:14.118	1:29.824	2:16.111	1:28.183	73.8	32:13.633
9	1	5:16.335	1:41.720	2:07.669	1:26.946	121.5	37:29.968
10	1	4:24.481	1:33.679	1:44.157	1:06.645	103.0	41:54.449
11	1	3:33.442	1:03.299	1:33.315	56.828	164.6	45:27.891
12	1	3:32.275	1:03.221	1:32.665	56.389	154.3	49:00.166
13	1	3:30.278	1:02.602	1:32.440	55.236	157.7	52:30.444
14	1	3:30.170	1:02.645	1:31.789	55.736	163.9	56:00.614
15	1	3:30.770	1:02.081	1:31.958	56.731	159.5	59:31.384
16	1	3:42.210 B	1:03.439	1:32.402	1:06.369	161.2	1:03:13.594
17	1	10:20.523	7:52.810	1:31.993	55.720	146.9	1:13:34.117
18	1	3:29.727	1:02.293	1:32.079	55.355	165.9	1:17:03.844
19	1	3:29.651	1:02.218	1:30.974	56.459	154.5	1:20:33.495
20	1	3:30.383	1:02.703	1:31.320	56.360	166.9	1:24:03.878
21	1	3:30.702	1:01.844	1:32.953	55.905	170.3	1:27:34.580
22	1	3:30.105	1:02.105	1:32.128	55.872	160.0	1:31:04.685
23	1	3:29.410	1:02.063	1:31.399	55.948	165.6	1:34:34.095
24	1	3:31.105	1:03.242	1:31.699	56.164	152.8	1:38:05.200
25	1	4:17.998	1:03.618	1:46.083	1:28.297	154.9	1:42:23.198
26	1	4:02.480	1:25.387	1:39.445	57.648	71.6	1:46:25.678
27	1	3:28.975	1:03.019	1:30.585	55.371	163.9	1:49:54.653
28	1	3:25.551	1:00.896	1:30.114	54.541	165.6	1:53:20.204
29	1	3:27.762	1:02.553	1:29.636	55.573	163.9	1:56:47.966
30	1	3:34.449	1:02.442	1:35.236	56.771	169.3	2:00:22.415
31	1	3:31.562	1:01.446	1:33.898	56.218	150.8	2:03:53.977

41 LOTUS Elite 1958
1.Bart BLOMMAERT
2.Rikkert LEEMAN — GT1

Lap	D	Time	Sector 1	Sector 2	Sector 3	T. Spd	Elapsed
1	1	4:13.710	1:37.413	1:37.460	58.837	156.7	4:13.710
2	1	3:41.928	1:03.010	1:40.605	58.313	154.1	7:55.638
3	1	3:39.566	1:03.424	1:36.683	59.459	148.1	11:35.204
4	1	3:38.830	1:03.445	1:37.301	58.084	148.4	15:14.034
5	1	3:36.253	1:03.137	1:35.462	57.654	160.2	18:50.287
6	1	3:36.487	1:03.282	1:35.347	57.858	156.7	22:26.774
7	1	4:45.453	1:04.374	2:29.703	1:11.376	141.7	27:12.227
8	1	5:19.123	1:39.029	2:17.574	1:22.520	138.1	32:31.350
9	1	5:17.213	1:48.914	2:00.167	1:28.132	86.8	37:48.563
10	1	4:25.429	1:31.825	1:46.127	1:07.477	100.7	42:13.992
11	1	3:36.904	1:04.198	1:35.467	57.239	144.8	45:50.896
12	1	3:35.015	1:03.240	1:35.355	56.420	146.5	49:25.911
13	1	3:37.778	1:02.763	1:36.898	58.117	145.4	53:03.689
14	1	3:43.886 B	1:03.094	1:34.840	1:05.952	142.9	56:47.575
15	1	9:44.314	7:04.662	1:41.952	57.700	152.3	1:06:31.889
16	1	3:37.682	1:01.784	1:38.326	57.572	150.4	1:10:09.571
17	1	3:32.391	1:01.000	1:34.203	57.188	154.9	1:13:41.962
18	1	3:30.242	1:01.125	1:32.257	56.860	168.2	1:17:12.204
19	1	3:30.264	1:00.525	1:32.723	57.016	168.5	1:20:42.468
20	1	3:33.766	59.844	1:37.730	56.192	168.7	1:24:16.234
21	1	3:28.501	1:01.328	1:32.869	54.304	160.5	1:27:44.735
22	1	3:25.960	1:00.003	1:31.352	54.605	166.2	1:31:10.695
23	1	3:26.895	59.488	1:33.412	53.995	170.6	1:34:37.590
24	1	3:29.237	1:01.857	1:31.610	55.770	150.8	1:38:06.827
25	1	4:19.484	1:04.079	1:45.947	1:29.458	141.5	1:42:26.311
26	1	4:02.951	1:25.340	1:40.892	56.719	84.6	1:46:29.262
27	1	3:25.325	59.896	1:31.029	54.400	162.7	1:49:54.587
28	1	3:26.049	1:00.437	1:31.222	54.390	170.1	1:53:20.636
29	1	3:28.429	1:00.742	1:30.692	56.995	168.7	1:56:49.065
30	1	3:36.226	1:04.431	1:35.192	56.603	149.8	2:00:25.291
31	1	3:33.018	1:00.694	1:36.296	56.028	158.1	2:03:58.309

44 AUSTIN HEALEY 3000 Mk 1 1960
1. MOZ
2.Julien LEMEILLE — GT3

Lap	D	Time	Sector 1	Sector 2	Sector 3	T. Spd	Elapsed
1	1	3:53.984	1:22.251	1:34.300	57.433	144.2	3:53.984
2	1	3:27.657	58.572	1:32.690	56.395	150.0	7:21.641
3	1	3:25.299	56.893	1:30.738	57.668	139.7	10:46.940
4	1	3:18.980	56.031	1:29.408	53.541	155.6	14:05.920

EFG Private Banking
VICOMTE A. PARIS
ZENITH WATCHES

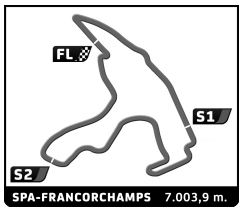

SIXTIES' ENDURANCE
SPA CLASSIC
RACE

Sector Analysis

Personal Best | Session Best | B Crossing the finish line in pit lane

Lap	D	Time	Sector 1	Sector 2	Sector 3	T. Spd	Elapsed
5	1	3:19.925	56.707	1:29.229	53.989	159.3	17:25.845
6	1	3:18.695	55.064	1:31.022	52.609	157.0	20:44.540
7	1	3:45.246	55.187	1:47.897	1:02.162	169.8	24:29.786
8	1	5:06.572	1:11.887	2:36.715	1:17.970	120.3	29:36.358
9	1	5:10.291	2:01.741	1:48.015	1:20.535	123.0	34:46.649
10	1	4:44.883	1:16.716	2:02.206	1:25.961	123.0	39:31.532
11	1	4:05.787	1:30.510	1:41.919	53.358	95.0	43:37.319
12	1	3:19.600	58.337	1:28.365	52.898	168.0	46:56.919
13	1	3:14.467	55.807	1:27.244	51.416	170.3	50:11.386
14	1	3:13.229	54.542	1:27.176	51.511	170.9	53:24.615
15	1	3:15.329	54.459	1:28.449	52.421	172.5	56:39.944
16	1	3:11.915	54.291	1:26.618	51.006	173.1	59:51.859
17	1	3:15.468	54.036	1:28.994	52.438	178.2	1:03:07.327
18	1	3:15.543	54.880	1:27.675	52.988	180.3	1:06:22.870
19	1	3:13.182	53.942	1:27.435	51.805	181.2	1:09:36.052
20	1	3:23.231 B	53.856	1:27.403	1:01.972	163.1	1:12:59.283
21	1	9:01.621	6:35.777	1:33.354	52.490	167.4	1:22:00.904
22	1	3:14.745	55.417	1:28.100	51.228	169.8	1:25:15.649
23	1	3:19.806	54.905	1:30.404	54.497	167.4	1:28:35.455
24	1	3:20.412	56.349	1:31.066	52.997	165.4	1:31:55.867
25	1	3:20.074	55.954	1:31.693	52.427	168.7	1:35:15.941
26	1	5:06.558	1:29.931	2:09.645	1:26.982	87.4	1:40:22.499
27	1	4:26.486	1:22.725	1:54.122	1:09.639	111.5	1:44:48.985
28	1	3:25.559	55.884	1:34.880	54.795	165.9	1:48:14.544
29	1	3:26.917	57.370	1:34.552	54.995	164.4	1:51:41.461
30	1	3:23.268	57.076	1:31.599	54.593	165.4	1:55:04.729
31	1	3:21.176	55.771	1:31.870	53.535	161.4	1:58:25.905
32	1	3:23.066	56.109	1:32.857	54.100	160.7	2:01:48.971

46 ALFA ROMEO Giulia Sprint 1966 — GT2
1.Christian BOURIEZ
2.Marc-Antoine BAILBY

Lap	D	Time	Sector 1	Sector 2	Sector 3	T. Spd	Elapsed
1	1	4:06.257	1:33.238	1:36.151	56.868	157.2	4:06.257
2	1	3:31.286	1:00.801	1:33.405	57.080	168.0	7:37.543
3	1	3:29.470	1:00.982	1:31.658	56.830	159.5	11:07.013
4	1	3:28.009	59.845	1:32.365	55.799	168.2	14:35.022
5	1	3:29.779	1:01.105	1:33.109	55.565	167.7	18:04.801
6	1	3:29.269	1:00.393	1:32.547	56.329	169.3	21:34.070
7	1	4:15.661	1:09.595	1:59.400	1:06.666	123.4	25:49.731
8	1	4:25.840	1:17.140	2:00.519	1:08.181	125.0	30:15.571
9	1	4:49.024	1:52.092	1:48.759	1:08.173	135.7	35:04.595
10	1	4:49.014	1:13.513	2:06.350	1:29.151	121.2	39:53.609
11	1	4:02.373	1:30.095	1:35.529	56.749	106.9	43:55.982
12	1	3:33.138	1:01.305	1:34.879	56.954	159.5	47:29.120
13	1	3:34.741	1:01.146	1:34.539	59.056	163.4	51:03.861
14	1	3:33.553	1:01.160	1:34.993	57.400	166.4	54:37.414
15	1	3:33.768	1:02.582	1:33.579	57.607	164.9	58:11.182
16	1	3:48.984 B	1:02.064	1:33.555	1:13.365	166.7	1:02:00.166
17	1	9:45.231	7:06.741	1:40.356	58.134	143.2	1:11:45.397
18	1	3:34.863	1:01.855	1:36.564	56.444	164.1	1:15:20.260
19	1	3:31.864	1:01.175	1:34.074	56.615	164.4	1:18:52.124
20	1	3:31.394	1:01.155	1:32.792	57.447	157.2	1:22:23.518
21	1	3:28.641	1:00.985	1:32.364	55.292	163.1	1:25:52.159
22	1	3:30.163	1:01.291	1:32.789	56.083	162.9	1:29:22.322
23	1	3:31.377	1:01.482	1:34.407	55.488	146.7	1:32:53.699
24	1	3:36.505	1:01.878	1:34.140	1:00.487	169.8	1:36:30.204
25	1	4:19.899	1:06.648	1:43.426	1:29.825	132.4	1:40:50.103
26	1	4:19.746	1:22.175	1:45.841	1:11.730	114.4	1:45:09.849
27	1	3:35.651	1:02.079	1:36.329	57.243	147.9	1:48:45.500
28	1	3:32.351	1:01.943	1:33.166	57.242	160.7	1:52:17.851
29	1	3:47.675 B	1:01.381	1:33.244	1:13.050	164.4	1:56:05.526
30	1	5:31.210	2:52.939	1:39.466	58.805	128.3	2:01:36.736

47 TVR Grantura 1963 — GT2
1.Eugène DELEPLANQUE

Lap	D	Time	Sector 1	Sector 2	Sector 3	T. Spd	Elapsed
1	1	3:38.988	1:15.435	1:33.306	50.247	175.6	3:38.988
2	1	3:11.736	54.344	1:25.988	51.404	189.8	6:50.724
3	1	3:18.670	57.322	1:27.780	53.568	185.9	10:09.394
4	1	3:13.764	55.659	1:26.308	51.797	187.8	13:23.158
5	1	3:10.866	55.527	1:24.178	51.161	186.2	16:34.024
6	1	3:11.446	56.096	1:24.481	50.869	181.5	19:45.470
7	1	4:09.699	54.161	1:53.052	1:22.486	179.4	23:55.169
8	1	5:11.017	1:13.861	2:25.824	1:31.332	91.8	29:06.186
9	1	5:09.227	1:43.398	1:59.786	1:26.043	85.4	34:15.413
10	1	4:46.604	1:18.745	1:59.801	1:28.058	91.9	39:02.017
11	1	4:14.722	1:28.798	1:54.692	51.232	89.9	43:16.739
12	1	3:14.136	54.586	1:27.380	52.170	183.7	46:30.875
13	1	3:09.598	55.221	1:24.533	49.844	182.7	49:40.473
14	1	3:09.430	54.569	1:25.149	49.712	184.0	52:49.903
15	1	3:08.682	54.541	1:24.768	49.373	184.6	55:58.585
16	1	3:21.466 B	56.454	1:24.375	1:00.637	186.9	59:20.051
17	1	8:56.655	6:41.358	1:24.052	51.245	172.8	1:08:16.706
18	1	3:09.923	54.510	1:25.677	49.736	175.0	1:11:26.629
19	1	3:08.751	54.684	1:24.243	49.824	185.9	1:14:35.380
20	1	3:08.649	54.006	1:24.347	50.296	190.5	1:17:44.029
21	1	3:08.018	54.145	1:23.826	50.047	188.2	1:20:52.047
22	1	3:11.640	56.737	1:25.219	49.684	180.6	1:24:03.687
23	1	3:07.588	53.920	1:24.147	49.521	188.5	1:27:11.275
24	1	3:08.214	54.086	1:24.625	49.503	172.2	1:30:19.489
25	1	3:08.710	55.090	1:24.529	49.091	180.9	1:33:28.199
26	1	3:16.247	53.520	1:24.087	58.640	187.8	1:36:44.446
27	1	4:17.828	1:08.371	1:36.386	1:33.071	133.2	1:41:02.274
28	1	4:15.809	1:23.077	1:41.296	1:11.436	77.4	1:45:18.083
29	1	3:15.890	56.570	1:28.003	51.317	171.4	1:48:33.973
30	1	3:08.396	54.045	1:24.551	49.800	176.8	1:51:42.369
31	1	3:10.789	55.606	1:25.535	49.648	169.3	1:54:53.158
32	1	3:08.617	54.617	1:24.041	49.959	175.6	1:58:01.775
33	1	3:07.181	54.335	1:23.421	49.425	188.5	2:01:08.956

48 JAGUAR Type E 3.8L 1964 — GT4
1.Luis DELSO
2.Carlos DE MIGUEL

Lap	D	Time	Sector 1	Sector 2	Sector 3	T. Spd	Elapsed
1	1	3:47.935	1:12.712	1:41.060	54.163	177.0	3:47.935
2	1	3:21.012	55.376	1:33.502	52.134	184.3	7:08.947
3	1	3:18.830	55.436	1:30.720	52.674	178.2	10:27.777
4	1	3:14.368	53.921	1:29.056	51.391	183.1	13:42.145
5	1	3:13.401	53.642	1:28.656	51.103	186.5	16:55.546
6	1	3:22.273	58.412	1:31.612	52.249	173.6	20:17.819
7	1	4:00.770	54.016	1:49.192	1:17.562	181.2	24:18.589
8	1	5:08.368	1:10.890	2:37.028	1:20.450	151.5	29:26.957
9	1	5:10.712	1:53.473	1:56.496	1:20.743	139.0	34:37.669
10	1	4:45.151	1:14.292	2:03.827	1:27.032	105.1	39:22.820
11	1	4:08.609	1:28.533	1:47.167	52.909	109.2	43:31.429
12	1	3:16.980	54.225	1:29.346	53.409	190.1	46:48.409
13	1	3:28.582 B	57.114	1:29.607	1:01.861	183.4	50:16.991
14	1	8:54.078	6:39.580	1:25.543	48.955	182.7	59:11.069
15	1	3:06.485	53.121	1:24.678	48.686	172.2	1:02:17.554

EFG Private Banking
VICOMTE A. PARIS
ZENITH WATCHES

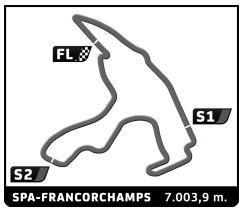

SIXTIES' ENDURANCE
SPA CLASSIC
RACE

Sector Analysis

Personal Best | Session Best | B Crossing the finish line in pit lane

Lap	D	Time	Sector 1	Sector 2	Sector 3	T. Spd	Elapsed
16	1	3:05.723	52.765	1:24.744	48.214	188.5	1:05:23.277
17	1	3:05.690	52.041	1:25.754	47.895	181.8	1:08:28.967
18	1	3:03.858	51.549	1:24.688	47.621	186.2	1:11:32.825
19	1	3:01.334	51.233	1:22.645	47.456	181.8	1:14:34.159
20	1	3:00.250	50.416	1:22.954	46.880	192.9	1:17:34.409
21	1	3:02.338	50.598	1:23.234	48.506	197.4	1:20:36.747
22	1	3:01.704	51.172	1:23.248	47.284	172.0	1:23:38.451
23	1	3:01.674	51.515	1:23.830	46.329	185.2	1:26:40.125
24	1	3:01.189	50.112	1:23.232	47.845	191.8	1:29:41.314
25	1	3:04.328	50.177	1:26.289	47.862	186.9	1:32:45.642
26	1	3:03.981	50.458	1:23.459	50.064	193.2	1:35:49.623
27	1	4:43.700	1:07.286	2:07.194	1:29.220	100.0	1:40:33.323
28	1	4:23.007	1:22.336	1:49.873	1:10.798	117.1	1:44:56.330
29	1	3:04.844	51.489	1:24.460	48.895	177.0	1:48:01.174
30	1	3:06.639	51.678	1:26.385	48.576	187.2	1:51:07.813
31	1	3:03.313	51.525	1:24.450	47.338	179.1	1:54:11.126
32	1	3:03.312	50.657	1:24.172	48.483	198.2	1:57:14.438
33	1	3:04.000	50.618	1:24.249	49.133	186.2	2:00:18.438
34	1	3:07.789	52.605	1:27.093	48.091	165.6	2:03:26.227

49 PORSCHE 356 SC 1964 — GT2
1.Bill STEPHENS
2.William STEPHENS

Lap	D	Time	Sector 1	Sector 2	Sector 3	T. Spd	Elapsed
1	1	3:53.139	1:25.970	1:32.678	54.491	174.2	3:53.139
2	1	3:22.980	58.996	1:30.227	53.757	178.5	7:16.119
3	1	3:23.690	59.376	1:28.970	55.344	169.3	10:39.809
4	1	3:21.640	59.064	1:28.877	53.699	176.2	14:01.449
5	1	3:20.989	59.980	1:28.372	52.637	176.8	17:22.438
6	1	3:20.871	58.606	1:29.815	52.450	175.3	20:43.309
7	1	3:48.950	58.166	1:48.597	1:02.187	161.0	24:32.259
8	1	5:08.945	1:11.958	2:36.048	1:20.939	124.4	29:41.204
9	1	5:06.856	1:57.878	1:48.969	1:20.009	122.3	34:48.060
10	1	4:45.758	1:16.734	2:03.339	1:25.685	120.7	39:33.818
11	1	4:05.678	1:30.377	1:40.668	54.633	98.1	43:39.496
12	1	3:32.248 B	59.180	1:30.559	1:02.509	181.2	47:11.744
13	1	8:51.915	6:34.115	1:25.393	52.407	169.0	56:03.659
14	1	3:16.678	57.826	1:27.186	51.666	168.2	59:20.337
15	1	3:14.710	57.180	1:26.190	51.340	169.8	1:02:35.047
16	1	3:13.002	55.967	1:25.379	51.656	176.5	1:05:48.049
17	1	3:13.552	56.060	1:26.547	50.945	181.2	1:09:01.601
18	1	3:13.615	57.046	1:25.238	51.331	180.9	1:12:15.216
19	1	3:14.932	56.661	1:25.397	52.874	184.0	1:15:30.148
20	1	3:12.862	55.774	1:25.605	51.483	184.6	1:18:43.010
21	1	3:14.039	55.373	1:27.047	51.619	187.2	1:21:57.049
22	1	3:12.617	55.526	1:26.294	50.797	176.8	1:25:09.666
23	1	3:10.813	55.629	1:24.740	50.444	185.2	1:28:20.479
24	1	3:11.704	55.920	1:25.143	50.641	179.7	1:31:32.183
25	1	3:15.424	55.922	1:26.124	53.378	183.1	1:34:47.607
26	1	3:26.868	1:00.356	1:33.054	53.458	169.3	1:38:14.475
27	1	4:15.998	1:02.053	1:44.698	1:29.247	156.5	1:42:30.473
28	1	3:51.813	1:25.518	1:34.636	51.659	73.3	1:46:22.286
29	1	3:12.895	57.540	1:24.864	50.491	182.1	1:49:35.181
30	1	3:11.434	56.539	1:24.655	50.240	183.4	1:52:46.615
31	1	3:13.701	56.191	1:27.008	50.502	184.3	1:56:00.316
32	1	3:11.457	55.924	1:24.766	50.767	184.3	1:59:11.773
33	1	3:13.503	56.824	1:25.504	51.175	181.8	2:02:25.276

50 SHELBY Cobra 289 1964 — GT5
1.Ben GILL

Lap	D	Time	Sector 1	Sector 2	Sector 3	T. Spd	Elapsed
1	1	2:55.999	49.640	1:20.201	46.158	206.1	2:55.999
2	1	2:56.831	48.292	1:22.113	46.426	185.9	5:52.830
3	1	2:53.092	47.988	1:19.383	45.721	193.9	8:45.922
4	1	2:54.290	48.166	1:19.346	46.778	196.7	11:40.212
5	1	2:56.865	49.455	1:19.867	47.543	195.7	14:37.077
6	1	2:56.057	48.784	1:19.350	47.923	200.7	17:33.134
7	1	2:56.342	48.515	1:21.786	46.041	170.1	20:29.476
8	1	3:51.749	47.348	1:47.910	1:16.491	200.7	24:21.225
9	1	5:08.759	1:13.145	2:35.632	1:19.982	139.7	29:29.984
10	1	5:11.283	1:54.433	1:55.005	1:21.845	141.7	34:41.267
11	1	4:44.433	1:15.290	2:02.684	1:26.459	121.1	39:25.700
12	1	3:59.037	1:30.464	1:41.096	47.477	105.0	43:24.737
13	1	3:00.560	49.916	1:24.632	46.012	180.3	46:25.297
14	1	3:01.935 B	48.426	1:19.768	53.741	193.5	49:27.232
15	1	8:35.712	6:29.718	1:20.197	45.797	177.0	58:02.944
16	1	2:53.757	48.616	1:19.513	45.628	191.8	1:00:56.701
17	1	2:53.051	48.041	1:19.166	45.844	206.1	1:03:49.752
18	1	2:55.031	49.528	1:19.594	45.909	200.0	1:06:44.783
19	1	2:55.554	49.190	1:20.069	46.295	186.2	1:09:40.337
20	1	2:52.157	47.943	1:18.816	45.398	199.6	1:12:32.494
21	1	2:55.317	48.184	1:19.747	47.386	201.1	1:15:27.811
22	1	2:57.018	50.160	1:19.909	46.949	184.6	1:18:24.829
23	1	2:54.673	48.436	1:20.552	45.685	196.7	1:21:19.502
24	1	2:54.868	47.844	1:20.656	46.368	197.1	1:24:14.370
25	1	2:54.941	48.383	1:20.332	46.226	208.1	1:27:09.311
26	1	2:56.272	49.007	1:21.410	45.855	194.6	1:30:05.583
27	1	2:56.028	48.939	1:20.352	46.737	184.0	1:33:01.611
28	1	3:06.059	51.448	1:20.631	53.980	195.7	1:36:07.670
29	1	4:34.689	1:07.600	1:57.510	1:29.579	141.2	1:40:42.359
30	1	4:19.708	1:21.834	1:48.953	1:08.921	102.3	1:45:02.067
31	1	3:01.463	52.437	1:22.182	46.844	181.8	1:48:03.530
32	1	3:00.070	50.831	1:22.261	46.978	184.3	1:51:03.600
33	1	2:56.854	50.097	1:20.546	46.211	180.9	1:54:00.454
34	1	2:54.606	48.143	1:20.660	45.803	209.3	1:56:55.060
35	1	2:56.016	48.115	1:20.190	47.711	197.1	1:59:51.076
36	1	2:55.764	47.662	1:20.985	47.117	200.7	2:02:46.840

52 SHELBY Mustang 350 GT 1965 — GT5
1.Dominique VANANTY
2.Claudio RODDARO

Lap	D	Time	Sector 1	Sector 2	Sector 3	T. Spd	Elapsed
1	1	3:24.274	1:06.398	1:27.113	50.763	176.2	3:24.274
2	1	3:11.505	53.018	1:28.541	49.946	172.2	6:35.779
3	1	3:07.699	53.096	1:26.350	48.253	169.8	9:43.478
4	1	3:03.056	50.783	1:23.868	48.405	169.3	12:46.534
5	1	3:04.173	51.216	1:23.673	49.284	189.1	15:50.707
6	1	3:05.031	51.351	1:24.497	49.183	179.7	18:55.738
7	1	3:08.721	53.807	1:23.657	51.257	184.0	22:04.459
8	1	4:59.413	1:14.817	2:32.550	1:12.046	65.7	27:03.872
9	1	5:14.296	1:28.470	2:19.889	1:25.937	69.8	32:18.168
10	1	5:16.820	1:46.175	2:04.051	1:26.594	104.8	37:34.988
11	1	4:20.624	1:32.296	1:42.624	1:05.704	130.4	41:55.612
12	1	3:03.329	51.605	1:23.708	48.016	184.3	44:58.941
13	1	3:04.412	51.214	1:24.001	49.197	191.2	48:03.353
14	1	3:04.659	52.360	1:23.719	48.580	179.4	51:08.012
15	1	3:04.915	51.808	1:23.535	49.572	187.5	54:12.927

EFG Private Banking
VICOMTE A. PARIS
ZENITH WATCHES

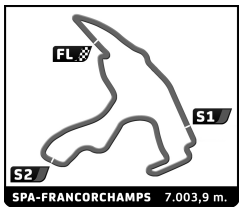

SIXTIES' ENDURANCE
SPA CLASSIC
RACE

Sector Analysis

Personal Best | Session Best | **B** Crossing the finish line in pit lane

Lap	D	Time	Sector 1	Sector 2	Sector 3	T. Spd	Elapsed
16	1	3:05.277	52.582	1:24.169	48.526	184.6	57:18.204
17	1	3:06.806	52.370	1:25.486	48.950	171.4	1:00:25.010
18	1	3:15.487 B	52.276	1:23.426	59.785	193.9	1:03:40.497
19	1	9:45.786	7:28.194	1:27.190	50.402	161.2	1:13:26.283
20	1	3:06.399	52.990	1:24.581	48.828	188.5	1:16:32.682
21	1	3:05.208	51.889	1:24.786	48.533	181.5	1:19:37.890
22	1	3:37.431 B	50.910	1:30.252	1:16.269	196.7	1:23:15.321
23	1	10:06.474	7:50.642	1:27.390	48.442	181.2	1:33:21.795
24	1	3:13.894	51.258	1:25.032	57.604	189.1	1:36:35.689
25	1	4:20.247	1:06.789	1:41.993	1:31.465	122.9	1:40:55.936
26	1	4:16.456	1:22.812	1:43.154	1:10.490	83.5	1:45:12.392
27	1	3:07.446	52.980	1:25.822	48.644	150.6	1:48:19.838
28	1	3:04.032	51.533	1:23.516	48.983	181.5	1:51:23.870
29	1	3:03.311	50.911	1:24.096	48.304	194.2	1:54:27.181
30	1	3:37.419 B	51.119	1:23.358	1:22.942	189.8	1:58:04.600

54 — SHELBY Mustang 350 GT 1965 — GT5
1.Arnold MEIER
2.Remo LIPS

Lap	D	Time	Sector 1	Sector 2	Sector 3	T. Spd	Elapsed
1	1	3:01.013	52.235	1:21.929	46.849	197.4	3:01.013
2	1	2:58.908	48.992	1:22.208	47.708	193.5	5:59.921
3	1	2:57.260	49.062	1:21.926	46.272	198.5	8:57.181
4	1	2:57.111	49.044	1:21.483	46.584	190.8	11:54.292
5	1	2:58.086	49.676	1:21.897	46.513	181.2	14:52.378
6	1	2:57.117	49.438	1:21.388	46.291	189.1	17:49.495
7	1	2:57.697	49.471	1:21.731	46.495	192.2	20:47.192
8	1	3:37.598	49.023	1:45.695	1:02.880	195.3	24:24.790
9	1	5:10.407	1:14.491	2:36.332	1:19.584	127.8	29:35.197
10	1	5:10.189	1:56.601	1:51.937	1:21.651	135.0	34:45.386
11	1	4:44.850	1:14.220	2:03.865	1:26.765	128.7	39:30.236
12	1	4:01.368	1:29.509	1:41.659	50.200	102.1	43:31.604
13	1	3:03.857	50.130	1:24.217	49.510	190.8	46:35.461
14	1	2:58.017	50.082	1:21.817	46.118	195.3	49:33.478
15	1	2:58.025	49.665	1:21.488	46.872	197.4	52:31.503
16	1	3:04.594 B	49.640	1:21.308	53.646	196.4	55:36.097
17	1	8:46.334	6:37.727	1:20.709	47.898	189.8	1:04:22.431
18	1	2:56.627	49.328	1:21.206	46.093	199.3	1:07:19.058
19	1	2:55.816	49.162	1:20.691	45.963	190.1	1:10:14.874
20	1	2:55.505	48.607	1:21.103	45.795	198.5	1:13:10.379
21	1	2:57.657	50.582	1:21.054	46.021	190.5	1:16:08.036
22	1	2:55.573	49.076	1:20.541	45.956	196.0	1:19:03.609
23	1	2:55.310	48.834	1:20.375	46.101	192.2	1:21:58.919
24	1	2:57.105	49.284	1:21.764	46.057	188.5	1:24:56.024
25	1	2:57.592	48.843	1:21.305	47.444	199.6	1:27:53.616
26	1	2:56.531	48.997	1:21.427	46.107	195.7	1:30:50.147
27	1	2:56.429	48.689	1:21.914	45.826	199.3	1:33:46.576
28	1	3:33.357	48.689	1:33.475	1:11.193	203.4	1:37:19.933
29	1	4:54.130	1:24.214	2:04.242	1:25.674	97.2	1:42:14.063
30	1	3:51.809	1:26.864	1:38.623	46.322	100.2	1:46:05.872
31	1	2:56.733	49.228	1:21.473	46.032	197.8	1:49:02.605
32	1	2:59.118	49.543	1:22.467	47.108	185.6	1:52:01.723
33	1	2:59.687	49.036	1:22.187	48.464	197.1	1:55:01.410
34	1	2:58.419	49.221	1:21.766	47.432	185.9	1:57:59.829
35	1	3:00.936	50.438	1:22.909	47.589	192.5	2:01:00.765

55 — TVR Grantura 1962 — GT2
1.Laurent GUIGNOT

Lap	D	Time	Sector 1	Sector 2	Sector 3	T. Spd	Elapsed
1	1	4:15.229	1:38.415	1:38.060	58.754	156.5	4:15.229
2	1	3:39.749	1:02.411	1:38.719	58.619	152.8	7:54.978
3	1	3:36.891	1:02.099	1:35.363	59.429	154.1	11:31.869
4	1	3:43.858	1:05.591	1:36.878	1:01.389	145.6	15:15.727
5	1	3:40.689	1:03.306	1:37.693	59.690	154.9	18:56.416
6	1	3:38.795	1:02.598	1:35.732	1:00.465	152.8	22:35.211
7	1	4:40.369	1:03.308	2:25.129	1:11.932	147.3	27:15.580

56 — LOTUS Elite 1962 — GT1
1.Patrick HELLO

Lap	D	Time	Sector 1	Sector 2	Sector 3	T. Spd	Elapsed
1	1	4:17.147	1:42.653	1:37.011	57.483	149.8	4:17.147
2	1	3:39.551	1:04.498	1:37.266	57.787	149.2	7:56.698
3	1	3:37.985	1:03.683	1:35.668	58.634	152.5	11:34.683
4	1	3:38.324	1:03.414	1:36.914	57.996	149.4	15:13.007
5	1	3:39.454	1:05.271	1:35.891	58.292	155.6	18:52.461
6	1	3:36.685	1:03.293	1:34.399	58.993	154.9	22:29.146
7	1	4:46.014	1:04.473	2:28.347	1:13.194	147.3	27:15.160
8	1	5:11.669	1:27.191	2:20.250	1:24.228	83.5	32:26.829
9	1	5:16.140	1:49.194	1:59.757	1:27.189	102.5	37:42.969
10	1	4:23.471	1:32.732	1:43.419	1:07.320	108.1	42:06.440
11	1	3:38.540	1:04.441	1:36.671	57.428	153.0	45:44.980
12	1	3:37.593	1:04.012	1:35.515	58.066	151.9	49:22.573
13	1	3:41.421	1:03.854	1:37.194	1:00.373	154.7	53:03.994
14	1	3:38.820	1:04.995	1:35.660	58.165	152.3	56:42.814
15	1	3:39.547	1:06.167	1:35.861	57.519	154.1	1:00:22.361
16	1	3:46.847 B	1:04.652	1:35.839	1:06.356	153.2	1:04:09.208
17	1	9:21.587	6:44.252	1:39.716	57.619	132.2	1:13:30.795
18	1	3:43.340	1:05.782	1:37.570	59.988	140.4	1:17:14.135
19	1	3:42.610	1:04.668	1:39.685	58.257	148.8	1:20:56.745
20	1	3:40.889	1:04.871	1:37.176	58.842	153.8	1:24:37.634
21	1	3:37.497	1:04.411	1:35.765	57.321	157.2	1:28:15.131
22	1	3:39.130	1:04.193	1:35.783	59.154	155.8	1:31:54.261
23	1	3:38.771	1:04.744	1:36.967	57.060	154.9	1:35:33.032
24	1	4:53.785	1:18.085	2:08.010	1:27.690	85.4	1:40:26.817
25	1	4:26.738	1:22.184	1:52.533	1:12.021	103.7	1:44:53.555
26	1	3:49.831	1:10.063	1:42.147	57.621	145.7	1:48:43.386
27	1	3:47.140	1:04.647	1:40.426	1:02.067	150.4	1:52:30.526
28	1	3:40.303	1:05.367	1:37.565	57.371	154.5	1:56:10.829
29	1	3:43.968	1:06.290	1:36.778	1:00.900	142.5	1:59:54.797
30	1	3:42.863	1:04.264	1:38.944	59.655	145.6	2:03:37.660

57 — MORGAN SLR 1963 — GT3
1.John EMBERSON
2.Bill WYKEHAM

Lap	D	Time	Sector 1	Sector 2	Sector 3	T. Spd	Elapsed
1	1	3:30.690	1:09.384	1:28.762	52.544	172.2	3:30.690
2	1	3:16.108	54.736	1:29.508	51.864	168.5	6:46.798
3	1	3:12.865	54.159	1:28.020	50.686	175.3	9:59.663
4	1	3:07.685	53.662	1:24.206	49.817	183.1	13:07.348
5	1	3:08.402	53.576	1:24.491	50.335	181.8	16:15.750
6	1	3:07.055	53.605	1:23.860	49.590	184.9	19:22.805
7	1	3:15.031	53.802	1:23.341	57.888	187.5	22:37.836
8	1	4:40.837	1:07.730	2:22.109	1:10.998	134.3	27:18.673
9	1	5:10.929	1:25.863	2:21.577	1:23.489	91.2	32:29.602
10	1	5:17.325	1:49.618	1:59.473	1:28.234	89.1	37:46.927
11	1	4:20.977	1:32.201	1:43.665	1:05.111	102.3	42:07.904
12	1	3:09.696	54.602	1:23.783	51.311	187.2	45:17.600
13	1	3:07.420	54.309	1:23.901	49.210	188.5	48:25.020
14	1	3:05.981	53.698	1:22.971	49.312	188.5	51:31.001
15	1	3:06.709	54.281	1:22.776	49.652	186.2	54:37.710

EFG Private Banking
VICOMTE A. PARIS
ZENITH WATCHES

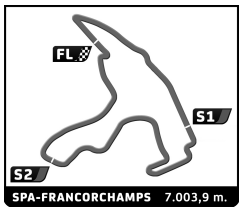

SIXTIES' ENDURANCE
SPA CLASSIC
RACE

Sector Analysis

Personal Best | Session Best | B Crossing the finish line in pit lane

Lap	D	Time	Sector 1	Sector 2	Sector 3	T. Spd	Elapsed
16	1	3:06.690	53.952	1:23.662	49.076	188.2	57:44.400
17	1	3:14.820 B	54.001	1:23.438	57.381	188.8	1:00:59.220
18	1	9:00.519	6:46.119	1:24.933	49.467	167.2	1:09:59.739
19	1	3:09.575	55.053	1:24.872	49.650	170.3	1:13:09.314
20	1	3:08.492	54.283	1:25.170	49.039	184.0	1:16:17.806
21	1	3:08.732	53.732	1:24.884	50.116	178.2	1:19:26.538
22	1	3:08.594	53.528	1:25.740	49.326	189.8	1:22:35.132
23	1	3:12.075	56.216	1:25.922	49.937	167.2	1:25:47.207
24	1	3:08.028	53.453	1:25.163	49.412	180.3	1:28:55.235
25	1	3:07.873	54.658	1:24.288	48.927	172.8	1:32:03.108
26	1	3:08.934	53.521	1:24.721	50.692	180.3	1:35:12.042
27	1	3:08.392	53.652	1:24.342	50.398	182.7	1:38:20.434
28	1	4:13.767	1:00.786	1:42.551	1:30.430	150.0	1:42:34.201
29	1	3:48.874	1:25.313	1:32.187	51.374	80.7	1:46:23.075
30	1	3:06.940	54.926	1:22.955	49.059	185.9	1:49:30.015
31	1	3:07.511	53.432	1:23.875	50.204	184.0	1:52:37.526
32	1	3:10.528	54.224	1:25.357	50.947	182.1	1:55:48.054
33	1	3:09.352	53.424	1:24.771	51.157	178.8	1:58:57.406
34	1	3:08.541	53.735	1:24.912	49.894	184.0	2:02:05.947

59 PORSCHE 911 2L 1965
1.David HUXLEY
2.Nigel GREENSALL
GT2

Lap	D	Time	Sector 1	Sector 2	Sector 3	T. Spd	Elapsed
1	1	3:33.417	1:09.678			151.5	3:33.417
2	1	3:16.515	56.195			170.6	6:49.932
3	1	3:20.857	56.580	1:29.015	55.262	170.6	10:10.789
4	1	3:14.191	56.004	1:26.572	51.615	171.7	13:24.980
5	1	3:12.470	55.512			171.7	16:37.450
6	1	3:11.895	55.096			168.5	19:49.345
7	1	4:12.146	55.029	1:54.482	1:22.635	173.6	24:01.491
8	1	5:11.265	1:13.524	2:29.891	1:27.850	105.8	29:12.756
9	1	5:09.431	1:44.055	2:01.307	1:24.069	78.5	34:22.187
10	1	4:45.128	1:19.405	1:58.038	1:27.685	83.1	39:07.315
11	1	4:15.029	1:30.880	1:51.799	52.350	77.0	43:22.344
12	1	3:15.659	56.265	1:28.023	51.371	167.4	46:38.003
13	1	3:14.360	55.346	1:27.728	51.286	166.9	49:52.363
14	1	3:11.691	54.940	1:25.885	50.866	173.6	53:04.054
15	1	3:11.082	55.288	1:25.960	49.834	180.3	56:15.136
16	1	3:23.420 B	55.513	1:26.392	1:01.515	167.7	59:38.556
17	1	8:37.264	6:25.407	1:23.105	48.752	172.0	1:08:15.820
18	1	3:05.639	52.833	1:24.168	48.638	179.1	1:11:21.459
19	1	3:02.494	52.386	1:21.980	48.128	192.2	1:14:23.953
20	1	3:03.097	52.218			197.8	1:17:27.050
21	1	3:04.255	52.972			188.5	1:20:31.305
22	1	3:04.429	52.692			188.5	1:23:35.734
23	1	3:03.209	52.146			193.5	1:26:38.943
24	1	3:03.724	52.849	1:22.257	48.618	192.2	1:29:42.667
25	1	3:03.509	51.928			195.3	1:32:46.176
26	1	3:04.011	51.944			197.8	1:35:50.187
27	1	4:45.317	1:07.927	2:07.834	1:29.556	93.0	1:40:35.504
28	1	4:21.349	1:21.991	1:50.708	1:08.650	110.1	1:44:56.853
29	1	3:06.278	53.570	1:24.078	48.630	188.8	1:48:03.131
30	1	3:05.845	54.211	1:23.647	47.987	190.8	1:51:08.976
31	1	3:03.455	52.172			194.2	1:54:12.431
32	1	3:03.402	52.415			194.9	1:57:15.833
33	1	3:02.882	52.096	1:21.947	48.839	198.2	2:00:18.715
34	1	3:06.591	53.471	1:24.683	48.437	189.1	2:03:25.306

60 LOTUS XI 1500 1957
1.Guy PEETERS
2.Fred DE BRAEY
SP2

Lap	D	Time	Sector 1	Sector 2	Sector 3	T. Spd	Elapsed
1	1	3:26.250	1:02.128	1:31.070	53.052	158.8	3:26.250
2	1	3:21.973	55.977	1:32.066	53.930	165.6	6:48.223
3	1	3:20.622	54.161	1:31.938	54.523	169.8	10:08.845
4	1	3:14.851	54.782	1:27.484	52.585	176.5	13:23.696
5	1	3:12.077	55.815	1:25.990	50.272	167.4	16:35.773
6	1	3:11.957	54.963	1:26.713	50.281	164.9	19:47.730
7	1	4:11.761	54.270	1:55.039	1:22.452	165.9	23:59.491
8	1	5:10.558	1:13.421	2:28.095	1:29.042	98.4	29:10.049
9	1	5:10.043	1:44.704	2:00.364	1:24.975	79.2	34:20.092
10	1	4:45.566	1:19.465	1:58.424	1:27.677	87.2	39:05.658
11	1	4:15.762	1:30.355	1:52.239	53.168	83.9	43:21.420
12	1	3:15.403	54.863	1:27.100	53.440	151.5	46:36.823
13	1	3:17.687	54.291	1:31.451	51.945	169.3	49:54.510
14	1	3:12.166	54.083	1:27.352	50.731	170.1	53:06.676
15	1	3:11.321	54.761	1:26.294	50.266	185.6	56:17.997
16	1	3:15.140	56.350	1:28.167	50.623	167.7	59:33.137
17	1	3:31.004 B	54.871	1:30.506	1:05.627	178.5	1:03:04.141
18	1	9:11.857	6:57.549	1:25.058	49.250	185.9	1:12:15.998
19	1	3:07.024	53.752	1:23.489	49.783	165.6	1:15:23.022
20	1	3:05.009	53.655	1:23.057	48.297	180.9	1:18:28.031
21	1	3:04.375	52.359	1:23.527	48.489	184.3	1:21:32.406
22	1	3:06.200	52.849	1:23.757	49.594	183.1	1:24:38.606
23	1	3:04.795	53.130	1:23.173	48.492	181.2	1:27:43.401
24	1	3:04.889	52.964	1:22.810	49.115	183.1	1:30:48.290
25	1	3:05.607	52.666	1:23.212	49.729	188.5	1:33:53.897
26	1	3:26.534	52.378	1:24.964	1:09.192	186.9	1:37:20.431
27	1	4:54.668	1:24.826	2:04.054	1:25.788	94.8	1:42:15.099
28	1	3:54.640	1:27.234	1:38.004	49.402	92.6	1:46:09.739
29	1	3:06.408	52.998	1:24.607	48.803	179.4	1:49:16.147
30	1	3:08.447	53.460	1:24.308	50.679	185.2	1:52:24.594
31	1	3:05.151	53.057	1:23.121	48.973	188.2	1:55:29.745
32	1	3:02.758	51.991	1:22.907	47.860	193.9	1:58:32.503
33	1	3:04.862	52.718	1:24.092	48.052	192.9	2:01:37.365

67 SHELBY Mustang 350 GT 1965
1.Thomas STUDER
GT5

Lap	D	Time	Sector 1	Sector 2	Sector 3	T. Spd	Elapsed
1	1	3:24.664	1:08.026	1:26.294	50.344	172.2	3:24.664
2	1	3:05.897	52.117	1:25.021	48.759	178.2	6:30.561
3	1	3:01.034	50.575	1:23.026	47.433	187.5	9:31.595
4	1	3:02.156	51.196	1:23.058	47.902	168.5	12:33.751
5	1	3:02.748	50.765	1:23.631	48.352	172.5	15:36.499
6	1	3:02.524	51.035	1:23.689	47.800	172.8	18:39.023
7	1	3:02.515	51.130	1:23.207	48.178	184.6	21:41.538
8	1	5:05.885	1:26.836	2:17.185	1:21.864	86.9	26:47.423
9	1	5:12.887	1:32.124	2:13.350	1:27.413	89.7	32:00.310
10	1	5:17.070	1:40.486	2:11.786	1:24.798	86.5	37:17.380
11	1	4:26.681	1:28.561	1:54.410	1:03.710	91.3	41:44.061
12	1	3:02.095	50.940	1:23.516	47.639	183.7	44:46.156
13	1	3:00.810	50.648	1:22.468	47.694	177.0	47:46.966
14	1	3:01.637	50.810	1:22.773	48.054	176.5	50:48.603
15	1	3:03.828	51.439	1:23.627	48.762	178.8	53:52.431
16	1	3:02.368	51.132	1:23.455	47.781	183.1	56:54.799
17	1	3:03.043	51.096	1:23.573	48.374	192.2	59:57.842
18	1	3:14.415 B	50.997	1:23.524	59.894	177.0	1:03:12.257

EFG Private Banking
VICOMTE A. PARIS
ZENITH WATCHES

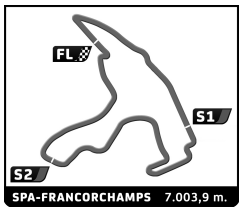

SIXTIES' ENDURANCE
SPA CLASSIC
RACE

Sector Analysis

Personal Best | Session Best | B Crossing the finish line in pit lane

Lap	D	Time	Sector 1	Sector 2	Sector 3	T. Spd	Elapsed
19	1	8:53.545	6:39.263	1:25.693	48.589	170.9	1:12:05.802
20	1	3:00.879	50.625	1:23.493	46.761	182.4	1:15:06.681
21	1	3:02.588	50.806	1:22.834	48.948	180.6	1:18:09.269
22	1	3:00.601	50.973	1:22.625	47.003	192.5	1:21:09.870
23	1	3:02.033	50.632	1:23.494	47.907	187.8	1:24:11.903
24	1	3:02.009	50.982	1:23.258	47.769	184.6	1:27:13.912
25	1	3:01.145	51.111	1:22.805	47.229	179.1	1:30:15.057
26	1	3:03.483	51.021	1:23.071	49.391	195.7	1:33:18.540
27	1	3:16.368	50.437	1:24.509	1:01.422	197.4	1:36:34.908
28	1	4:19.899	1:06.574	1:42.128	1:31.197	122.9	1:40:54.807
29	1	4:17.208	1:22.537	1:43.960	1:10.711	85.2	1:45:12.015
30	1	3:04.785	52.090	1:24.296	48.399	174.5	1:48:16.800
31	1	3:02.329	50.979	1:23.190	48.160	184.0	1:51:19.129
32	1	3:00.611	50.445	1:22.922	47.244	188.5	1:54:19.740
33	1	3:00.336	50.756	1:22.320	47.260	185.9	1:57:20.076
34	1	2:59.295	50.279	1:21.354	47.662	181.5	2:00:19.371
35	1	3:00.522	50.769	1:22.571	47.182	196.7	2:03:19.893

68 PORSCHE 911 2L 1965 — GT2
1.Michiel VAN DUIJVENDIJK
2.Pascal PANDELAAR

Lap	D	Time	Sector 1	Sector 2	Sector 3	T. Spd	Elapsed
1	1	3:30.235	1:07.622	1:28.813	53.800	173.6	3:30.235
2	1	3:19.221	56.165	1:29.557	53.499	176.8	6:49.456
3	1	3:19.045	55.573	1:29.697	53.775	180.3	10:08.501
4	1	3:14.427	54.870	1:27.275	52.282	180.6	13:22.928
5	1	3:11.933	55.650	1:25.537	50.746	179.7	16:34.861
6	1	3:12.159	55.342	1:25.868	50.949	172.8	19:47.020
7	1	4:13.241	55.326	1:55.583	1:22.332	172.5	24:00.261
8	1	5:11.550	1:13.445	2:28.321	1:29.784	106.8	29:11.811
9	1	5:09.311	1:43.851	2:00.579	1:24.881	79.4	34:21.122
10	1	4:45.170	1:19.279	1:58.132	1:27.759	84.8	39:06.292
11	1	4:13.614	1:30.654	1:51.687	51.273	84.5	43:19.906
12	1	3:13.936	54.164	1:27.360	52.412	170.1	46:33.842
13	1	3:13.750	54.845	1:27.163	51.742	174.8	49:47.592
14	1	3:12.098	54.921	1:26.086	51.091	174.8	52:59.690
15	1	3:10.157	54.206	1:26.057	49.894	173.4	56:09.847
16	1	3:10.773	53.881	1:26.562	50.330	182.7	59:20.620
17	1	3:16.794 B	54.065	1:25.053	57.676	168.0	1:02:37.414
18	1	8:45.732	6:30.579	1:26.302	48.851	183.4	1:11:23.146
19	1	3:03.169	52.208	1:22.694	48.267	197.8	1:14:26.315
20	1	3:03.769	52.024	1:23.421	48.324	202.6	1:17:30.084
21	1	3:05.112	52.134	1:24.326	48.652	199.6	1:20:35.196
22	1	3:06.183	52.673	1:24.788	48.722	187.2	1:23:41.379
23	1	3:05.896	52.359	1:24.746	48.791	203.8	1:26:47.275
24	1	3:05.210	53.249	1:23.502	48.459	187.2	1:29:52.485
25	1	3:06.682	53.412	1:24.432	48.838	201.5	1:32:59.167
26	1	3:11.570	54.494	1:24.058	53.018	194.9	1:36:10.737
27	1	4:32.343	1:05.407	1:57.192	1:29.744	137.4	1:40:43.080
28	1	4:19.986	1:22.044	1:48.562	1:09.380	102.7	1:45:03.066
29	1	3:12.863	57.137	1:25.781	49.945	186.2	1:48:15.929
30	1	3:07.231	54.779	1:23.593	48.859	198.5	1:51:23.160
31	1	3:09.101	54.628	1:25.603	48.870	191.5	1:54:32.261
32	1	3:05.658	52.194	1:24.044	49.420	184.3	1:57:37.919
33	1	3:05.018	52.750	1:23.828	48.440	196.4	2:00:42.937
34	1	3:09.126	53.262	1:24.540	51.324	200.7	2:03:52.063

69 LOTUS XI 1500 1956 — SP2
1.Serge KRIKNOFF

Lap	D	Time	Sector 1	Sector 2	Sector 3	T. Spd	Elapsed
1	1	3:26.502	1:06.666	1:27.472	52.364	168.2	3:26.502
2	1	3:17.150	53.813	1:30.820	52.517	192.2	6:43.652
3	1	3:07.601	53.623	1:23.828	50.150	192.5	9:51.253
4	1	3:06.155	53.453	1:22.459	50.243	193.9	12:57.408
5	1	3:04.118	52.655	1:22.461	49.002	186.5	16:01.526
6	1	3:04.147	52.706	1:23.097	48.344	180.6	19:05.673
7	1	3:06.864	53.280	1:22.333	51.251	180.3	22:12.537
8	1	4:55.956	1:11.693	2:31.457	1:12.806	70.8	27:08.493
9	1	5:13.145	1:27.324	2:21.467	1:24.354	63.6	32:21.638
10	1	5:16.060	1:47.742	2:02.431	1:25.887	117.0	37:37.698
11	1	4:21.628	1:33.047	1:43.871	1:04.710	126.9	41:59.326
12	1	3:09.932	55.024	1:24.361	50.547	171.7	45:09.258
13	1	3:04.971	53.353	1:23.001	48.617	179.1	48:14.229
14	1	3:03.365	53.308	1:21.080	48.977	192.5	51:17.594
15	1	3:01.659	52.482	1:20.879	48.298	200.4	54:19.253
16	1	3:02.177	52.301	1:21.721	48.155	186.2	57:21.430
17	1	3:01.648	52.349	1:21.500	47.799	193.5	1:00:23.078
18	1	3:01.572	52.295	1:20.815	48.462	198.5	1:03:24.650
19	1	3:11.193 B	52.094	1:21.699	57.400	194.9	1:06:35.843
20	1	8:45.859	6:33.424	1:22.079	50.356	167.7	1:15:21.702
21	1	3:02.644	52.931	1:21.455	48.258	200.4	1:18:24.346
22	1	3:01.080	52.259	1:20.973	47.848	192.9	1:21:25.426
23	1	3:01.154	52.488	1:20.677	47.989	201.5	1:24:26.580
24	1	3:03.547	52.392	1:22.561	48.594	187.2	1:27:30.127
25	1	3:00.821	51.843	1:20.368	48.610	201.9	1:30:30.948
26	1	3:01.180	52.198	1:20.530	48.452	199.6	1:33:32.128
27	1	3:13.916	52.408	1:22.880	58.628	198.5	1:36:46.044
28	1	4:16.729	1:08.032	1:36.221	1:32.476	133.8	1:41:02.773
29	1	4:16.022	1:23.386	1:41.037	1:11.599	77.5	1:45:18.795
30	1	3:08.379	54.198	1:25.775	48.406	170.6	1:48:27.174
31	1	3:03.937	52.087	1:23.472	48.378	183.4	1:51:31.111
32	1	3:01.410	51.920	1:21.416	48.074	197.8	1:54:32.521
33	1	3:01.506	51.754	1:21.564	48.188	189.1	1:57:34.027
34	1	3:02.411	52.013	1:21.724	48.674	199.6	2:00:36.438
35	1	3:04.393	51.681	1:23.891	48.821	198.9	2:03:40.831

70 SHELBY Cobra 289 1963 — GT5
1.Pierre-Alain FRANCE
2.Erwin FRANCE

Lap	D	Time	Sector 1	Sector 2	Sector 3	T. Spd	Elapsed
1	1	2:54.504	49.473	1:19.479	45.552	205.7	2:54.504
2	1	2:56.122	48.937	1:21.073	46.112	193.2	5:50.626
3	1	2:52.168	48.043	1:19.162	44.963	213.9	8:42.794
4	1	2:54.054	47.567	1:19.417	47.070	208.1	11:36.848
5	1	2:53.388	48.268	1:19.333	45.787	202.2	14:30.236
6	1	2:54.308	48.207	1:20.077	46.024	196.7	17:24.544
7	1	2:53.941	47.982	1:19.704	46.255	203.0	20:18.485
8	1	3:51.933	48.365	1:38.533	1:25.035	201.1	24:10.418
9	1	5:09.764	1:12.185	2:31.868	1:25.711	137.6	29:20.182
10	1	5:09.967	1:47.102	1:58.762	1:24.103	135.3	34:30.149
11	1	4:45.354	1:17.342	1:59.169	1:28.843	93.0	39:15.503
12	1	4:03.874	1:30.043	1:45.330	48.501	76.6	43:19.377
13	1	2:54.632	50.409	1:19.169	45.054	210.1	46:14.009
14	1	2:52.348	47.095	1:20.171	45.082	202.6	49:06.357
15	1	2:55.174	50.059	1:20.122	44.993	201.5	52:01.531
16	1	2:52.515	47.490	1:19.697	45.328	209.3	54:54.046
17	1	2:52.359	47.526	1:20.073	44.760	190.8	57:46.405
18	1	2:51.833	47.504	1:19.397	44.932	204.9	1:00:38.238
19	1	2:52.115	47.364	1:19.757	44.994	193.5	1:03:30.353
20	1	2:52.144	47.209	1:19.617	45.318	194.9	1:06:22.497

EFG Private Banking
VICOMTE A. PARIS
ZENITH WATCHES

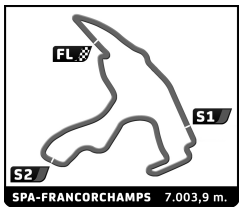

SIXTIES' ENDURANCE
SPA CLASSIC
RACE

Sector Analysis

Personal Best | Session Best | B Crossing the finish line in pit lane

Lap	D	Time	Sector 1	Sector 2	Sector 3	T. Spd	Elapsed
21	1	2:53.548	47.782	1:20.405	45.361	191.2	1:09:16.045
22	1	3:04.478 B	47.152	1:19.429	57.897	192.2	1:12:20.523
23	1	8:43.139	6:25.021	1:31.803	46.315	184.9	1:21:03.662
24	1	3:00.130	49.188	1:23.876	47.066	167.2	1:24:03.792
25	1	2:55.735	48.340	1:21.194	46.201	186.5	1:26:59.527
26	1	2:55.914	48.566	1:21.099	46.249	199.3	1:29:55.441
27	1	2:59.156	49.326	1:21.463	48.367	197.1	1:32:54.597
28	1	3:06.804	50.317	1:21.543	54.944	190.5	1:36:01.401
29	1	4:36.514	1:07.117	1:58.489	1:30.908	151.5	1:40:37.915
30	1	4:20.499	1:20.894	1:50.633	1:08.972	112.9	1:44:58.414
31	1	3:01.365	51.096	1:23.009	47.260	189.8	1:47:59.779
32	1	2:58.248	50.085	1:21.972	46.191	191.5	1:50:58.027
33	1	2:55.608	48.411	1:21.508	45.689	192.2	1:53:53.635
34	1	2:58.282	48.913	1:23.330	46.039	194.9	1:56:51.917
35	1	2:58.213	48.312	1:22.659	47.242	194.9	1:59:50.130
36	1	3:10.392	47.941	1:34.467	47.984	198.5	2:03:00.522

75 JAGUAR Type E 3.8L 1963
1.Marc-Antoine FALCON DE — GT4

Lap	D	Time	Sector 1	Sector 2	Sector 3	T. Spd	Elapsed
1	1	3:24.170	1:03.062	1:29.374	51.734	154.9	3:24.170
2	1	3:11.415	53.627	1:28.983	48.805	164.1	6:35.585
3	1	3:05.698	52.614	1:24.495	48.589	185.2	9:41.283
4	1	3:01.761	51.768	1:22.588	47.405	192.2	12:43.044
5	1	3:03.023	50.614	1:24.941	47.468	191.2	15:46.067
6	1	3:04.312	50.860	1:24.360	49.092	188.5	18:50.379
7	1	3:05.300	51.112	1:24.019	50.169	181.2	21:55.679
8	1	5:07.133	1:22.568	2:31.677	1:12.888	67.9	27:02.812
9	1	5:14.761	1:28.526	2:19.979	1:26.256	70.8	32:17.573
10	1	5:16.264	1:45.297	2:04.381	1:26.586	106.0	37:33.837
11	1	4:21.153	1:32.339	1:43.115	1:05.699	122.0	41:54.990
12	1	3:03.391	51.579	1:23.889	47.923	186.9	44:58.381
13	1	3:04.531	51.045	1:24.204	49.282	194.9	48:02.912
14	1	3:14.812 B	51.814	1:24.385	58.613	193.5	51:17.724
15	1	9:17.146	7:03.074	1:26.378	47.694	182.7	1:00:34.870
16	1	3:02.022	51.252	1:23.547	47.223	191.2	1:03:36.892
17	1	3:04.213	51.236	1:24.152	48.825	179.1	1:06:41.105
18	1	3:04.154	51.171	1:24.598	48.385	192.9	1:09:45.259
19	1	3:04.390	51.155	1:23.573	49.662	190.8	1:12:49.649
20	1	3:00.902	50.796	1:23.077	47.029	188.8	1:15:50.551
21	1	3:01.769	50.614	1:23.502	47.653	193.2	1:18:52.320
22	1	3:03.054	50.503	1:24.511	48.040	192.9	1:21:55.374
23	1	3:02.647	51.031	1:23.698	47.918	184.3	1:24:58.021
24	1	3:02.653	50.780	1:23.560	48.313	185.6	1:28:00.674
25	1	3:18.271	50.642	1:23.067	1:04.562	193.5	1:31:18.945
26	1	3:05.265	53.657	1:23.623	47.985	192.9	1:34:24.210

76 PORSCHE 356 C 1964
1.Gilles RIVOALLON — GT2

Lap	D	Time	Sector 1	Sector 2	Sector 3	T. Spd	Elapsed
1	1	4:18.663	1:42.988	1:37.415	58.260	144.2	4:18.663
2	1	3:39.791	1:06.072	1:35.526	58.193	148.4	7:58.454
3	1	3:39.622	1:06.792	1:34.329	58.501	147.5	11:38.076
4	1	3:40.528	1:06.672	1:33.464	1:00.392	146.7	15:18.604
5	1	3:39.744	1:06.332	1:34.921	58.491	150.2	18:58.348
6	1	3:38.595	1:05.849	1:33.081	59.665	150.6	22:36.943
7	1	4:39.533	1:07.151	2:20.724	1:11.658	149.0	27:16.476
8	1	5:11.083	1:26.536	2:20.460	1:24.087	89.3	32:27.559
9	1	5:16.409	1:49.551	1:59.371	1:27.487	92.9	37:43.968
10	1	4:24.074	1:32.692	1:44.421	1:06.961	112.9	42:08.042
11	1	3:38.171	1:06.501	1:34.236	57.434	143.6	45:46.213
12	1	3:37.519	1:05.246	1:34.306	57.967	151.3	49:23.732
13	1	3:43.163	1:05.229	1:38.226	59.708	140.1	53:06.895
14	1	3:50.040 B	1:06.132	1:35.796	1:08.112	150.0	56:56.935
15	1	10:10.196	7:35.636	1:36.698	57.862	137.2	1:07:07.131
16	1	3:42.183	1:07.912	1:35.186	59.085	148.4	1:10:49.314
17	1	3:41.773	1:07.954	1:35.184	58.635	143.0	1:14:31.087
18	1	3:41.511	1:07.437	1:34.823	59.251	148.8	1:18:12.598
19	1	3:40.723	1:05.993	1:35.489	59.241	150.6	1:21:53.321
20	1	3:40.233	1:06.177	1:34.667	59.389	148.1	1:25:33.554
21	1	3:40.321	1:05.734	1:36.413	58.174	147.5	1:29:13.875
22	1	3:41.602	1:05.798	1:36.495	59.309	143.2	1:32:55.477
23	1	3:44.623	1:06.110	1:38.519	59.994	151.9	1:36:40.100
24	1	4:17.838	1:07.838	1:38.130	1:31.870	145.0	1:40:57.938
25	1	4:19.061	1:22.081	1:43.613	1:13.367	81.1	1:45:16.999
26	1	3:43.413	1:07.955	1:36.450	59.008	143.6	1:49:00.412
27	1	3:43.906	1:06.669	1:37.227	1:00.010	147.9	1:52:44.318
28	1	3:43.174	1:07.226	1:37.340	58.608	147.7	1:56:27.492
29	1	3:47.245	1:07.071	1:40.138	1:00.036	144.2	2:00:14.737
30	1	3:47.460	1:07.887	1:40.845	58.728	137.8	2:04:02.197

83 JAGUAR Type E 3.8L 1963
1.Thomas KERN
2.Stephan PEYER — GT4

Lap	D	Time	Sector 1	Sector 2	Sector 3	T. Spd	Elapsed
1	1	3:04.142	54.851	1:22.101	47.190	200.4	3:04.142
2	1	3:04.507	50.009	1:24.780	49.718	188.2	6:08.649
3	1	3:01.503	50.538	1:23.082	47.883	187.2	9:10.152
4	1	3:00.743	51.470	1:22.220	47.053	191.8	12:10.895
5	1	3:02.886	50.360	1:22.648	49.878	187.2	15:13.781
6	1	3:04.014	51.419	1:22.887	49.708	194.9	18:17.795
7	1	3:02.074	50.136	1:23.840	48.098	191.2	21:19.869
8	1	3:29.515	53.107	1:41.237	55.171	148.4	24:49.384
9	1	5:01.222	1:03.999	2:43.569	1:13.654	111.1	29:50.606
10	1	5:08.800	2:04.084	1:45.853	1:18.863	153.0	34:59.406
11	1	4:49.579	1:14.170	2:05.424	1:29.985	102.3	39:48.985
12	1	3:52.000	1:29.364	1:32.301	50.335	112.1	43:40.985
13	1	3:08.281	52.271	1:25.686	50.324	179.1	46:49.266
14	1	3:15.940 B	54.958	1:23.007	57.975	182.7	50:05.206
15	1	8:47.397	6:38.615	1:21.471	47.311	173.6	58:52.603
16	1	2:58.318	50.178	1:20.700	47.440	184.0	1:01:50.921
17	1	2:58.046	49.941	1:20.938	47.167	190.5	1:04:48.967
18	1	2:58.975	50.067	1:21.833	47.075	177.0	1:07:47.942
19	1	2:58.383	49.951	1:21.232	47.200	184.9	1:10:46.325
20	1	2:57.706	50.042	1:20.622	47.042	184.6	1:13:44.031
21	1	2:59.167	50.946	1:21.302	46.919	177.6	1:16:43.198
22	1	2:57.290	49.969	1:20.783	46.538	182.4	1:19:40.488
23	1	2:58.893	50.160	1:21.763	46.970	179.1	1:22:39.381
24	1	2:59.568	51.400	1:21.223	46.945	187.2	1:25:38.949
25	1	2:58.696	50.645	1:21.271	46.780	184.9	1:28:37.645
26	1	3:00.499	50.577	1:22.797	47.125	173.9	1:31:38.144
27	1	3:00.165	50.996	1:21.579	47.590	171.4	1:34:38.309

88 SHELBY Cobra 289 1963
1.Philipp OETTLI — GT5

Lap	D	Time	Sector 1	Sector 2	Sector 3	T. Spd	Elapsed
1	1	2:56.042	50.245	1:19.945	45.852	195.7	2:56.042
2	1	2:57.436	47.967	1:22.430	47.039	189.1	5:53.478
3	1	2:54.209	48.315	1:20.431	45.463	193.5	8:47.687

EFG Private Banking
VICOMTE A. PARIS
ZENITH WATCHES

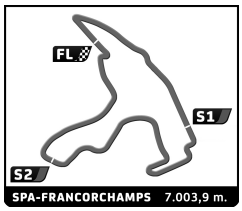

SIXTIES' ENDURANCE
SPA CLASSIC
RACE

Sector Analysis

Personal Best | Session Best | B Crossing the finish line in pit lane

Lap	D	Time	Sector 1	Sector 2	Sector 3	T. Spd	Elapsed
4	1	2:53.386	47.852	1:19.595	45.939	192.5	11:41.073
5	1	2:56.961	49.000	1:20.376	47.585	185.2	14:38.034
6	1	2:55.272	48.348	1:19.677	47.247	188.5	17:33.306
7	1	2:55.143	47.885	1:21.356	45.902	179.7	20:28.449
8	1	3:52.280	47.545	1:47.655	1:17.080	203.8	24:20.729
9	1	5:08.354	1:12.513	2:35.128	1:20.713	143.4	29:29.083
10	1	5:11.317	1:54.213	1:55.172	1:21.932	137.4	34:40.400
11	1	4:44.300	1:15.252	2:02.571	1:26.477	122.3	39:24.700
12	1	4:01.357	1:30.090	1:43.792	47.475	102.5	43:26.057
13	1	3:00.022	49.279	1:24.204	46.539	185.9	46:26.079
14	1	2:53.184	47.341	1:19.744	46.099	210.1	49:19.263
15	1	2:56.006	48.130	1:21.088	46.788	204.5	52:15.269
16	1	2:55.934	48.507	1:20.246	47.181	204.2	55:11.203
17	1	2:54.762	48.195	1:19.641	46.926	196.7	58:05.965
18	1	2:53.299	47.679	1:19.403	46.217	198.9	1:00:59.264
19	1	2:54.047	47.982	1:19.968	46.097	189.5	1:03:53.311
20	1	2:53.190	47.853	1:19.588	45.749	197.8	1:06:46.501
21	1	3:01.433 B	47.257	1:19.943	54.233	192.5	1:09:47.934
22	1	8:56.085	6:49.884	1:20.342	45.859	197.1	1:18:44.019
23	1	2:53.128	47.968	1:20.127	45.033	207.3	1:21:37.147
24	1	2:53.897	47.691	1:19.327	46.879	200.0	1:24:31.044
25	1	2:54.045	47.950	1:20.346	45.749	203.8	1:27:25.089
26	1	2:55.318	47.722	1:20.407	47.189	218.6	1:30:20.407
27	1	2:54.357	47.709	1:21.032	45.616	196.4	1:33:14.764
28	1	3:01.715	47.748	1:20.521	53.446	194.2	1:36:16.479
29	1	4:30.073	1:02.231	1:57.063	1:30.779	147.9	1:40:46.552
30	1	4:19.578	1:21.583	1:47.599	1:10.396	108.8	1:45:06.130
31	1	3:00.732	51.579	1:23.111	46.042	200.0	1:48:06.862
32	1	2:55.727	48.675	1:21.781	45.271	187.5	1:51:02.589
33	1	2:52.687	47.572	1:19.977	45.138	188.8	1:53:55.276
34	1	2:55.511	47.557	1:21.966	45.988	178.8	1:56:50.787
35	1	2:54.925	48.288	1:20.726	45.911	204.5	1:59:45.712
36	1	2:53.897	47.919	1:20.858	45.120	189.1	2:02:39.609

90 JAGUAR Type E 3.8L 1964 — GT4
1.Carlos F. CRUZ
2.Miguel AMARAL

Lap	D	Time	Sector 1	Sector 2	Sector 3	T. Spd	Elapsed
1	1	3:09.533	58.314	1:23.379	47.840	196.0	3:09.533
2	1	3:07.654	51.939	1:27.118	48.597	186.2	6:17.187
3	1	3:07.791	52.593	1:25.492	49.706	184.9	9:24.978
4	1	3:05.055	52.166	1:23.877	49.012	185.6	12:30.033
5	1	3:05.646	52.919	1:24.151	48.576	192.5	15:35.679
6	1	3:05.950	52.415	1:24.463	49.072	180.3	18:41.629
7	1	3:05.732	51.885	1:24.307	49.540	194.6	21:47.361
8	1	5:03.025	1:23.064	2:18.354	1:21.607	78.0	26:50.386
9	1	5:12.310	1:30.936	2:13.037	1:28.337	85.2	32:02.696
10	1	5:15.870	1:39.610	2:11.869	1:24.391	81.0	37:18.566
11	1	4:27.935	1:29.170	1:54.039	1:04.726	100.1	41:46.501
12	1	3:03.626	52.104	1:23.453	48.069	187.8	44:50.127
13	1	3:02.733	51.460	1:23.437	47.836	180.6	47:52.860
14	1	3:13.746 B	50.840	1:23.285	59.621	193.9	51:06.606
15	1	9:01.030	6:53.328	1:21.291	46.411	174.5	1:00:07.636
16	1	2:56.886	50.007	1:20.158	46.721	199.6	1:03:04.522
17	1	2:55.533	49.517	1:20.048	45.968	199.3	1:06:00.055
18	1	2:55.612	49.365	1:19.712	46.535	205.7	1:08:55.667
19	1	2:56.929	50.283	1:20.748	45.898	192.9	1:11:52.596
20	1	2:56.549	50.616	1:19.720	46.213	202.6	1:14:49.145
21	1	2:55.787	49.836	1:20.359	45.592	204.2	1:17:44.932
22	1	2:57.132	50.172	1:19.310	47.650	198.2	1:20:42.064
23	1	2:56.852	50.414	1:20.398	46.040	204.9	1:23:38.916
24	1	2:56.019	49.340	1:21.095	45.584	192.2	1:26:34.935
25	1	2:57.025	49.909	1:20.808	46.308	212.2	1:29:31.960
26	1	2:58.395	51.107	1:20.573	46.715	181.8	1:32:30.355
27	1	2:57.181	50.225	1:20.339	46.617	198.2	1:35:27.536
28	1	4:55.851	1:19.294	2:09.280	1:27.277	86.4	1:40:23.387
29	1	4:26.182	1:22.506	1:54.058	1:09.618	105.9	1:44:49.569
30	1	2:57.253	50.369	1:20.690	46.194	191.2	1:47:46.822
31	1	2:55.906	49.915	1:20.095	45.896	192.9	1:50:42.728
32	1	2:57.179	50.550	1:20.671	45.958	200.7	1:53:39.907
33	1	2:59.617	50.876	1:21.678	47.063	201.9	1:56:39.524
34	1	3:01.091	51.000	1:23.083	47.008	182.4	1:59:40.615
35	1	2:58.206	51.046	1:20.980	46.180	192.5	2:02:38.821

91 PORSCHE 911 2L 1965 — GT2
1.Francisco SA CARNEIRO
2.Joao CANNAS

Lap	D	Time	Sector 1	Sector 2	Sector 3	T. Spd	Elapsed
1	1	4:08.241	1:34.019	1:37.200	57.022	166.4	4:08.241
2	1	3:31.619	59.783	1:36.219	55.617	161.7	7:39.860
3	1	3:27.441	59.810	1:31.779	55.852	177.3	11:07.301
4	1	3:34.136	1:00.595	1:33.905	59.636	171.7	14:41.437
5	1	3:48.452	1:14.762	1:37.415	56.275	164.1	18:29.889
6	1	3:36.951	1:02.176	1:37.273	57.502	167.2	22:06.840
7	1	4:58.148	1:13.547	2:32.363	1:12.238	67.2	27:04.988
8	1	5:14.107	1:28.363	2:21.024	1:24.720	68.1	32:19.095
9	1	5:16.983	1:46.351	2:03.852	1:26.780	134.3	37:36.078
10	1	4:22.570	1:32.053	1:45.220	1:05.297	146.1	41:58.648
11	1	3:31.103	1:00.796	1:35.054	55.253	181.2	45:29.751
12	1	3:29.397	1:00.634	1:32.840	55.923	169.0	48:59.148
13	1	3:34.243	1:02.839	1:34.101	57.303	164.1	52:33.391
14	1	3:35.697	1:01.212	1:36.080	58.405	168.7	56:09.088
15	1	3:46.191 B	1:04.106	1:35.438	1:06.647	165.1	59:55.279
16	1	9:34.347	7:04.435	1:34.622	55.290	162.2	1:09:29.626
17	1	3:29.749	59.749	1:35.014	54.986	153.8	1:12:59.375
18	1	3:30.610	1:00.452	1:35.235	54.923	170.9	1:16:29.985
19	1	3:30.481	1:01.778	1:34.272	54.431	154.1	1:20:00.466
20	1	3:44.312 B	1:06.109	1:33.414	1:04.789	169.0	1:23:44.778
21	1	5:18.716	2:50.947	1:33.090	54.679	167.4	1:29:03.494
22	1	3:27.123	58.929	1:34.565	53.629	169.0	1:32:30.617
23	1	3:29.916	57.966	1:34.777	57.173	168.0	1:36:00.533
24	1	4:36.844	1:07.248	1:58.663	1:30.933	156.1	1:40:37.377
25	1	4:20.970	1:20.702	1:50.751	1:09.517	110.3	1:44:58.347
26	1	3:39.239	1:03.573	1:35.966	59.700	159.1	1:48:37.586
27	1	3:44.485 B	1:02.531	1:34.218	1:07.736	165.1	1:52:22.071

92 LOTUS XI 1100 1956 — SP1
1.Markus JÖRG

Lap	D	Time	Sector 1	Sector 2	Sector 3	T. Spd	Elapsed
1	1	3:18.301	1:02.534	1:25.878	49.889	155.2	3:18.301
2	1	3:03.360	51.777	1:22.478	49.105	192.2	6:21.661
3	1	3:01.474	50.707	1:23.211	47.556	194.2	9:23.135
4	1	2:58.397	50.784	1:20.275	47.338	195.7	12:21.532
5	1	2:57.123	50.086	1:19.759	47.278	201.1	15:18.655
6	1	3:00.483	50.561	1:21.551	48.371	198.9	18:19.138
7	1	2:59.445	51.038	1:20.947	47.460	199.6	21:18.583
8	1	3:30.329	52.276	1:41.497	56.556	174.2	24:48.912
9	1	5:00.426	1:03.391	2:42.820	1:14.215	113.2	29:49.338
10	1	5:09.294	2:03.996	1:45.557	1:19.741	154.3	34:58.632
11	1	4:49.900	1:13.704	2:05.767	1:30.429	105.5	39:48.532

EFG Private Banking
VICOMTE A. PARIS
ZENITH WATCHES

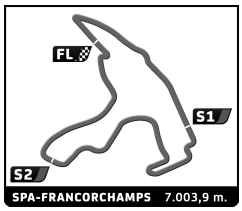

SIXTIES' ENDURANCE
SPA CLASSIC
RACE

Sector Analysis

Personal Best | Session Best | B Crossing the finish line in pit lane

Lap	D	Time	Sector 1	Sector 2	Sector 3	T. Spd	Elapsed
12	1	3:51.715	1:28.283	1:32.358	51.074	96.1	43:40.247
13	1	3:05.865	52.350	1:24.619	48.896	187.8	46:46.112
14	1	3:18.717 B	50.643	1:24.447	1:03.627	184.3	50:04.829
15	1	9:25.644	7:14.860	1:21.768	49.016	183.1	59:30.473
16	1	3:12.706	50.899	1:32.801	49.006	183.7	1:02:43.179
17	1	3:09.912	52.397	1:28.542	48.973	179.4	1:05:53.091
18	1	3:04.487	53.480	1:22.226	48.781	169.3	1:08:57.578
19	1	3:09.062	58.675	1:21.520	48.867	169.0	1:12:06.640
20	1	3:23.811 B	54.626	1:24.535	1:04.650	157.9	1:15:30.451
21	1	8:46.805	6:38.668	1:20.451	47.686	187.2	1:24:17.256
22	1	3:02.750	52.366	1:21.140	49.244	170.3	1:27:20.006
23	1	3:07.173	54.803	1:23.839	48.531	170.1	1:30:27.179
24	1	3:04.935	53.587	1:21.783	49.565	171.7	1:33:32.114
25	1	3:17.864	56.370	1:24.000	57.494	153.8	1:36:49.978
26	1	4:17.981	1:07.232	1:36.394	1:34.355	113.7	1:41:07.959
27	1	4:14.094	1:21.945	1:40.935	1:11.214	70.9	1:45:22.053
28	1	3:08.097	54.089	1:25.860	48.148	190.1	1:48:30.150
29	1	3:04.097	50.990	1:24.815	48.292	179.4	1:51:34.247
30	1	3:05.049	53.451	1:22.964	48.634	167.7	1:54:39.296
31	1	3:08.592	54.909	1:22.469	51.214	159.1	1:57:47.888
32	1	3:13.646	55.225	1:25.654	52.767	146.5	2:01:01.534

98 PORSCHE 911 2L 1965
1.Olivier TANCOGNE — GT2

Lap	D	Time	Sector 1	Sector 2	Sector 3	T. Spd	Elapsed
1	1	3:49.082	1:26.076	1:28.829	54.177	183.1	3:49.082
2	1	3:21.182	57.589	1:30.569	53.024	184.9	7:10.264
3	1	3:19.411	56.961	1:28.475	53.975	186.2	10:29.675
4	1	3:14.387	57.211	1:25.617	51.559	183.7	13:44.062
5	1	3:14.668	56.740	1:26.583	51.345	184.6	16:58.730
6	1	3:21.619	56.873	1:29.643	55.103	184.3	20:20.349
7	1	4:02.377	56.904	1:49.085	1:16.388	186.9	24:22.726
8	1	5:09.994	1:13.647	2:35.431	1:20.916	126.9	29:32.720
9	1	5:11.170	1:56.774	1:52.429	1:21.967	133.0	34:43.890
10	1	4:43.382	1:14.220	2:04.223	1:24.939	127.4	39:27.272
11	1	4:06.387	1:30.383	1:42.223	53.781	109.3	43:33.659
12	1	3:19.429	57.773	1:29.114	52.542	180.0	46:53.088
13	1	3:16.272	57.992	1:25.617	52.663	181.5	50:09.360
14	1	3:13.262	56.677	1:25.301	51.284	184.6	53:22.622
15	1	3:16.009	57.008	1:26.672	52.329	175.9	56:38.631
16	1	3:14.401	57.053	1:25.715	51.633	184.0	59:53.032
17	1	3:14.012	56.685	1:25.568	51.759	183.4	1:03:07.044
18	1	3:13.886	56.576	1:25.686	51.624	185.2	1:06:20.930
19	1	3:13.922	57.127	1:25.538	51.257	184.0	1:09:34.852
20	1	3:22.498 B	56.165	1:25.710	1:00.623	183.7	1:12:57.350
21	1	8:53.117	6:35.858	1:25.263	51.996	168.0	1:21:50.467
22	1	3:14.328	56.971	1:25.806	51.551	185.2	1:25:04.795
23	1	3:13.521	57.966	1:24.794	50.761	184.0	1:28:18.316
24	1	3:13.265	57.689	1:24.307	51.269	183.1	1:31:31.581
25	1	3:14.904	56.317	1:26.031	52.556	184.9	1:34:46.485
26	1	3:31.131	1:04.869	1:30.892	55.370	130.0	1:38:17.616
27	1	4:14.317	1:01.554	1:42.840	1:29.923	170.9	1:42:31.933
28	1	3:50.115	1:24.919	1:33.519	51.677	73.6	1:46:22.048
29	1	3:12.710	57.352	1:24.344	51.014	184.9	1:49:34.758
30	1	3:11.362	56.498	1:24.198	50.666	185.6	1:52:46.120
31	1	3:13.292	56.442	1:26.317	50.533	184.9	1:55:59.412
32	1	3:11.763	56.237	1:24.555	50.971	186.5	1:59:11.175
33	1	3:12.665	56.846	1:25.087	50.732	185.2	2:02:23.840

100 AUSTIN HEALEY 100/4 1956
1.Sébastien BERCHON — GT3

Lap	D	Time	Sector 1	Sector 2	Sector 3	T. Spd	Elapsed
1	1	3:45.521	1:21.577	1:31.817	52.127	174.2	3:45.521
2	1	3:18.514	57.322	1:27.962	53.230	174.8	7:04.035
3	1	3:14.211	56.968	1:24.576	52.667	173.1	10:18.246
4	1	3:13.967	56.870	1:25.192	51.905	175.6	13:32.213
5	1	3:14.925	57.301	1:25.286	52.338	174.8	16:47.138
6	1	3:14.981	57.105	1:25.860	52.016	173.9	20:02.119
7	1	4:07.261	57.218	1:45.147	1:24.896	173.6	24:09.380
8	1	5:09.214	1:11.419	2:31.586	1:26.209	124.9	29:18.594
9	1	5:10.896	1:47.541	1:58.397	1:24.958	147.3	34:29.490
10	1	4:44.631	1:17.224	1:57.839	1:29.568	92.6	39:14.121
11	1	4:09.762	1:30.570	1:47.196	51.996	79.6	43:23.883
12	1	3:16.788	57.443	1:25.646	53.699	176.5	46:40.671
13	1	3:15.117	56.960	1:25.642	52.515	175.3	49:55.788
14	1	3:13.775	57.092	1:25.031	51.652	172.8	53:09.563
15	1	3:14.674	57.130	1:25.813	51.731	176.2	56:24.237
16	1	3:14.259	56.491	1:25.707	52.061	175.0	59:38.496
17	1	3:14.711	56.928	1:26.210	51.573	174.5	1:02:53.207
18	1	3:14.119	56.907	1:25.722	51.490	174.2	1:06:07.326
19	1	3:23.053 B	57.049	1:25.267	1:00.737	174.5	1:09:30.379
20	1	8:49.382	6:32.399	1:25.769	51.214	164.9	1:18:19.761
21	1	3:13.518	56.847	1:24.455	52.216	173.9	1:21:33.279
22	1	3:13.344	56.597	1:24.563	52.184	176.8	1:24:46.623
23	1	3:14.164	56.402	1:26.354	51.408	172.8	1:28:00.787
24	1	3:13.829	57.030	1:24.818	51.981	174.5	1:31:14.616
25	1	3:16.352	56.334	1:27.347	52.671	171.4	1:34:30.968
26	1	3:19.871	58.592	1:26.318	54.961	163.6	1:37:50.839
27	1	4:30.648	1:01.892	2:00.463	1:28.293	127.1	1:42:21.487
28	1	3:53.131	1:26.199	1:35.896	51.036	75.7	1:46:14.618
29	1	3:12.371	56.525	1:24.994	50.852	175.0	1:49:26.989
30	1	3:13.592	56.770	1:25.107	51.715	172.0	1:52:40.581
31	1	3:15.149	56.944	1:25.381	52.824	169.8	1:55:55.730
32	1	3:14.913	57.048	1:25.391	52.474	166.9	1:59:10.643
33	1	3:18.429	57.804	1:26.554	54.071	162.4	2:02:29.072

101 SHELBY Mustang 350 GT 1965
1.Hipolito PIRES
2.Tiago MAGALHAES — GT5

Lap	D	Time	Sector 1	Sector 2	Sector 3	T. Spd	Elapsed
1	1	3:22.634	1:00.811	1:29.692	52.131	155.4	3:22.634
2	1	3:21.520	53.997	1:33.410	54.113	175.3	6:44.154
3	1	3:23.040	54.193	1:34.229	54.618	171.2	10:07.194
4	1	3:13.238	53.132	1:28.029	52.077	179.4	13:20.432
5	1	3:11.777	53.421	1:27.094	51.262	167.2	16:32.209
6	1	3:11.434	53.306	1:27.381	50.747	180.0	19:43.643
7	1	4:07.929	53.769	1:52.223	1:21.937	176.8	23:51.572
8	1	5:11.839	1:14.613	2:26.591	1:30.635	96.6	29:03.411
9	1	5:08.023	1:39.115	2:03.910	1:24.998	91.8	34:11.434
10	1	4:46.521	1:18.877	2:01.506	1:26.138	98.8	38:57.955
11	1	4:17.246	1:31.000	1:55.550	50.696	90.7	43:15.201
12	1	3:29.089 B	54.704	1:28.128	1:06.257	185.9	46:44.290
13	1	8:45.729	6:30.729	1:25.209	49.791	178.2	55:30.019
14	1	3:07.959	53.666	1:25.038	49.255	183.1	58:37.978
15	1	3:04.427	50.765			176.5	1:01:42.405
16	1	3:04.787	51.174	1:24.690	48.923	183.1	1:04:47.192
17	1	3:04.107	50.570	1:24.994	48.543	181.2	1:07:51.299
18	1	3:04.855	50.754	1:25.151	48.950	173.1	1:10:56.154

EFG Private Banking
VICOMTE A. PARIS
ZENITH WATCHES

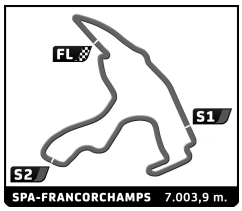

SIXTIES' ENDURANCE
SPA CLASSIC
RACE

Sector Analysis

Personal Best | Session Best | B Crossing the finish line in pit lane

Lap	D	Time	Sector 1	Sector 2	Sector 3	T. Spd	Elapsed
19	1	3:07.167	52.669			182.4	1:14:03.321
20	1	3:06.090	51.049	1:25.398	49.643	179.7	1:17:09.411
21	1	3:07.969	52.447	1:25.277	50.245	177.6	1:20:17.380
22	1	3:05.975	52.010	1:25.249	48.716	182.4	1:23:23.355
23	1	3:05.013	50.732	1:25.068	49.213	184.0	1:26:28.368
24	1	3:04.402	51.090	1:24.705	48.607	186.2	1:29:32.770
25	1	3:05.163	51.163	1:25.674	48.326	173.1	1:32:37.933
26	1	3:04.715	50.890	1:24.456	49.369	170.9	1:35:42.648
27	1	4:47.728	1:11.167	2:08.512	1:28.049	80.1	1:40:30.376
28	1	4:23.640	1:22.185	1:50.996	1:10.459	115.4	1:44:54.016
29	1	3:08.536	51.844	1:26.109	50.583	175.9	1:48:02.552
30	1	3:10.085	52.045	1:28.711	49.329	177.0	1:51:12.637
31	1	3:06.604	50.825	1:26.488	49.291	184.3	1:54:19.241
32	1	3:08.912	51.964	1:27.325	49.623	176.8	1:57:28.153
33	1	3:11.600	51.914	1:27.495	52.191	178.5	2:00:39.753
34	1	3:11.676	52.351	1:28.160	51.165	178.5	2:03:51.429

102 PORSCHE 911 2L 1965
1.Ian DALGLISH
2.James TURNER
GT2

Lap	D	Time	Sector 1	Sector 2	Sector 3	T. Spd	Elapsed
1	1	3:49.456	1:25.570	1:30.517	53.369	170.9	3:49.456
2	1	3:20.213	56.288	1:31.522	52.403	166.4	7:09.669
3	1	3:18.588	56.444	1:29.115	53.029	174.8	10:28.257
4	1	3:14.258	56.247	1:26.540	51.471	185.2	13:42.515
5	1	3:14.038	56.209	1:26.470	51.359	172.0	16:56.553
6	1	3:14.579	57.137	1:26.571	50.871	190.1	20:11.132
7	1	4:02.011	55.502	1:43.575	1:22.934	182.4	24:13.143
8	1	5:09.026	1:11.185	2:38.119	1:19.722	132.8	29:22.169
9	1	5:10.078	1:53.877	1:55.161	1:21.040	139.9	34:32.247
10	1	4:45.428	1:16.861	2:02.248	1:26.319	101.4	39:17.675
11	1	4:11.624	1:29.115	1:48.257	54.252	82.7	43:29.299
12	1	3:22.678	57.057	1:32.427	53.194	179.4	46:51.977
13	1	3:16.642	56.540	1:27.923	52.179	176.8	50:08.619
14	1	3:12.823	55.836	1:25.803	51.184	179.7	53:21.442
15	1	3:13.949	55.869	1:26.479	51.601	179.4	56:35.391
16	1	3:27.204 B	57.996	1:26.716	1:02.492	172.2	1:00:02.595
17	1	9:16.865	6:56.352	1:28.664	51.849	175.3	1:09:19.460
18	1	3:13.225	56.172	1:26.622	50.431	180.6	1:12:32.685
19	1	3:12.399	55.460	1:26.252	50.687	177.0	1:15:45.084
20	1	3:15.304	55.618	1:28.029	51.657	177.0	1:19:00.388
21	1	3:27.986 B	58.149	1:27.626	1:02.211	165.1	1:22:28.374
22	1	4:58.711	2:42.775	1:25.774	50.162	180.6	1:27:27.085
23	1	3:11.323	55.519	1:25.598	50.206	182.7	1:30:38.408
24	1	3:16.267	55.521	1:27.543	53.203	180.3	1:33:54.675
25	1	3:34.956 B	57.118	1:28.889	1:08.949	173.9	1:37:29.631
26	1	13:05.323	...	1:26.737	50.418	174.5	1:50:34.954
27	1	3:10.807	55.333	1:25.697	49.777	183.1	1:53:45.761
28	1	3:12.950	54.452	1:27.611	50.887	185.6	1:56:58.711
29	1	3:13.584	54.844	1:27.476	51.264	171.2	2:00:12.295
30	1	3:34.914 B	57.357	1:30.261	1:07.296	172.5	2:03:47.209

104 COOPER MONACO T49
1.Olivier BLANPAIN
2.Vincent JANSSEN
GT3

Lap	D	Time	Sector 1	Sector 2	Sector 3	T. Spd	Elapsed
1	1	3:31.837	1:12.862	1:26.868	52.107	179.4	3:31.837
2	1	3:16.639	53.603	1:29.743	53.293	166.2	6:48.476
3	1	3:19.262	55.101	1:29.964	54.197	163.1	10:07.738
4	1	3:14.426	54.219	1:27.541	52.666	174.5	13:22.164
5	1	3:11.194	55.774	1:24.647	50.773	163.1	16:33.358
6	1	3:12.794	57.279	1:25.811	49.704	168.2	19:46.152
7	1	4:11.607	55.629	1:53.863	1:22.115	167.2	23:57.759
8	1	5:10.501	1:13.840	2:26.490	1:30.171	99.0	29:08.260
9	1	5:09.376	1:44.566	1:59.507	1:25.303	88.4	34:17.636
10	1	4:45.955	1:20.044	1:58.154	1:27.757	81.8	39:03.591
11	1	4:15.008	1:29.862	1:53.277	51.869	91.6	43:18.599
12	1	3:14.463	54.412	1:27.276	52.775	165.4	46:33.062
13	1	3:12.991	55.035	1:26.207	51.749	167.7	49:46.053
14	1	3:09.688	54.299	1:25.316	50.073	165.4	52:55.741
15	1	3:07.483	53.236	1:23.821	50.426	169.5	56:03.224
16	1	3:08.887	54.249	1:25.030	49.608	160.0	59:12.111
17	1	3:05.585	53.536	1:23.702	48.347	169.3	1:02:17.696
18	1	3:06.251	54.336	1:23.447	48.468	176.2	1:05:23.947
19	1	3:17.462 B	52.848	1:25.076	59.538	174.8	1:08:41.409
20	1	9:07.832	6:50.884	1:25.678	51.270	167.2	1:17:49.241
21	1	3:06.632	53.797	1:23.660	49.175	186.9	1:20:55.873
22	1	3:09.372	52.823	1:25.780	50.769	179.7	1:24:05.245
23	1	3:07.485	54.244	1:24.898	48.343	167.7	1:27:12.730
24	1	3:11.054	53.854	1:26.361	50.839	165.4	1:30:23.784
25	1	3:06.800	54.695	1:23.028	49.077	172.0	1:33:30.584
26	1	3:18.494	55.304	1:23.776	59.414	183.7	1:36:49.078
27	1	4:17.553	1:07.288	1:36.485	1:33.780	113.1	1:41:06.631
28	1	4:14.362	1:21.617	1:41.972	1:10.773	76.7	1:45:20.993
29	1	3:13.572	55.962	1:26.776	50.834	171.2	1:48:34.565
30	1	3:07.818	52.916	1:23.325	51.577	175.9	1:51:42.383
31	1	3:11.681	54.758	1:27.361	49.562	168.0	1:54:54.064
32	1	3:09.843	54.693	1:25.154	49.996	160.7	1:58:03.907
33	1	3:06.356	53.446	1:23.871	49.039	157.7	2:01:10.263

106 SHELBY Mustang 350 GT 1965
1.Paul CHASE-GARDENER
GT5

Lap	D	Time	Sector 1	Sector 2	Sector 3	T. Spd	Elapsed
1	1	3:30.438	1:09.785	1:28.640	52.013	169.3	3:30.438
2	1	3:17.751	53.956	1:30.151	53.644	166.9	6:48.189
3	1	3:18.560	54.531	1:30.303	53.726	168.2	10:06.749
4	1	3:14.907	54.306	1:27.636	52.965	180.0	13:21.656
5	1	3:11.666	53.978	1:25.654	52.034	173.4	16:33.322
6	1	3:11.706	54.009	1:26.302	51.395	177.3	19:45.028
7	1	4:09.287	53.947	1:52.896	1:22.444	175.0	23:54.315
8	1	5:10.943	1:13.737	2:25.976	1:31.230	91.7	29:05.258
9	1	5:09.137	1:43.253	2:00.186	1:25.698	94.4	34:14.395
10	1	5:03.756 B	1:18.806	2:00.117	1:44.833	94.9	39:18.151
11	1	8:22.898	6:04.715	1:26.993	51.190	155.4	47:41.049
12	1	3:15.589	55.445	1:27.551	52.593	170.6	50:56.638
13	1	3:17.454	55.829	1:28.573	53.052	167.2	54:14.092
14	1	3:18.388	56.426	1:30.372	51.590	165.1	57:32.480
15	1	3:17.238	56.822	1:28.607	51.809	161.0	1:00:49.718
16	1	3:29.710 B	57.097	1:30.419	1:02.194	158.4	1:04:19.428
17	1	9:21.206	7:01.588	1:29.024	50.594	147.3	1:13:40.634
18	1	3:12.077	55.057	1:26.635	50.385	161.7	1:16:52.711
19	1	3:13.440	54.882	1:28.328	50.230	169.3	1:20:06.151
20	1	3:13.347	55.328	1:27.210	50.809	174.5	1:23:19.498
21	1	3:11.913	54.923	1:26.577	50.413	162.9	1:26:31.411
22	1	3:13.963	54.939	1:27.535	51.489	171.7	1:29:45.374
23	1	3:16.647	55.121	1:28.632	52.894	175.3	1:33:02.021
24	1	3:18.197	55.512	1:27.704	54.981	163.9	1:36:20.218
25	1	4:28.721	1:05.796	1:52.343	1:30.582	132.8	1:40:48.939
26	1	4:19.423	1:21.062	1:47.015	1:11.346	121.2	1:45:08.362
27	1	3:14.698	56.495	1:27.652	50.551	153.2	1:48:23.060

EFG Private Banking
VICOMTE A. PARIS
ZENITH WATCHES

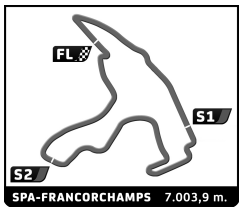

SIXTIES' ENDURANCE
SPA CLASSIC
RACE

Sector Analysis

Personal Best | Session Best | B Crossing the finish line in pit lane

Lap	D	Time	Sector 1	Sector 2	Sector 3	T. Spd	Elapsed
28	1	3:17.162	56.245	1:28.456	52.461	166.7	1:51:40.222
29	1	3:15.701	55.043	1:28.556	52.102	170.6	1:54:55.923
30	1	3:14.928	55.448	1:27.747	51.733	166.2	1:58:10.851
31	1	3:15.472	55.784	1:27.715	51.973	168.2	2:01:26.323

110 LOTUS Elite 1961 — GT1
1.Jürgen SCHNEEGANS
2.Olivier MATHAI

Lap	D	Time	Sector 1	Sector 2	Sector 3	T. Spd	Elapsed
1	1	4:00.419	1:31.110	1:34.169	55.140	158.6	4:00.419
2	1	3:24.040	59.207	1:30.421	54.412	171.2	7:24.459
3	1	3:25.081	59.448	1:29.243	56.390	169.8	10:49.540
4	1	3:22.579	58.902	1:28.219	55.458	170.9	14:12.119
5	1	3:25.512	1:00.089	1:29.579	55.844	166.9	17:37.631
6	1	3:23.636	59.306	1:30.691	53.639	170.6	21:01.267
7	1	3:43.194	1:01.886	1:42.480	58.828	150.6	24:44.461
8	1	5:09.349 B	1:04.537	2:37.351	1:27.461	124.6	29:53.810
9	1	7:56.860	4:30.485	1:57.678	1:28.697	115.8	37:50.670
10	1	4:23.868	1:31.527	1:45.505	1:06.836	103.8	42:14.538
11	1	3:23.393	59.363	1:29.976	54.054	171.2	45:37.931
12	1	3:22.551	59.961	1:28.294	54.296	168.2	49:00.482
13	1	3:22.581	1:00.274	1:28.647	53.660	168.5	52:23.063
14	1	3:21.975	59.120	1:29.061	53.794	164.1	55:45.038
15	1	3:21.921	59.819	1:28.310	53.792	168.0	59:06.959
16	1	3:23.261	59.781	1:29.372	54.108	167.7	1:02:30.220
17	1	3:32.078 B	1:00.124	1:28.424	1:03.530	169.3	1:06:02.298
18	1	9:20.857	6:50.084	1:34.448	56.325	150.2	1:15:23.155
19	1	3:29.598	1:01.099	1:32.711	55.788	159.1	1:18:52.753
20	1	3:32.130	1:01.683	1:33.130	57.317	146.9	1:22:24.883
21	1	3:29.727	1:01.544	1:32.665	55.518	158.6	1:25:54.610
22	1	3:29.085	1:01.573	1:31.968	55.544	154.7	1:29:23.695
23	1	3:31.591	1:03.199	1:32.352	56.040	141.9	1:32:55.286
24	1	3:38.359	1:02.920	1:33.107	1:02.332	153.8	1:36:33.645
25	1	4:19.147	1:05.798	1:42.376	1:30.973	124.4	1:40:52.792
26	1	4:18.841	1:22.067	1:45.045	1:11.729	107.2	1:45:11.633
27	1	3:34.978	1:01.684	1:35.415	57.879	141.5	1:48:46.611
28	1	3:59.890 B	1:06.352	1:34.888	1:18.650	154.5	1:52:46.501
29	1	4:04.956	1:38.186	1:31.590	55.180	151.0	1:56:51.457
30	1	3:30.264	1:01.487	1:31.512	57.265	153.8	2:00:21.721
31	1	3:29.156	1:00.619	1:33.258	55.279	148.4	2:03:50.877

112 LOTUS Elan S2 1965 — GT2
1.Gonçalo GOMES
2.James CLARIDGE

Lap	D	Time	Sector 1	Sector 2	Sector 3	T. Spd	Elapsed
1	1	3:17.755	59.120	1:28.989	49.646	174.5	3:17.755
2	1	3:06.125	52.126	1:24.910	49.089	170.9	6:23.880
3	1	3:04.184	53.340	1:21.830	49.014	180.6	9:28.064
4	1	3:03.389	51.522	1:22.639	49.228	173.1	12:31.453
5	1	3:06.175	52.606	1:24.250	49.319	176.8	15:37.628
6	1	3:05.822	51.766	1:23.608	50.448	182.1	18:43.450
7	1	3:04.369	51.817	1:22.787	49.765	173.4	21:47.819
8	1	5:03.694	1:23.152	2:18.597	1:21.945	73.4	26:51.513
9	1	5:12.542	1:30.668	2:12.843	1:29.031	80.2	32:04.055
10	1	5:17.973	1:39.132	2:12.278	1:26.563	82.8	37:22.028
11	1	4:24.926	1:33.831	1:46.718	1:04.377	98.2	41:46.954
12	1	3:04.075	52.379	1:23.911	47.785	181.5	44:51.029
13	1	3:03.610	51.583	1:23.766	48.261	175.3	47:54.639
14	1	3:02.846	52.027	1:21.500	49.319	179.7	50:57.485
15	1	3:01.101	52.281	1:21.348	47.472	189.5	53:58.586
16	1	3:00.729	51.673	1:21.305	47.751	195.7	56:59.315
17	1	3:09.166 B	51.484	1:22.165	55.517	172.5	1:00:08.481
18	1	8:53.955	6:45.921	1:21.223	46.811	191.2	1:09:02.436
19	1	2:59.015	50.892	1:21.261	46.862	184.6	1:12:01.451
20	1	2:59.706	51.153	1:22.274	46.279	189.8	1:15:01.157
21	1	2:55.925	50.241	1:20.178	45.506	186.9	1:17:57.082
22	1	2:57.025	50.290	1:19.789	46.946	197.1	1:20:54.107
23	1	3:01.015	52.646	1:21.287	47.082	192.5	1:23:55.122
24	1	2:59.370	50.447	1:21.143	47.780	197.1	1:26:54.492
25	1	3:00.600	51.874	1:21.234	47.492	192.2	1:29:55.092
26	1	3:01.860	51.706	1:22.955	47.199	179.4	1:32:56.952
27	1	3:05.919	50.791	1:20.138	54.990	186.5	1:36:02.871
28	1	4:35.600	1:06.461	1:58.342	1:30.797	151.5	1:40:38.471
29	1	4:20.335	1:20.918	1:50.510	1:08.907	114.0	1:44:58.806
30	1	3:03.923	52.369	1:23.540	48.014	193.5	1:48:02.729
31	1	2:58.506	50.870	1:20.871	46.765	182.1	1:51:01.235
32	1	2:57.338	50.434	1:20.928	45.976	190.8	1:53:58.573
33	1	2:57.339	50.042	1:21.162	46.135	189.1	1:56:55.912
34	1	2:59.344	50.842	1:21.239	47.263	190.1	1:59:55.256
35	1	2:58.516	50.674	1:20.834	47.008	183.1	2:02:53.772

120 SHELBY Cobra 289 1965 — GT5
1.Christophe VAN RIET

Lap	D	Time	Sector 1	Sector 2	Sector 3	T. Spd	Elapsed
1	1	2:49.446	47.373	1:17.987	44.086	194.6	2:49.446
2	1	2:52.445	47.060	1:19.830	45.555	191.8	5:41.891
3	1	2:51.006	47.344	1:18.737	44.925	188.8	8:32.897
4	1	2:53.801	46.774	1:19.509	47.518	193.2	11:26.698
5	1	2:51.770	46.833	1:19.831	45.106	203.8	14:18.468
6	1	2:51.637	47.146	1:19.301	45.190	183.1	17:10.105
7	1	2:53.347	47.084	1:20.872	45.391	185.9	20:03.452
8	1	4:00.463	47.034	1:50.028	1:23.401	197.1	24:03.915
9	1	5:11.109	1:13.180	2:30.091	1:27.838	102.5	29:15.024
10	1	5:10.176	1:43.968	2:01.166	1:25.042	95.7	34:25.200
11	1	4:45.882	1:18.176	1:57.779	1:29.927	81.1	39:11.082
12	1	4:06.713	1:28.571	1:49.482	48.660	83.1	43:17.795
13	1	2:50.972	48.101	1:18.085	44.786	192.9	46:08.767
14	1	3:00.736 B	46.981	1:19.978	53.777	182.7	49:09.503
15	1	8:28.008	6:23.084	1:19.982	44.942	188.8	57:37.511
16	1	2:52.656	48.780	1:19.308	44.568	192.2	1:00:30.167
17	1	2:53.469	49.191	1:19.177	45.101	201.5	1:03:23.636
18	1	2:52.130	47.384	1:19.495	45.251	194.9	1:06:15.766
19	1	2:52.044	47.395	1:19.477	45.172	196.0	1:09:07.810
20	1	2:52.728	47.680	1:19.677	45.371	211.4	1:12:00.538
21	1	2:52.828	47.423	1:20.480	44.925	188.2	1:14:53.366
22	1	2:53.106	47.702	1:19.633	45.771	191.8	1:17:46.472
23	1	2:52.502	48.480	1:18.283	45.739	203.8	1:20:38.974
24	1	2:55.768	49.784	1:20.003	45.981	185.2	1:23:34.742
25	1	2:52.441	47.392	1:19.438	45.611	198.2	1:26:27.183
26	1	2:53.514	47.573	1:19.571	46.370	189.5	1:29:20.697
27	1	2:54.203	47.859	1:20.929	45.415	190.5	1:32:14.900
28	1	2:54.152	48.252	1:20.118	45.782	194.9	1:35:09.052
29	1	3:09.625	50.179	1:25.879	53.567	168.0	1:38:18.677
30	1	4:14.607	1:01.710	1:42.712	1:30.185	156.5	1:42:33.284
31	1	3:43.194	1:25.325	1:31.210	46.659	77.2	1:46:16.478
32	1	2:53.297	47.920	1:20.329	45.048	196.4	1:49:09.775
33	1	2:55.717	49.515	1:20.125	46.077	189.1	1:52:05.492
34	1	2:53.859	47.554	1:20.011	46.294	196.7	1:54:59.351
35	1	2:55.939	49.568	1:20.793	45.578	175.3	1:57:55.290
36	1	2:58.295	49.140	1:22.496	46.659	175.3	2:00:53.585

EFG Private Banking
VICOMTE A. PARIS
ZENITH WATCHES

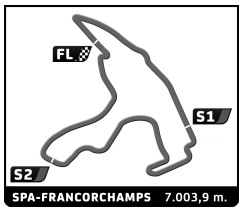

SIXTIES' ENDURANCE
SPA CLASSIC
RACE

Sector Analysis

Personal Best | Session Best | **B** Crossing the finish line in pit lane

121 — MORGAN +4 Super Sport 1962 — GT2
1.Gaël REGENT
2.Gilles COURAUDON

Lap	D	Time	Sector 1	Sector 2	Sector 3	T. Spd	Elapsed
1	1	3:48.855	1:24.499	1:30.206	54.150	172.5	3:48.855
2	1	3:19.300	56.693	1:30.648	51.959	175.9	7:08.155
3	1	3:21.321	57.465	1:29.879	53.977	177.9	10:29.476
4	1	3:14.022	56.040	1:26.151	51.831	181.5	13:43.498
5	1	3:13.941	55.868	1:27.598	50.475	175.0	16:57.439
6	1	3:14.680	56.584	1:27.172	50.924	186.5	20:12.119
7	1	4:03.359	55.273	1:45.361	1:22.725	181.8	24:15.478
8	1	5:07.916	1:10.296	2:37.675	1:19.945	132.5	29:23.394
9	1	5:11.063	1:53.571	1:54.972	1:22.520	147.3	34:34.457
10	1	4:44.896	1:15.194	2:02.875	1:26.827	102.1	39:19.353
11	1	4:09.257	1:28.115	1:47.780	53.362	85.8	43:28.610
12	1	3:20.224	57.255	1:29.539	53.430	185.2	46:48.834
13	1	3:17.985	57.134	1:29.554	51.297	178.2	50:06.819
14	1	3:13.476	56.103	1:26.670	50.703	184.6	53:20.295
15	1	3:22.005 B	56.011	1:26.809	59.185	183.1	56:42.300
16	1	8:28.116	5:55.801	1:36.345	55.970	154.1	1:05:10.416
17	1	3:31.445	59.532	1:35.621	56.292	151.3	1:08:41.861
18	1	3:28.627	58.878	1:33.813	55.936	155.8	1:12:10.488
19	1	3:28.225	58.935	1:34.722	54.568	156.5	1:15:38.713
20	1	3:27.922	58.241	1:34.597	55.084	166.7	1:19:06.635
21	1	3:26.875	58.368	1:34.336	54.171	160.5	1:22:33.510
22	1	3:26.629	58.457	1:34.292	53.880	159.5	1:26:00.139
23	1	3:25.270	58.172	1:32.751	54.347	161.0	1:29:25.409
24	1	3:25.035	57.996	1:33.766	53.273	153.6	1:32:50.444
25	1	3:25.540	57.400	1:32.253	55.887	166.7	1:36:15.984
26	1	4:29.925	1:02.072	1:57.324	1:30.529	137.9	1:40:45.909
27	1	4:20.270	1:21.586	1:47.728	1:10.956	107.8	1:45:06.179
28	1	3:32.403	59.519	1:36.423	56.461	130.6	1:48:38.582
29	1	3:29.333	58.775	1:35.414	55.144	154.1	1:52:07.915
30	1	3:26.604	57.803	1:33.982	54.819	153.2	1:55:34.519
31	1	3:27.018	58.556	1:33.522	54.940	157.4	1:59:01.537
32	1	3:27.343	58.096	1:34.113	55.134	163.6	2:02:28.880

126 — LOTUS Elan 26R 1965 — GT2
1.Robin ELLIS

Lap	D	Time	Sector 1	Sector 2	Sector 3	T. Spd	Elapsed
1	1	3:23.448	1:04.513	1:27.148	51.787	161.4	3:23.448
2	1	3:10.785	53.902	1:26.677	50.206	172.8	6:34.233
3	1	3:08.882	53.929	1:24.837	50.116	175.3	9:43.115
4	1	3:10.513	54.200	1:26.162	50.151	172.5	12:53.628
5	1	3:05.880	53.126	1:23.324	49.430	178.2	15:59.508
6	1	3:07.014	53.627			169.3	19:06.522
7	1	3:07.468	52.951			171.7	22:13.990
8	1	4:55.404	1:11.045	2:31.308	1:13.051	75.2	27:09.394
9	1	5:13.320	1:27.653	2:21.224	1:24.443	60.6	32:22.714
10	1	5:15.656	1:48.390	2:01.316	1:25.950	106.5	37:38.370
11	1	4:21.902	1:33.125	1:43.545	1:05.232	127.8	42:00.272
12	1	3:08.787	54.389	1:24.407	49.991	171.4	45:09.059
13	1	3:04.704	52.593			174.8	48:13.763
14	1	3:05.991	54.220			180.6	51:19.754
15	1	3:03.139	52.211			190.5	54:22.893
16	1	3:06.280	52.281	1:25.119	48.880	180.9	57:29.173
17	1	3:04.036	51.932			184.3	1:00:33.209
18	1	3:02.385	52.020			187.8	1:03:35.594
19	1	3:11.351 B	52.107			193.5	1:06:46.945
20	1	7:44.277	5:31.554			182.7	1:14:31.222
21	1	3:02.132	52.169			187.2	1:17:33.354
22	1	3:04.680	53.099			199.3	1:20:38.034
23	1	3:06.405	54.016	1:24.238	48.151	179.7	1:23:44.439
24	1	3:03.520	51.922			185.2	1:26:47.959
25	1	3:03.076	52.247			194.2	1:29:51.035
26	1	3:04.481	52.039			190.5	1:32:55.516
27	1	3:08.602	52.548	1:24.111	51.943	181.2	1:36:04.118
28	1	4:35.317	1:06.320	1:57.996	1:31.001	153.4	1:40:39.435
29	1	4:19.857	1:20.996	1:50.043	1:08.818	100.2	1:44:59.292
30	1	3:09.132	56.366	1:23.351	49.415	185.9	1:48:08.424
31	1	3:04.965	52.152	1:23.127	49.686	196.4	1:51:13.389
32	1	3:07.397	51.761	1:25.157	50.479	196.0	1:54:20.786
33	1	3:04.435	52.921	1:22.943	48.571	198.9	1:57:25.221
34	1	3:06.504	52.932			187.5	2:00:31.725
35	1	3:11.110	53.090	1:27.135	50.885	159.8	2:03:42.835

133 — ALFA ROMEO Giulia Sprint GTA 1965 — GT2
1.Dominique REINHARDT

Lap	D	Time	Sector 1	Sector 2	Sector 3	T. Spd	Elapsed
1	1	3:44.495	1:19.168	1:33.646	51.681	182.7	3:44.495
2	1	3:17.165	57.788	1:27.719	51.658	180.3	7:01.660
3	1	3:16.017	57.875	1:25.541	52.601	177.0	10:17.677
4	1	3:13.261	56.466	1:24.962	51.833	183.1	13:30.938
5	1	3:12.967	56.160	1:26.159	50.648	183.1	16:43.905
6	1	3:12.507	56.876	1:24.619	51.012	180.6	19:56.412
7	1	4:10.968	56.502	1:50.072	1:24.394	184.0	24:07.380
8	1	5:10.225	1:11.663	2:31.013	1:27.549	118.0	29:17.605
9	1	5:10.599	1:46.815	1:58.747	1:25.037	157.4	34:28.204
10	1	4:45.249	1:17.429	1:57.870	1:29.950	94.9	39:13.453
11	1	4:10.011	1:30.188	1:47.886	51.937	82.7	43:23.464
12	1	3:17.141	56.834	1:26.797	53.510	183.7	46:40.605
13	1	3:14.796	56.066	1:26.176	52.554	184.0	49:55.401
14	1	3:12.876	57.048	1:24.986	50.842	178.8	53:08.277
15	1	3:13.424	58.045	1:24.642	50.737	180.0	56:21.701
16	1	3:13.441	56.708	1:26.048	50.685	181.5	59:35.142
17	1	3:23.502 B	57.412	1:25.232	1:00.858	181.2	1:02:58.644
18	1	8:59.985	6:42.894	1:26.439	50.652	161.7	1:11:58.629
19	1	3:14.448	57.303	1:26.626	50.519	179.4	1:15:13.077
20	1	3:11.299	56.879	1:23.765	50.655	182.7	1:18:24.376
21	1	3:10.856	56.198	1:24.509	50.149	174.5	1:21:35.232
22	1	3:10.331	56.314	1:23.183	50.834	186.2	1:24:45.563
23	1	3:11.661	56.018	1:24.300	51.343	182.1	1:27:57.224
24	1	3:10.939	55.996	1:24.007	50.936	184.0	1:31:08.163
25	1	3:11.630	56.922	1:24.120	50.588	180.3	1:34:19.793
26	1	3:17.118	56.254	1:27.551	53.313	180.3	1:37:36.911
27	1	4:43.406	1:13.974	2:01.646	1:27.786	85.5	1:42:20.317
28	1	3:53.367	1:26.506	1:36.379	50.482	75.6	1:46:13.684
29	1	3:11.039	56.028	1:24.207	50.804	179.7	1:49:24.723
30	1	3:13.407	55.182	1:24.909	53.316	184.9	1:52:38.130
31	1	3:11.276	56.285	1:24.337	50.654	172.0	1:55:49.406
32	1	3:12.386	55.824	1:25.191	51.371	182.1	1:59:01.792
33	1	3:18.095	58.184	1:27.681	52.230	167.4	2:02:19.887

150 — SHELBY Cobra Daytona 1965 — Invitation
1.Dominique GUENAT
2.Yvan MAHE

Lap	D	Time	Sector 1	Sector 2	Sector 3	T. Spd	Elapsed
1	1	2:58.460	50.391	1:21.534	46.535	197.8	2:58.460
2	1	2:58.017	48.481	1:21.818	47.718	191.8	5:56.477

EFG Private Banking
VICOMTE A. PARIS
ZENITH WATCHES

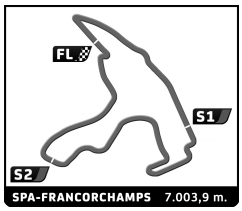

SIXTIES' ENDURANCE
SPA CLASSIC
RACE

Sector Analysis

Personal Best | Session Best | B Crossing the finish line in pit lane

Lap	D	Time	Sector 1	Sector 2	Sector 3	T. Spd	Elapsed
3	1	2:56.198	49.074	1:20.655	46.469	183.4	8:52.675
4	1	2:54.649	48.894	1:20.010	45.745	191.5	11:47.324
5	1	2:56.512	48.988	1:20.404	47.120	186.5	14:43.836
6	1	3:10.382	48.843	1:35.012	46.527	188.8	17:54.218
7	1	2:57.736	48.467	1:23.346	45.923	188.5	20:51.954
8	1	3:38.356	48.620	1:47.547	1:02.189	183.1	24:30.310
9	1	5:07.583	1:12.740	2:36.166	1:18.677	128.6	29:37.893
10	1	5:09.334	2:00.604	1:48.563	1:20.167	120.5	34:47.227
11	1	4:45.501	1:16.437	2:02.990	1:26.074	122.0	39:32.728
12	1	3:58.588	1:30.233	1:39.426	48.929	89.2	43:31.316
13	1	3:02.225	49.210	1:23.679	49.336	179.4	46:33.541
14	1	2:54.577	47.993	1:20.365	46.219	194.6	49:28.118
15	1	3:05.159	48.317	1:29.782	47.060	187.2	52:33.277
16	1	3:05.029 B	48.839	1:21.762	54.428	184.9	55:38.306
17	1	8:38.719	6:30.478	1:22.147	46.094	184.6	1:04:17.025
18	1	2:53.749	48.670	1:19.672	45.407	205.7	1:07:10.774
19	1	2:55.285	48.844	1:21.122	45.319	205.3	1:10:06.059
20	1	2:54.871	48.043	1:22.014	44.814	191.2	1:13:00.930
21	1	2:52.470	47.817	1:19.675	44.978	209.3	1:15:53.400
22	1	2:53.031	47.252	1:20.024	45.755	213.0	1:18:46.431
23	1	2:53.150	47.790	1:19.879	45.481	198.2	1:21:39.581
24	1	2:54.160	47.618	1:20.594	45.948	203.8	1:24:33.741
25	1	2:54.397	47.704	1:20.657	46.036	198.9	1:27:28.138
26	1	2:54.247	47.515	1:21.045	45.687	199.3	1:30:22.385
27	1	2:56.691	48.809	1:21.153	46.729	210.9	1:33:19.076
28	1	3:11.914	47.797	1:23.795	1:00.322	203.0	1:36:30.990
29	1	4:19.911	1:06.328	1:43.632	1:29.951	137.4	1:40:50.901
30	1	4:18.614	1:22.317	1:45.594	1:10.703	120.0	1:45:09.515
31	1	3:00.732	50.446	1:22.699	47.587	183.1	1:48:10.247
32	1	2:55.199	48.282	1:21.131	45.786	198.9	1:51:05.446
33	1	2:51.336	47.274	1:19.346	44.716	204.5	1:53:56.782
34	1	2:55.699	46.839	1:22.834	46.026	191.8	1:56:52.481
35	1	2:55.327	47.555	1:21.772	46.000	205.3	1:59:47.808
36	1	2:54.949	48.423	1:20.614	45.912	206.5	2:02:42.757

152 TRIUMPH TR4 1961 — GT2
1.Gonzague RUCHAUD
2.Stanislas GURDJIAN

Lap	D	Time	Sector 1	Sector 2	Sector 3	T. Spd	Elapsed
1	1	3:42.002	1:18.196	1:33.614	50.192	183.1	3:42.002
2	1	3:11.921	54.679	1:26.648	50.594	189.5	6:53.923
3	1	3:17.061	55.076	1:27.926	54.059	184.6	10:10.984
4	1	3:14.398	56.619	1:27.193	50.586	182.1	13:25.382
5	1	3:13.120	55.715	1:26.769	50.636	180.6	16:38.502
6	1	3:11.418	54.864	1:26.260	50.294	180.9	19:49.920
7	1	4:13.205	55.130	1:54.454	1:23.621	185.2	24:03.125
8	1	5:10.981	1:13.183	2:30.203	1:27.595	104.8	29:14.106
9	1	5:10.372	1:44.180	2:01.329	1:24.863	95.9	34:24.478
10	1	4:44.827	1:18.248	1:58.032	1:28.547	80.7	39:09.305
11	1	4:11.667	1:29.293	1:51.023	51.351	79.6	43:20.972
12	1	3:14.410	56.019	1:27.188	51.203	175.6	46:35.382
13	1	3:13.475	54.422	1:28.261	50.792	178.2	49:48.857
14	1	3:13.252	54.273	1:27.653	51.326	181.8	53:02.109
15	1	3:10.878	55.199	1:25.425	50.254	185.9	56:12.987
16	1	3:10.163	54.736	1:25.469	49.958	189.5	59:23.150
17	1	3:21.108 B	54.099	1:26.099	1:00.910	180.0	1:02:44.258
18	1	9:12.905	6:45.107	1:33.419	54.379	156.5	1:11:57.163
19	1	3:24.750	57.675	1:32.476	54.599	178.2	1:15:21.913
20	1	3:22.644	59.046	1:30.094	53.504	180.3	1:18:44.557
21	1	3:22.848	57.448	1:32.046	53.354	183.1	1:22:07.405
22	1	3:20.768	57.090	1:30.311	53.367	179.7	1:25:28.173
23	1	3:19.841	56.513	1:31.358	51.970	175.0	1:28:48.014
24	1	3:20.007	56.692	1:30.540	52.775	180.9	1:32:08.021
25	1	3:20.448	56.916	1:30.406	53.126	177.3	1:35:28.469
26	1	4:55.928	1:19.543	2:09.233	1:27.152	84.8	1:40:24.397
27	1	4:26.166	1:23.102	1:53.169	1:09.895	106.4	1:44:50.563
28	1	3:27.365	57.708	1:34.080	55.577	157.4	1:48:17.928
29	1	3:26.707	58.224	1:34.760	53.723	176.8	1:51:44.635
30	1	3:21.568	56.525	1:32.019	53.024	179.7	1:55:06.203
31	1	3:22.153	56.706	1:31.870	53.577	169.8	1:58:28.356
32	1	3:21.768	57.323	1:30.588	53.857	178.2	2:01:50.124

155 LOTUS XI 1100 1956 — SP1
1.Franco MEINERS

Lap	D	Time	Sector 1	Sector 2	Sector 3	T. Spd	Elapsed
1	1	3:21.614	1:04.214	1:27.093	50.307	179.1	3:21.614
2	1	3:10.784	53.913	1:25.180	51.691	194.9	6:32.398
3	1	3:04.732	53.574	1:22.701	48.457	182.7	9:37.130
4	1	3:02.385	53.287	1:20.878	48.220	186.5	12:39.515
5	1	3:02.751	52.801	1:21.600	48.350	187.8	15:42.266
6	1	3:03.534	52.415	1:21.953	49.166	193.2	18:45.800
7	1	3:04.758	52.578	1:21.655	50.525	196.0	21:50.558
8	1	5:07.216	1:25.407	2:23.489	1:18.320	70.0	26:57.774
9	1	5:14.388	1:30.135	2:14.931	1:29.322	78.1	32:12.162
10	1	5:17.180	1:38.185	2:11.440	1:27.555	92.8	37:29.342
11	1	4:22.429	1:31.894	1:44.878	1:05.657	80.1	41:51.771
12	1	3:04.812	54.192	1:21.963	48.657	195.3	44:56.583
13	1	3:05.971	53.426	1:23.680	48.865	191.5	48:02.554
14	1	3:02.307	52.540	1:21.773	47.994	184.9	51:04.861
15	1	3:02.323	52.791	1:21.343	48.189	194.9	54:07.184
16	1	3:15.646 B	52.066	1:21.452	1:02.128	191.5	57:22.830
17	1	8:38.631	6:28.138	1:22.602	47.891	182.4	1:06:01.461
18	1	3:00.814	52.556	1:20.167	48.091	194.2	1:09:02.275
19	1	3:02.311	53.361	1:21.366	47.584	192.2	1:12:04.586
20	1	3:03.792	52.451	1:23.934	47.407	182.7	1:15:08.378
21	1	3:00.585	52.093	1:20.277	48.215	195.7	1:18:08.963
22	1	3:01.788	53.170	1:21.006	47.612	194.2	1:21:10.751
23	1	3:02.467	52.214	1:22.035	48.218	183.7	1:24:13.218
24	1	3:05.585	53.209	1:23.261	49.115	183.1	1:27:18.803
25	1	3:02.743	52.479	1:20.502	49.762	188.2	1:30:21.546
26	1	3:03.821	53.406	1:23.117	47.298	180.3	1:33:25.367
27	1	3:15.840	52.587	1:24.103	59.150	195.3	1:36:41.207
28	1	4:18.414	1:08.683	1:37.482	1:32.249	144.8	1:40:59.621
29	1	4:17.631	1:22.928	1:42.347	1:12.356	75.6	1:45:17.252
30	1	3:06.267	54.487	1:23.738	48.042	186.2	1:48:23.519
31	1	3:07.011	53.331	1:25.556	48.124	185.9	1:51:30.530
32	1	3:21.056 B	54.615	1:24.899	1:01.542	178.8	1:54:51.586

161 AUSTIN HEALEY 3000 Mk 2 1965 — GT3
1.Serge LIBENS

Lap	D	Time	Sector 1	Sector 2	Sector 3	T. Spd	Elapsed
1	1	3:41.219	1:16.363	1:34.785	50.071	170.6	3:41.219
2	1	3:11.167	53.633	1:26.426	51.108	175.6	6:52.386
3	1	3:16.518	54.498	1:28.327	53.693	172.8	10:08.904
4	1	3:12.867	53.502	1:27.507	51.858	178.5	13:21.771
5	1	3:10.337	54.954	1:25.092	50.291	184.9	16:32.108
6	1	3:12.559	54.245	1:27.010	51.304	185.6	19:44.667
7	1	4:08.918	53.929	1:52.173	1:22.816	186.9	23:53.585
8	1	5:11.093	1:13.830	2:26.025	1:31.238	92.5	29:04.678

EFG Private Banking
VICOMTE A. PARIS
ZENITH WATCHES

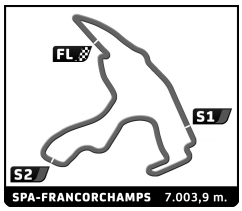

SIXTIES' ENDURANCE
SPA CLASSIC
RACE

Sector Analysis

Personal Best | Session Best | **B** Crossing the finish line in pit lane

Lap	D	Time	Sector 1	Sector 2	Sector 3	T. Spd	Elapsed
9	1	5:08.931	1:41.417	2:01.446	1:26.068	101.5	34:13.609
10	1	4:46.209	1:18.687	2:00.160	1:27.362	93.1	38:59.818
11	1	4:16.581	1:29.999	1:55.231	51.351	90.7	43:16.399
12	1	3:15.112	54.170	1:28.380	52.562	196.4	46:31.511
13	1	3:10.646	54.751	1:25.998	49.897	171.7	49:42.157
14	1	3:10.061	53.513	1:27.014	49.534	181.2	52:52.218
15	1	3:08.232	53.040	1:25.220	49.972	179.7	56:00.450
16	1	3:20.700 B	54.628	1:25.318	1:00.754	186.2	59:21.150
17	1	8:50.481	6:33.612	1:26.445	50.424	171.2	1:08:11.631
18	1	3:13.163	55.884	1:27.510	49.769	170.1	1:11:24.794
19	1	3:10.198	54.001	1:25.389	50.808	178.2	1:14:34.992
20	1	3:08.153	53.864	1:24.681	49.608	192.5	1:17:43.145
21	1	3:08.547	54.195	1:24.350	50.002	188.2	1:20:51.692
22	1	3:10.121	55.720	1:25.103	49.298	176.5	1:24:01.813
23	1	3:07.589	53.332	1:24.825	49.432	182.4	1:27:09.402
24	1	3:09.397	54.687	1:25.633	49.077	173.6	1:30:18.799
25	1	3:10.972	55.777	1:25.932	49.263	185.6	1:33:29.771
26	1	3:18.500	53.932	1:25.182	59.386	186.5	1:36:48.271
27	1	4:16.421	1:07.161	1:36.597	1:32.663	116.8	1:41:04.692
28	1	4:16.262	1:22.318	1:42.592	1:11.352	79.4	1:45:20.954
29	1	3:16.646	55.063	1:28.742	52.841	184.0	1:48:37.600
30	1	3:13.464	55.564	1:25.260	52.640	170.1	1:51:51.064
31	1	3:12.747	54.095	1:27.070	51.582	191.5	1:55:03.811
32	1	3:11.390	54.528	1:25.674	51.188	180.9	1:58:15.201
33	1	3:13.874	54.601	1:28.349	50.924	176.8	2:01:29.075

164 MG B 1963 — GT2
1.Matt GREEN
2.David GREEN

Lap	D	Time	Sector 1	Sector 2	Sector 3	T. Spd	Elapsed
1	1	3:53.408	1:26.377	1:32.652	54.379	160.2	3:53.408
2	1	3:18.249	56.950	1:27.949	53.350	169.5	7:11.657
3	1	3:19.439	56.844	1:28.193	54.402	163.9	10:31.096
4	1	3:16.983	56.962	1:26.994	53.027	169.8	13:48.079
5	1	3:18.579	57.719	1:27.817	53.043	153.0	17:06.658
6	1	3:33.064 B	59.922	1:27.693	1:05.449	148.1	20:39.722

169 LOTUS Elan 26R 1964 — GT2
1.Martin EYEARS
2.Edward MORRIS

Lap	D	Time	Sector 1	Sector 2	Sector 3	T. Spd	Elapsed
1	1	3:19.038	58.899	1:28.535	51.604	181.8	3:19.038
2	1	3:13.069	53.641	1:26.906	52.522	194.6	6:32.107

177 JAGUAR Type E 3.8L 1963 — GT4
1.Hugo PAYEN
2.Arnaud FIEFFE

Lap	D	Time	Sector 1	Sector 2	Sector 3	T. Spd	Elapsed
1	1	3:07.247	57.707	1:21.812	47.728	191.8	3:07.247
2	1	3:00.604	49.478	1:22.696	48.430	196.7	6:07.851
3	1	2:58.885	49.981	1:21.582	47.322	184.9	9:06.736
4	1	2:58.702	50.390	1:21.469	46.843	197.8	12:05.438
5	1	3:02.128	50.399	1:22.326	49.403	183.4	15:07.566
6	1	2:59.070	49.706	1:22.004	47.360	178.5	18:06.636
7	1	3:01.541	50.019	1:21.816	49.706	190.8	21:08.177
8	1	3:28.915	50.379	1:37.632	1:00.904	187.2	24:37.092
9	1	5:04.998	1:08.787	2:37.621	1:18.590	111.3	29:42.090
10	1	5:07.869	2:00.045	1:47.903	1:19.921	118.3	34:49.959
11	1	4:45.816	1:16.700	2:03.734	1:25.382	105.9	39:35.775
12	1	3:58.246	1:30.819	1:38.386	49.041	97.5	43:34.021
13	1	3:04.501	51.575	1:22.829	50.097	200.7	46:38.522
14	1	3:48.040 B	52.764	1:24.439	1:30.837	180.9	50:26.562
15	1	8:53.058	6:30.764	1:30.918	51.376	165.6	59:19.620
16	1	3:05.457	52.357	1:24.460	48.640	177.0	1:02:25.077
17	1	3:03.529	50.576	1:23.615	49.338	165.9	1:05:28.606
18	1	3:09.724	51.043	1:27.033	51.648	155.2	1:08:38.330
19	1	3:07.582	53.294	1:25.317	48.971	148.1	1:11:45.912
20	1	3:06.557	50.997	1:23.935	51.625	164.9	1:14:52.469
21	1	3:03.837	51.228	1:24.015	48.594	169.5	1:17:56.306
22	1	3:04.057	51.731	1:24.106	48.220	174.5	1:21:00.363
23	1	3:06.849	51.995	1:25.805	49.049	159.3	1:24:07.212
24	1	3:03.302	51.838			182.4	1:27:10.514
25	1	3:03.703	53.237	1:21.974	48.492	175.3	1:30:14.217
26	1	3:10.938	54.261	1:26.445	50.232	171.7	1:33:25.155
27	1	3:17.877	53.519	1:24.460	59.898	174.5	1:36:43.032
28	1	4:17.943	1:08.535	1:36.693	1:32.715	126.8	1:41:00.975
29	1	4:15.898	1:22.366	1:42.142	1:11.390	73.6	1:45:16.873
30	1	3:12.593	53.629	1:28.138	50.826	161.7	1:48:29.466
31	1	3:08.970	52.093	1:26.470	50.407	170.9	1:51:38.436
32	1	3:05.167	52.586			160.0	1:54:43.603
33	1	3:04.827	51.140	1:23.970	49.717	155.8	1:57:48.430
34	1	3:07.925	53.363	1:24.152	50.410	154.9	2:00:56.355

191 TVR Griffith 1965 — Invitation
1.Henrik LINDBERG
2.Paul KNAPTON

Lap	D	Time	Sector 1	Sector 2	Sector 3	T. Spd	Elapsed
1	1	4:11.434	1:54.991	1:26.766	49.677	168.2	4:11.434
2	1	3:08.239	50.521	1:28.420	49.298	162.4	7:19.673
3	1	3:01.800	49.315	1:23.707	48.778	170.1	10:21.473
4	1	3:02.054	49.174	1:23.086	49.794	172.8	13:23.527
5	1	2:58.047	48.878	1:20.924	48.245	179.1	16:21.574
6	1	2:59.414	48.337	1:23.788	47.289	175.0	19:20.988
7	1	3:01.067	48.173	1:21.982	50.912	175.3	22:22.055
8	1	4:48.427	1:03.792	2:31.573	1:13.062	75.3	27:10.482
9	1	5:14.211	1:27.361	2:22.490	1:24.360	54.3	32:24.693
10	1	5:15.482	1:49.213	2:00.017	1:26.252	99.9	37:40.175
11	1	4:21.880	1:34.208	1:41.847	1:05.825	110.2	42:02.055
12	1	3:04.088	52.169	1:23.988	47.931	175.6	45:06.143
13	1	2:57.741	47.945	1:22.146	47.650	165.1	48:03.884
14	1	3:01.735	51.163	1:22.948	47.624	181.5	51:05.619
15	1	2:58.374	49.851	1:21.444	47.079	173.1	54:03.993
16	1	2:56.655	48.023	1:21.879	46.753	176.8	57:00.648
17	1	2:57.343	47.952	1:21.591	47.800	174.5	59:57.991
18	1	2:59.251	49.029	1:22.679	47.543	166.4	1:02:57.242
19	1	2:57.469	48.639	1:21.869	46.961	182.1	1:05:54.711
20	1	3:11.709 B	50.111	1:22.604	58.994	157.9	1:09:06.420
21	1	9:00.894	6:49.647	1:23.671	47.576	160.5	1:18:07.314
22	1	2:57.988	48.003	1:23.466	46.519	170.3	1:21:05.302
23	1	3:01.705	49.624	1:23.876	48.205	177.0	1:24:07.007
24	1	2:56.902	48.652	1:21.825	46.425	173.6	1:27:03.909
25	1	2:54.900	47.236	1:21.184	46.480	187.5	1:29:58.809
26	1	2:58.137	47.787	1:22.829	47.521	181.2	1:32:56.946
27	1	3:08.301	51.872	1:23.862	52.567	166.2	1:36:05.247
28	1	4:35.371	1:07.559	1:56.310	1:31.502	135.8	1:40:40.618
29	1	4:19.522	1:21.702	1:49.245	1:08.575	100.2	1:45:00.140
30	1	3:04.472	52.307	1:24.689	47.476	165.4	1:48:04.612
31	1	3:05.047	50.179	1:26.530	48.338	175.9	1:51:09.659
32	1	2:57.526	49.206	1:21.659	46.661	186.9	1:54:07.185
33	1	2:58.284	48.789	1:22.450	47.045	173.9	1:57:05.469
34	1	3:00.977	48.889	1:24.749	47.339	161.4	2:00:06.446
35	1	2:59.697	49.213	1:23.070	47.414	175.6	2:03:06.143

EFG Private Banking
VICOMTE A. PARIS
ZENITH WATCHES

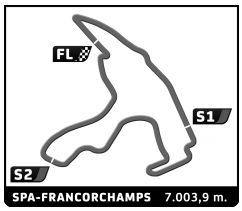

SIXTIES' ENDURANCE
SPA CLASSIC
RACE

Sector Analysis

Personal Best | Session Best | **B** Crossing the finish line in pit lane

206 — CHEVROLET Corvette C2 1964 — GT5
1.Armand ADRIAANS
2.Ad VERKUIJLEN

Lap	D	Time	Sector 1	Sector 2	Sector 3	T. Spd	Elapsed
1	1	3:11.952	58.639	1:25.332	47.981	185.9	3:11.952
2	1	3:06.847	50.803	1:27.680	48.364	169.0	6:18.799
3	1	3:02.372	51.473	1:23.810	47.089	179.1	9:21.171
4	1	3:00.578	50.025	1:22.600	47.953	178.5	12:21.749
5	1	3:00.035	50.608	1:21.667	47.760	172.2	15:21.784
6	1	3:00.492	51.817	1:21.716	46.959	184.6	18:22.276
7	1	3:01.175	50.704	1:23.394	47.077	185.6	21:23.451
8	1	3:28.739	54.787	1:39.429	54.523	167.7	24:52.190
9	1	4:59.823	1:03.486	2:42.777	1:13.560	150.2	29:52.013
10	1	5:08.707	2:05.003	1:44.887	1:18.817	169.3	35:00.720
11	1	4:49.210	1:13.780	2:06.073	1:29.357	108.8	39:49.930
12	1	3:51.244	1:29.939	1:31.410	49.895	120.7	43:41.174
13	1	3:06.492	51.392	1:24.881	50.219	183.7	46:47.666
14	1	3:12.578	1:01.255	1:24.105	47.218	174.8	50:00.244
15	1	3:03.738	51.622	1:23.335	48.781	179.7	53:03.982
16	1	3:01.778	50.971	1:22.437	48.370	184.9	56:05.760
17	1	3:05.095	51.976	1:25.353	47.766	161.7	59:10.855
18	1	3:02.927	51.142	1:23.254	48.531	183.1	1:02:13.782
19	1	3:11.469 **B**	51.863	1:23.418	56.188	169.3	1:05:25.251
20	1	8:54.872	6:40.265	1:25.868	48.739	154.5	1:14:20.123
21	1	3:07.611	51.759	1:25.297	50.555	174.2	1:17:27.734
22	1	3:09.441	53.107	1:26.301	50.033	170.3	1:20:37.175
23	1	3:08.951	53.040	1:27.870	48.041	169.8	1:23:46.126
24	1	3:03.239	51.128	1:24.136	47.975	177.9	1:26:49.365
25	1	3:03.850	51.637	1:24.120	48.093	184.0	1:29:53.215
26	1	3:02.854	50.440	1:24.347	48.067	190.5	1:32:56.069
27	1	3:10.417	51.257	1:24.615	54.545	189.1	1:36:06.486
28	1	4:35.113	1:07.441	1:55.964	1:31.708	139.0	1:40:41.599
29	1	4:19.827	1:21.678	1:49.071	1:09.078	105.8	1:45:01.426
30	1	3:10.957	54.205	1:27.081	49.671	177.6	1:48:12.383
31	1	3:08.737	51.795	1:28.201	48.741	184.6	1:51:21.120
32	1	3:07.530	52.238	1:26.716	48.576	194.2	1:54:28.650

246 — ABARTH Simca 2000 GT 1964 — GT2
1.Paul HOCKING
2.Jasper IZAKS

Lap	D	Time	Sector 1	Sector 2	Sector 3	T. Spd	Elapsed
1	1	3:31.053	1:10.887	1:28.216	51.950	174.8	3:31.053
2	1	3:14.774	53.229	1:29.393	52.152	181.8	6:45.827
3	1	3:13.043	52.906	1:29.248	50.889	171.4	9:58.870
4	1	3:07.708	52.508	1:25.719	49.481	182.1	13:06.578
5	1	3:09.518	52.541	1:26.031	50.946	182.4	16:16.096
6	1	3:08.165	53.084	1:25.894	49.187	182.7	19:24.261

736 — ALFA ROMEO Giulia Sprint GT 1965 — GT2
1.Guillaume COLINET
2.Grégoire COLINET

Lap	D	Time	Sector 1	Sector 2	Sector 3	T. Spd	Elapsed
1	1	3:44.171	1:15.480	1:36.781	51.910	168.5	3:44.171
2	1	3:20.886	57.750	1:28.409	54.727	177.3	7:05.057
3	1	3:16.018	57.344	1:25.744	52.930	175.0	10:21.075
4	1	3:16.069	57.404	1:26.648	52.017	172.2	13:37.144
5	1	3:15.771	57.215	1:26.171	52.385	180.3	16:52.915
6	1	3:16.948	57.683	1:26.880	52.385	171.7	20:09.863
7	1	4:06.163	57.361	1:47.101	1:21.701	166.2	24:16.026
8	1	5:08.273	1:10.590	2:37.814	1:19.869	130.8	29:24.299
9	1	5:10.630	1:53.908	1:54.082	1:22.640	138.8	34:34.929
10	1	4:45.466	1:15.577	2:02.552	1:27.337	96.6	39:20.395
11	1	4:09.820	1:29.797	1:45.440	54.583	109.9	43:30.215
12	1	3:22.393	59.157	1:30.402	52.834	157.9	46:52.608
13	1	3:15.461	55.851	1:27.417	52.193	182.4	50:08.069

EFG Private Banking
VICOMTE A. PARIS
ZENITH WATCHES