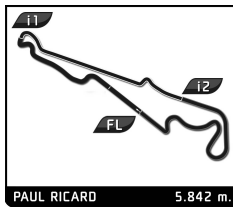


**TROFEO NASTRO ROSSO**  
**DIX MILLE TOURS**  
**RACE 1**

Analysis

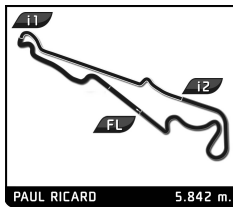
Lap	D	Time	Sector 1	Sector 2	Sector 3	Kph	Elapsed	Lap	D	Time	Sector 1	Sector 2	Sector 3	Kph	Elapsed
<p><b>2</b> 1. Heinz STAMM <span style="float:right">TSRC5A</span></p> <p><small>ASTON MARTIN DB 11 AMR Vector Corp. Spdn 1153</small></p>															
1	1	3:08.100	57.263	54.732	1:16.105	111.8	3:08.100	12	1	2:56.210	48.125	52.934	1:15.151	119.4	35:13.280
2	1	3:01.628	51.222	53.776	1:16.630	115.8	6:09.728	13	1	2:56.627	<b>48.007</b>	53.034	1:15.586	119.1	38:09.907
3	1	3:00.523	49.728	53.727	1:17.068	116.5	9:10.251								
4	1	2:59.890	49.784	53.139	1:16.967	116.9	12:10.141								
5	1	2:58.164	49.911	52.783	1:15.470	118.0	15:08.305								
6	1	2:58.521	49.955	53.201	1:15.365	117.8	18:06.826								
7	1	2:59.281	49.743	53.487	1:16.051	117.3	21:06.107								
8	1	<b>2:57.616</b>	<b>49.219</b>	52.762	1:15.635	118.4	24:03.723								
9	1	2:59.602	49.474	<b>52.417</b>	1:17.711	117.1	27:03.325								
10	1	2:59.500	51.341	53.268	<b>1:14.891</b>	117.2	30:02.825								
11	1	3:00.954	50.072	54.281	1:16.601	116.2	33:03.779								
<p><b>3</b> 1. Laurent LEVAUX <span style="float:right">FERRARI 275 GTB 1965</span></p> <p><small>GTS12</small></p>															
1	1	3:10.303	56.882	56.571	1:16.850	110.5	3:10.303								
2	1	3:04.417	49.911	57.734	1:16.772	114.0	6:14.720								
3	1	3:00.521	50.553	53.555	1:16.413	116.5	9:15.241								
4	1	2:58.240	49.402	53.176	1:15.662	118.0	12:13.481								
5	1	2:56.866	49.093	53.155	1:14.618	118.9	15:10.347								
6	1	2:56.860	49.261	53.353	<b>1:14.246</b>	118.9	18:07.207								
7	1	2:59.976	49.825	53.976	1:16.175	116.9	21:07.183								
8	1	<b>2:56.820</b>	49.062	52.951	1:14.807	118.9	24:04.003								
9	1	2:59.324	49.818	<b>52.882</b>	1:16.624	117.3	27:03.327								
10	1	3:00.075	51.853	53.661	1:14.561	116.8	30:03.402								
11	1	3:00.273	50.238	54.695	1:15.340	116.7	33:03.675								
12	1	3:19.778	<b>48.508</b>	53.393	1:37.877	105.3	36:23.453								
13	1	3:41.660 <b>B</b>	55.910	1:05.005	1:40.745	94.9	40:05.113								
<p><b>7</b> 1. Carlos MONTEVERDE <span style="float:right">FERRARI 250 LM 1964</span></p> <p><small>TSRC12</small></p>															
1	1	2:37.058	44.043	46.494	1:06.521	133.9	2:37.058								
2	1	2:37.686	44.126	47.093	1:06.467	133.4	5:14.744								
3	1	<b>2:36.452</b>	44.121	46.386	1:05.945	134.4	7:51.196								
4	1	2:36.859	44.326	46.398	1:06.135	134.1	10:28.055								
5	1	2:37.373	<b>43.573</b>	46.480	1:07.320	133.6	13:05.428								
6	1	2:37.297	44.133	46.785	1:06.379	133.7	15:42.725								
7	1	2:36.942	43.919	<b>46.307</b>	1:06.716	134.0	18:19.667								
8	1	2:37.031	43.853	46.574	1:06.604	133.9	20:56.698								
9	1	2:36.476	43.801	46.883	<b>1:05.792</b>	134.4	23:33.174								
10	1	3:29.438 <b>B</b>			1:41.437	100.4	27:02.612								
<p><b>8</b> 1. Xavier GALANT <span style="float:right">ALFA ROMEO Giulietta 1600 SZ Coda Tronca 1962</span></p> <p><small>GTS10</small></p>															
1	1	3:01.000	53.549	53.710	1:13.741	116.2	3:01.000								
2	1	2:54.908	48.978	53.216	<b>1:12.714</b>	120.2	5:55.908								
3	1	2:55.476	48.600	53.060	1:13.816	119.9	8:51.384								
4	1	2:56.720	48.736	53.471	1:14.513	119.0	11:48.104								
5	1	2:55.867	48.610	53.635	1:13.622	119.6	14:43.971								
6	1	2:55.986	48.313	53.522	1:14.151	119.5	17:39.957								
7	1	2:54.357	48.157	<b>52.826</b>	1:13.374	120.6	20:34.314								
8	1	2:54.887	48.326	53.023	1:13.538	120.3	23:29.201								
9	1	2:59.346	51.336	54.477	1:13.533	117.3	26:28.547								
10	1	2:54.408	48.089	53.044	1:13.275	120.6	29:22.955								
11	1	<b>2:54.115</b>	48.174	53.013	1:12.928	120.8	32:17.070								
<p><b>9</b> 1. Yves VÖGELE <span style="float:right">ALFA ROMEO Giulietta TZ 1964</span></p> <p><small>GTS10</small></p>															
1	1	2:57.884	53.899	52.289	1:11.696	118.2	2:57.884								
2	1	2:50.533	47.448	51.056	1:12.029	123.3	5:48.417								
3	1	2:49.753	47.767	<b>50.611</b>	1:11.375	123.9	8:38.170								
4	1	<b>2:49.657</b>	47.758	50.820	<b>1:11.079</b>	124.0	11:27.827								
5	1	3:29.497 <b>B</b>	<b>46.880</b>	1:06.586	1:36.031	100.4	14:57.324								
<p><b>12</b> 1. Jean-François PIQUET <span style="float:right">ALFA ROMEO Giulietta SZ 1960</span></p> <p><small>GTS4</small></p>															
1	1	3:19.768	1:00.164	58.958	1:20.646	105.3	3:19.768								
2	1	3:12.200	55.215	<b>56.727</b>	1:20.258	109.4	6:31.968								
3	1	3:12.757	54.794	57.649	1:20.314	109.1	9:44.725								
4	1	3:12.145	54.234	57.363	1:20.548	109.5	12:56.870								
5	1	3:16.131	56.438	57.154	1:22.539	107.2	16:13.001								
6	1	3:13.477	54.112	58.558	1:20.807	108.7	19:26.478								
7	1	3:13.438	54.484	58.581	1:20.373	108.7	22:39.916								
8	1	3:16.354			1:22.840	107.1	25:56.270								
9	1	<b>3:11.534</b>	<b>53.371</b>	58.590	<b>1:19.573</b>	109.8	29:07.804								
10	1	3:14.090	53.563	58.991	1:21.536	108.4	32:21.894								
<p><b>16</b> 1. Carlo VÖGELE <span style="float:right">FERRARI 250 GT Berlinetta 1960</span></p> <p><small>GTS7B</small></p>															
1	1	2:55.199	51.222	50.728	1:13.249	120.0	2:55.199								
2	1	2:51.253	46.948	50.184	1:14.121	122.8	5:46.452								
3	1	2:49.557	47.817	49.959	1:11.781	124.0	8:36.009								
4	1	<b>2:47.246</b>	47.016	49.516	<b>1:10.714</b>	125.8	11:23.255								
5	1	2:48.218	47.347	<b>49.441</b>	1:11.430	125.0	14:11.473								
6	1	2:47.766	47.145	49.593	1:11.028	125.4	16:59.239								
7	1	3:12.199 <b>B</b>	<b>46.902</b>	49.470	1:35.827	109.4	20:11.438								
8	1	7:36.639	5:33.556	50.479	1:12.604	46.1	27:48.077								
9	1	2:49.418	47.629	49.906	1:11.883	124.1	30:37.495								
10	1	2:49.398	47.389	50.019	1:11.990	124.2	33:26.893								
11	1	2:50.073	47.370	50.093	1:12.610	123.7	36:16.966								
12	1	2:50.379	47.983	50.034	1:12.362	123.4	39:07.345								
<p><b>21</b> 1. Clive JOY <span style="float:right">FERRARI 250 LM 1964</span></p> <p><small>TSRC12</small></p>															
1	1	2:48.480	48.249	50.172	1:10.059	124.8	2:48.480								
2	1	2:45.670	46.728	49.449	1:09.493	126.9	5:34.150								
3	1	2:45.901	46.742	49.989	1:09.170	126.8	8:20.051								
4	1	2:45.229	46.660	49.302	1:09.267	127.3	11:05.280								
5	1	2:44.438	46.058	48.864	1:09.516	127.9	13:49.718								
6	1	2:43.326	45.638	48.883	1:08.805	128.8	16:33.044								
7	1	2:44.464	45.418	49.775	1:09.271	127.9	19:17.508								
8	1	2:43.566	45.653	48.982	1:08.931	128.6	22:01.074								
9	1	2:45.249	46.409	50.071	1:08.769	127.3	24:46.323								
10	1	2:43.264	45.833	49.098	1:08.333	128.8	27:29.587								
11	1	<b>2:42.517</b>	45.324	48.991	1:08.202	129.4	30:12.104								
12	1	2:42.649	45.573	49.402	<b>1:07.674</b>	129.3	32:54.753								
13	1	2:42.740	<b>45.135</b>	<b>48.584</b>	1:09.021	129.2	35:37.493								
14	1	2:46.370	45.897	49.373	1:11.100	126.4	38:23.863								



**TROFEO NASTRO ROSSO**  
**DIX MILLE TOURS**  
**RACE 1**

Analysis

							<span style="color: green;">■</span> Personal Best <span style="color: purple;">■</span> Session Best <span style="color: blue;">■</span> Crossing the finish line in pit lane								
Lap	D	Time	Sector 1	Sector 2	Sector 3	Kph	Elapsed	Lap	D	Time	Sector 1	Sector 2	Sector 3	Kph	Elapsed
<b>25</b> 1.Eric EVERARD							FERRARI 275 GTB 1965 GT12								
1	1	2:58.282	51.791	52.235	1:14.256	118.0	2:58.282	9	1	2:45.249	46.140	48.399	1:10.710	127.3	24:37.291
2	1	2:53.754	49.188	51.218	1:13.348	121.0	5:52.036	10	1	2:44.648	46.466	48.757	1:09.425	127.7	27:21.939
3	1	2:51.764	48.635	50.798	1:12.331	122.4	8:43.800	11	1	2:43.429	45.455	48.771	1:09.203	128.7	30:05.368
4	1	2:50.998	48.411	50.615	1:11.972	123.0	11:34.798	12	1	2:44.627	47.713	48.603	1:08.311	127.8	32:49.995
5	1	2:50.869	47.897	50.617	1:12.355	123.1	14:25.667	13	1	2:55.066	45.456	48.042	1:21.568	120.1	35:45.061
6	1	2:50.402	48.314	50.857	1:11.231	123.4	17:16.069	14	1	2:46.922	45.746	48.158	1:13.018	126.0	38:31.983
7	1	2:50.299	47.987	50.309	1:12.003	123.5	20:06.368								
8	1	2:49.134	47.926	50.381	1:10.827	124.3	22:55.502								
9	1	2:49.790	48.000	50.636	1:11.154	123.9	25:45.292								
10	1	2:47.020	46.662	50.173	1:10.185	125.9	28:32.312								
11	1	2:48.979	47.182	50.026	1:11.771	124.5	31:21.291								
12	1	2:53.017	49.196	50.807	1:13.014	121.6	34:14.308								
13	1	2:55.998	49.544	51.596	1:14.858	119.5	37:10.306								
<b>31</b> 1.Pierre MELLINGER							ALFA ROMEO TZ 1965 GTS10								
1	1	3:19.452	58.307	1:00.019	1:21.126	105.4	3:19.452								
2	1	3:08.768	54.876	56.034	1:17.858	111.4	6:28.220								
3	1	3:04.985	51.420	56.190	1:17.375	113.7	9:33.205								
4	1	3:07.394	52.116	57.168	1:18.110	112.2	12:40.599								
5	1	3:05.336	51.270	56.174	1:17.892	113.5	15:45.935								
6	1	3:03.770	51.206	55.523	1:17.041	114.4	18:49.705								
7	1	3:06.568	53.445	55.275	1:17.848	112.7	21:56.273								
8	1	3:04.195	50.894	56.030	1:17.271	114.2	25:00.468								
9	1	3:10.121	51.697	1:02.103	1:16.321	110.6	28:10.589								
10	1	3:03.272	51.061	55.877	1:16.334	114.8	31:13.861								
11	1	3:07.279	51.755	55.943	1:19.581	112.3	34:21.140								
12	1	3:07.452	51.142	57.914	1:18.396	112.2	37:28.592								
<b>39</b> 1.Michel VERLIEFDEN							ASTON MARTIN DB2 Vantage 1952 GTS2								
1	1	3:19.020	59.210	58.414	1:21.396	105.7	3:19.020								
2	1	3:12.260	54.523	56.029	1:21.708	109.4	6:31.280								
3	1	3:12.635	54.568	56.805	1:21.262	109.2	9:43.915								
4	1	3:11.592	54.012	56.616	1:20.964	109.8	12:55.507								
5	1	3:12.327	54.939	57.080	1:20.308	109.4	16:07.834								
6	1	3:14.476	55.708	57.904	1:20.864	108.1	19:22.310								
7	1	3:10.959	53.819	56.973	1:20.167	110.1	22:33.269								
8	1	3:10.984	53.867	57.605	1:19.512	110.1	25:44.253								
9	1	3:11.497	53.691	56.746	1:21.060	109.8	28:55.750								
10	1	3:10.524	53.632	57.288	1:19.604	110.4	32:06.274								
11	1	3:12.496	54.012	56.979	1:21.505	109.3	35:18.770								
12	1	3:14.485	55.092	58.878	1:20.515	108.1	38:33.255								
<b>41</b> 1.Jan GIJZEN							FERRARI 275 GTB 4 1966 TSRC18								
1	1	2:45.134	47.674	48.449	1:09.011	127.4	2:45.134								
2	1	2:43.471	46.022	48.146	1:09.303	128.7	5:28.605								
3	1	2:43.612	45.794	48.150	1:09.668	128.5	8:12.217								
4	1	2:44.044	46.102	48.342	1:09.600	128.2	10:56.261								
5	1	2:43.717	46.339	47.652	1:09.726	128.5	13:39.978								
6	1	2:42.503	45.967	48.086	1:08.450	129.4	16:22.481								
7	1	2:45.368	46.347	49.476	1:09.545	127.2	19:07.849								
8	1	2:44.193	46.139	47.926	1:10.128	128.1	21:52.042								
<b>47</b> 1.Jean-Jacques BALLY							FERRARI 250 GT Berlinetta 1962 GTS7B								
1	1	3:01.728	56.510	52.216	1:13.002	115.7	3:01.728								
2	1	2:52.403	49.253	51.358	1:11.792	122.0	5:54.131								
3	1	2:51.124	48.277	51.143	1:11.704	122.9	8:45.255								
4	1	2:53.177	48.397	50.916	1:13.864	121.4	11:38.432								
5	1	2:51.442	47.815	51.463	1:12.164	122.7	14:29.874								
6	1	2:49.999	47.719	50.988	1:11.292	123.7	17:19.873								
7	1	2:51.259	47.760	51.130	1:12.369	122.8	20:11.132								
8	1	2:51.233	47.652	51.045	1:12.536	122.8	23:02.365								
9	1	2:50.921	47.639	51.335	1:11.947	123.0	25:53.286								
10	1	2:51.921	47.341	51.358	1:13.222	122.3	28:45.207								
11	1	2:51.154	47.798	50.887	1:12.469	122.9	31:36.361								
12	1	2:50.876	47.826	51.159	1:11.891	123.1	34:27.237								
13	1	2:58.507	48.787	52.448	1:17.272	117.8	37:25.744								
<b>52</b> 1.Peter MUELDER							BIZZARRINI 5300 GT 1965 TSRC12								
1	1	2:43.003	46.736	48.601	1:07.666	129.0	2:43.003								
2	1	2:41.058	45.891	47.508	1:07.659	130.6	5:24.061								
3	1	2:41.546	45.518	47.907	1:08.121	130.2	8:05.607								
4	1	2:41.106	45.004	47.405	1:08.697	130.5	10:46.713								
5	1	2:42.269	46.235	47.847	1:08.187	129.6	13:28.982								
6	1	2:42.106	45.429	48.185	1:08.492	129.7	16:11.088								
7	1	2:41.213	45.837	47.646	1:07.730	130.5	18:52.301								
8	1	2:42.286	46.371	48.291	1:07.624	129.6	21:34.587								
9	1	2:40.598	45.360	48.010	1:07.228	131.0	24:15.185								
10	1	2:42.097	45.597	48.139	1:08.361	129.7	26:57.282								
11	1	2:40.655	45.837	47.390	1:07.428	130.9	29:37.937								
12	1	2:45.156	47.477	48.788	1:08.891	127.3	32:23.093								
13	1	2:48.113	46.957	49.929	1:11.227	125.1	35:11.206								
14	1	2:52.700	47.835	50.885	1:13.980	121.8	38:03.906								
<b>53</b> 1.Heiner OETTLI							BIZZARRINI Grifo 5300 1965 TSRC12								
1	1	2:51.320	49.973	49.964	1:11.383	122.8	2:51.320								
2	1	2:48.686	47.181	49.575	1:11.930	124.7	5:40.006								
3	1	2:50.098	47.717	50.125	1:12.256	123.6	8:30.104								
4	1	2:49.780	47.767	49.733	1:12.280	123.9	11:19.884								
5	1	2:47.254	47.373	49.082	1:10.799	125.7	14:07.138								
6	1	2:47.958	47.611	49.233	1:11.114	125.2	16:55.096								
7	1	2:46.909	47.289	49.199	1:10.421	126.0	19:42.005								
8	1	2:50.686	47.937	49.617	1:13.132	123.2	22:32.691								
9	1	2:50.637	48.470	49.781	1:12.386	123.3	25:23.328								
10	1	2:49.988	48.347	50.290	1:11.351	123.7	28:13.316								
11	1	2:47.984	47.048	49.263	1:11.673	125.2	31:01.300								
12	1	2:50.345	49.059	49.521	1:11.765	123.5	33:51.645								
13	1	2:51.562	47.998	50.119	1:13.445	122.6	36:43.207								
14	1	3:00.408	49.770	52.001	1:18.637	116.6	39:43.615								



# TROFEO NASTRO ROSSO

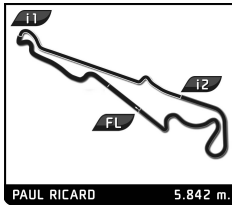
## DIX MILLE TOURS

### RACE 1

### Analysis

■ Personal Best ■ Session Best B Crossing the finish line in pit lane

Lap	D	Time	Sector 1	Sector 2	Sector 3	Kph	Elapsed	Lap	D	Time	Sector 1	Sector 2	Sector 3	Kph	Elapsed
<b>55</b> 1.Vincent GAYE FERRARI 275 GTB/C 1966 GTS17								6	1	3:07.289	53.059	56.434	1:17.796	112.3	18:45.281
1	1	2:38.895	44.752	46.760	1:07.383	132.4	2:38.895	7	1	3:13.379	54.816	56.509	1:22.054	108.8	21:58.660
2	1	2:38.217	44.171	46.695	1:07.351	132.9	5:17.112	8	1	3:16.728	54.100	1:00.132	1:22.496	106.9	25:15.388
3	1	<b>2:36.683</b>	<b>43.661</b>	46.157	1:06.865	134.2	7:53.795	9	1	3:08.286	52.774	58.010	1:17.502	111.7	28:23.674
4	1	2:37.162	43.888	46.188	1:07.086	133.8	10:30.957	10	1	3:04.357	51.223	<b>54.981</b>	1:18.153	114.1	31:28.031
5	1	2:37.333	43.945	46.114	1:07.274	133.7	13:08.290	11	1	3:11.254	51.657	56.556	1:23.041	110.0	34:39.285
6	1	2:37.155	43.729	<b>46.667</b>	<b>1:06.759</b>	133.8	15:45.445	12	1	3:19.431	54.511	1:00.117	1:24.803	105.5	37:58.716
7	1	2:37.319	44.391	<b>46.085</b>	1:06.843	133.7	18:22.764	<b>66</b> 1.Dennis SINGLETON FERRARI 275 GTB 1965 GTS12							
8	1	2:37.067	43.839	46.245	1:06.983	133.9	20:59.831	1	1	2:56.481	52.777	<b>50.561</b>	1:13.143	119.2	2:56.481
9	1	2:37.398	43.904	46.449	1:07.045	133.6	23:37.229	2	1	2:53.580	48.258	52.502	1:12.820	121.2	5:50.061
10	1	2:37.775	44.096	46.833	1:06.846	133.3	26:15.004	3	1	2:52.506	48.462	51.307	1:12.737	121.9	8:42.567
11	1	2:39.013	44.035	47.568	1:07.410	132.3	28:54.017	4	1	2:51.666	47.989	51.528	1:12.149	122.5	11:34.233
12	1	2:37.517	44.002	46.565	1:06.950	133.5	31:31.534	5	1	2:53.346	49.439	51.973	1:11.934	121.3	14:27.579
13	1	2:38.493	44.141	46.771	1:07.581	132.7	34:10.027	6	1	2:51.736	48.310	51.509	1:11.917	122.5	17:19.315
14	1	2:39.036	44.865	46.667	1:07.504	132.2	36:49.063	7	1	2:53.261	47.757	51.071	1:14.433	121.4	20:12.576
<b>57</b> 1.Jean Jacques GRAVIER ALFA ROMEO TZ 1964 GTS10								8	1	2:51.673	48.096	51.412	1:12.165	122.5	23:04.249
1	1	3:03.216	54.245	53.863	1:15.108	114.8	3:03.216	9	1	2:51.075	47.953	50.713	1:12.409	122.9	25:55.324
2	1	2:57.188	<b>48.747</b>	53.851	1:14.590	118.7	6:00.404	10	1	2:51.589	<b>47.390</b>	51.750	1:12.449	122.6	28:46.913
3	1	<b>2:57.063</b>	48.949	53.588	<b>1:14.526</b>	118.8	8:57.467	11	1	<b>2:50.702</b>	48.031	51.373	<b>1:11.298</b>	123.2	31:37.615
4	1	2:57.914	49.171	<b>53.226</b>	1:15.517	118.2	11:55.381	12	1	3:09.173	48.082	50.821	1:30.270	111.2	34:46.788
5	1	2:59.760	49.632	53.917	1:16.211	117.0	14:55.141	13	1	3:09.829	48.241	53.713	1:27.875	110.8	37:56.617
6	1	3:00.332	50.773	54.641	1:14.918	116.6	17:55.473	<b>67</b> 1.Alex BIRKENSTOCK PORSCHE 904 GTS 1964 GTS11							
7	1	2:59.728	50.298	54.000	1:15.430	117.0	20:55.201	1	1	3:12.158	57.553	57.375	1:17.230	109.4	3:12.158
8	1	3:04.893	52.730	56.302	1:15.861	113.7	24:00.094	2	1	3:01.960	49.992	53.096	1:18.872	115.6	6:14.118
9	1	2:59.911	48.919	53.248	1:17.744	116.9	27:00.005	3	1	3:04.031	50.365	53.338	1:20.328	114.3	9:18.149
10	1	2:58.000	48.851	54.261	1:14.888	118.2	29:58.005	4	1	3:51.860	51.355	1:42.783	1:17.722	90.7	13:10.009
11	1	3:04.365	49.872	58.557	1:15.936	114.1	33:02.370	5	1	3:01.119	50.380	52.560	1:18.179	116.1	16:11.128
12	1	4:16.283 B	49.017	1:07.229	2:20.037	82.1	37:18.653	6	1	3:00.312	50.818	52.810	1:16.684	116.6	19:11.440
<b>62</b> 1.Marcus LINDKVIST FERRARI 250 GT Berlinetta 1961 GTS7								7	1	3:00.491	50.093	52.972	1:17.426	116.5	22:11.931
1	1	2:47.645	48.776	48.772	1:10.097	125.5	2:47.645	8	1	3:00.406	50.138	<b>52.474</b>	1:17.794	116.6	25:12.337
2	1	2:46.147	46.542	48.714	1:10.891	126.6	5:33.792	9	1	2:59.986	50.540	52.833	<b>1:16.613</b>	116.8	28:12.323
3	1	2:45.584	46.637	48.388	1:10.559	127.0	8:19.376	10	1	<b>2:59.852</b>	50.363	52.634	1:16.855	116.9	31:12.175
4	1	2:45.472	46.860	48.279	1:10.333	127.1	11:04.848	11	1	3:00.661	<b>49.765</b>	53.076	1:17.820	116.4	34:12.836
5	1	2:46.147	45.978	48.549	1:11.620	126.6	13:50.995	12	1	3:01.378	50.741	53.550	1:17.087	116.0	37:14.214
6	1	<b>2:43.976</b>	<b>45.959</b>	48.565	<b>1:09.452</b>	128.3	16:34.971	<b>87</b> 1.Alexander SATOR MASERATI 300 S 1956 TSRC5A							
7	1	2:45.926	46.709	48.183	1:11.034	126.8	19:20.897	1	1	3:12.747	58.722	55.562	1:18.463	109.1	3:12.747
8	1	2:44.448	46.043	48.165	1:10.240	127.9	22:05.345	2	1	3:03.552	51.819	54.649	1:17.084	114.6	6:16.299
9	1	2:46.938	47.727	49.115	1:10.096	126.0	24:52.283	3	1	3:01.241	51.043	53.207	<b>1:16.991</b>	116.0	9:17.540
10	1	2:45.436	46.822	48.006	1:10.608	127.1	27:37.719	4	1	<b>3:00.748</b>	<b>50.639</b>	<b>52.963</b>	1:17.146	116.4	12:18.288
11	1	2:44.460	46.089	48.307	1:10.064	127.9	30:22.179	5	1	3:04.005	51.881	53.209	1:18.915	114.3	15:22.293
12	1	2:44.637	46.674	47.950	1:10.013	127.7	33:06.816	6	1	3:03.751	51.488	53.843	1:18.420	114.5	18:26.044
13	1	2:48.574	47.118	<b>47.828</b>	1:13.628	124.8	35:55.390	7	1	3:06.369	52.311	53.543	1:20.515	112.8	21:32.413
14	1	2:46.973	46.534	48.209	1:12.230	126.0	38:42.363	8	1	3:09.944	54.996	54.293	1:20.655	110.7	24:42.357
<b>65</b> 1.Pietro SILVA ISO Grifo A3/C 1965 TSRC12								9	1	3:08.805	53.226	54.695	1:20.884	111.4	27:51.162
1	1	3:06.887	55.667	55.892	<b>1:15.328</b>	112.5	3:06.887	10	1	3:06.500	52.588	54.502	1:19.410	112.8	30:57.662
2	1	<b>3:02.985</b>	<b>49.732</b>	55.512	1:17.741	114.9	6:09.872	11	1	3:09.363	53.936	54.487	1:20.940	111.1	34:07.025
3	1	3:05.730	50.802	55.702	1:19.226	113.2	9:15.602	12	1	3:09.115	54.122	56.739	1:18.254	111.2	37:16.140
4	1	3:13.803	53.632	1:00.042	1:20.129	108.5	12:29.405	<b>97</b> 1.Franco MEINERS MASERATI Tipo 63 1961 TSRC11							
5	1	3:08.587	52.531	58.813	1:17.243	111.5	15:37.992	1	1	2:44.055	45.786	48.877	1:09.392	128.2	2:44.055



# TROFEO NASTRO ROSSO

## DIX MILLE TOURS

### RACE 1

### Analysis

PAUL RICARD 5.842 m.

■ Personal Best ■ Session Best B Crossing the finish line in pit lane

Lap	D	Time	Sector 1	Sector 2	Sector 3	Kph	Elapsed	Lap	D	Time	Sector 1	Sector 2	Sector 3	Kph	Elapsed
2	1	2:41.662	45.677	47.884	1:08.101	130.1	5:25.717								
3	1	2:40.828	45.235	47.497	1:08.096	130.8	8:06.545								
4	1	<b>2:40.339</b>	<b>45.172</b>	47.305	1:07.862	131.2	10:46.884								
5	1	2:41.103	45.583	47.454	1:08.066	130.5	13:27.987								
6	1	2:42.206	45.428	47.972	1:08.806	129.7	16:10.193								
7	1	2:41.220	45.642	47.549	1:08.029	130.5	18:51.413								
8	1	2:42.153	45.978	47.478	1:08.697	129.7	21:33.566								
9	1	2:40.963	45.778	47.565	<b>1:07.620</b>	130.7	24:14.529								
10	1	2:42.252	45.445	47.707	1:09.100	129.6	26:56.781								
11	1	2:54.166 <b>B</b>	45.747	<b>47.224</b>	1:21.195	120.8	29:50.947								

120		1. Christian DUMOLIN													
		FERRARI 250 GT Drogo 1962 GTP7													
1	1	2:55.568	50.750	50.727	1:14.091	119.8	2:55.568								
2	1	2:52.636	47.431	50.644	1:14.561	121.8	5:48.204								
3	1	2:53.227	49.024	50.677	1:13.526	121.4	8:41.431								
4	1	2:52.394	48.307	50.445	1:13.642	122.0	11:33.825								
5	1	2:52.111	48.227	51.088	1:12.796	122.2	14:25.936								
6	1	2:51.702	49.075	50.995	1:11.632	122.5	17:17.638								
7	1	2:49.694	47.906	50.280	1:11.508	123.9	20:07.332								
8	1	2:48.905	48.056	50.734	<b>1:10.115</b>	124.5	22:56.237								
9	1	2:49.667	48.173	50.450	1:11.044	124.0	25:45.904								
10	1	<b>2:46.964</b>	<b>47.024</b>	<b>49.496</b>	1:10.444	126.0	28:32.868								
11	1	2:50.739	47.771	51.254	1:11.714	123.2	31:23.607								
12	1	3:24.904 <b>B</b>	48.367	50.936	1:45.601	102.6	34:48.511								