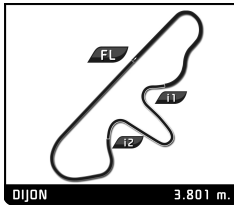


# TROFEO NASTRO ROSSO GRAND PRIX DE L'AGE D'OR RACE 2

## Analysis

Personal Best Session Best B Crossing the finish line in pit lane

Lap	D	Time	Sector 1	Sector 2	Sector 3	Mph	Elapsed	Lap	D	Time	Sector 1	Sector 2	Sector 3	Mph	Elapsed
<b>2</b> 1. Heinz STAMM MASERATI 300 S 1955 TSRC5A								8 1 4:53.528 <b>B</b> 42.165 47.423 3:23.940 46.6 20:22.032							
1	1	2:02.711	40.819	41.801	40.091	111.5	2:02.711	9	1	2:03.607	39.992	41.259	42.356	110.7	22:25.639
2	1	1:53.311	31.984	40.824	40.503	120.8	3:56.022	10	1	1:54.537	31.938	41.312	41.287	119.5	24:20.176
3	1	1:53.282	32.017	40.622	40.643	120.8	5:49.304	11	1	1:55.390	31.562	40.552	43.276	118.6	26:15.566
4	1	1:52.504	31.648	40.740	40.116	121.6	7:41.808	12	1	8:07.687 <b>B</b>	39.883	53.848	6:33.956	28.1	34:23.253
5	1	1:52.875	32.272	<b>40.456</b>	40.147	121.2	9:34.683								
6	1	1:52.928	31.680	40.986	40.262	121.2	11:27.611	<b>9</b> 1. Alain VÖGELE ALFA ROMEO Giulia TZ 1964 GTS10							
7	1	1:56.470	32.259	43.180	41.031	117.5	13:24.081	1	1	1:55.536	38.425	38.219	38.892	118.4	1:55.536
8	1	1:54.046	32.025	41.443	40.578	120.0	15:18.127	2	1	1:49.103	30.723	39.342	39.038	125.4	3:44.639
9	1	1:54.576	32.483	41.874	40.219	119.4	17:12.703	3	1	1:45.453	29.205	37.803	38.445	129.8	5:30.092
10	1	1:53.456	31.895	41.374	40.187	120.6	19:06.159	4	1	1:45.695	29.297	37.666	38.732	129.5	7:15.787
11	1	1:53.840	32.709	41.073	40.058	120.2	20:59.999	5	1	1:45.776	29.692	37.522	38.562	129.4	9:01.563
12	1	1:54.718	32.051	41.946	40.721	119.3	22:54.717	6	1	1:46.699	29.868	38.062	38.769	128.2	10:48.262
13	1	1:52.747	31.433	41.503	39.811	121.4	24:47.464	7	1	1:46.104	29.865	37.589	38.650	129.0	12:34.366
14	1	1:53.112	31.336	41.392	40.384	121.0	26:40.576	8	1	1:45.086	29.384	37.518	38.184	130.2	14:19.452
15	1	1:55.633	31.749	41.784	42.100	118.3	28:36.209	9	1	1:45.576	29.512	37.617	38.447	129.6	16:05.028
16	1	1:55.679	32.271	41.253	42.155	118.3	30:31.888	10	1	1:45.761	29.745	37.661	38.355	129.4	17:50.789
17	1	<b>1:52.058</b>	<b>31.107</b>	41.236	<b>39.715</b>	122.1	32:23.946	11	1	1:44.554	29.269	37.258	38.027	130.9	19:35.343
18	1	1:53.716	31.247	42.463	40.006	120.3	34:17.662	12	1	1:43.999	29.109	<b>37.096</b>	37.794	131.6	21:19.342
19	1	1:53.361	31.668	41.291	40.402	120.7	36:11.023	13	1	1:45.756	29.760	38.234	<b>37.762</b>	129.4	23:05.098
20	1	1:53.610	32.273	41.083	40.254	120.4	38:04.633	14	1	1:45.053	29.776	37.404	37.873	130.3	24:50.151
								15	1	1:45.317	29.528	37.862	37.927	129.9	26:35.468
								16	1	<b>1:43.963</b>	<b>28.778</b>	37.245	37.940	131.6	28:19.431
<b>6</b> 1. Carlo VÖGELE MASERATI 300 S 1955 TSRC5								17	1	1:44.484	29.146	37.447	37.891	131.0	30:03.915
1	1	1:55.905	38.994	38.860	38.051	118.1	1:55.905	18	1	1:44.785	29.228	37.640	37.917	130.6	31:48.700
2	1	1:49.176	31.505	39.792	37.879	125.3	3:45.081	19	1	1:48.943	28.925	39.215	40.803	125.6	33:37.643
3	1	1:45.706	30.334	38.918	36.454	129.4	5:30.787	20	1	1:47.665	29.909	37.998	39.758	127.1	35:25.308
4	1	1:45.583	30.335	38.774	36.474	129.6	7:16.370	21	1	1:46.960	30.452	37.756	38.752	127.9	37:12.268
5	1	1:46.199	30.175	39.260	36.764	128.8	9:02.569								
6	1	1:46.703	30.179	39.025	37.499	128.2	10:49.272	<b>12</b> 1. Jean-François PIQUET ALFA ROMEO Giulietta SZ 1960 GTS4B							
7	1	1:46.465	30.373	39.126	36.966	128.5	12:35.737	1	1	2:09.718	44.631	41.860	43.227	105.5	2:09.718
8	1	1:45.414	30.079	<b>38.675</b>	36.660	129.8	14:21.151	2	1	1:59.529	34.131	42.162	43.236	114.5	4:09.247
9	1	1:45.715	30.030	38.795	36.890	129.4	16:06.866	3	1	1:58.787	34.299	41.779	42.709	115.2	6:08.034
10	1	1:45.441	30.093	38.793	36.555	129.8	17:52.307	4	1	1:59.486	33.923	42.067	43.496	114.5	8:07.520
11	1	1:45.170	29.898	38.900	36.372	130.1	19:37.477	5	1	1:58.674	33.350	42.529	42.795	115.3	10:06.194
12	1	<b>1:45.116</b>	29.504	39.127	36.485	130.2	21:22.593	6	1	1:59.498	33.913	41.757	43.828	114.5	12:05.692
13	1	1:46.606	29.980	39.823	36.803	128.4	23:09.199	7	1	1:59.924	34.465	42.310	43.149	114.1	14:05.616
14	1	1:46.067	29.745	39.752	36.570	129.0	24:55.266	8	1	1:59.619	34.611	42.790	42.218	114.4	16:05.235
15	1	1:45.352	29.540	39.195	36.617	129.9	26:40.618	9	1	2:00.208	35.046	42.297	42.865	113.8	18:05.443
16	1	1:46.091	<b>29.387</b>	39.775	36.929	129.0	28:26.709	10	1	1:59.016	34.132	42.042	42.842	115.0	20:04.459
17	1	1:46.021	29.892	39.267	36.862	129.1	30:12.730	11	1	2:00.014	34.903	42.217	42.894	114.0	22:04.473
18	1	1:46.073	30.241	39.510	<b>36.322</b>	129.0	31:58.803	12	1	1:57.545	33.646	41.691	42.208	116.4	24:02.018
19	1	1:45.712	30.167	38.979	36.566	129.4	33:44.515	13	1	1:57.311	33.288	41.601	42.422	116.6	25:59.329
20	1	1:45.458	29.561	39.146	36.751	129.8	35:29.973	14	1	1:57.503	33.404	41.415	42.684	116.5	27:56.832
21	1	1:46.383	30.048	39.558	36.777	128.6	37:16.356	15	1	2:00.986	33.765	43.984	43.237	113.1	29:57.818
								16	1	1:57.726	33.811	42.281	<b>41.634</b>	116.2	31:55.544
								17	1	1:59.444	33.522	42.156	43.766	114.6	33:54.988
<b>8</b> 1. Xavier GALANT 2. Olivier TANCOGNE ALFA ROMEO Giulietta 1600 SZ Coda Tronco 1962 GTS10								18	1	<b>1:56.269</b>	32.711	41.385	42.173	117.7	35:51.257
1	1	2:01.297	40.128	41.131	40.038	112.8	2:01.297	19	1	1:56.393	<b>32.666</b>	<b>41.286</b>	42.441	117.6	37:47.650
2	1	1:49.457	30.111	39.792	<b>39.554</b>	125.0	3:50.754								
3	1	<b>1:48.531</b>	<b>29.670</b>	<b>39.214</b>	39.647	126.1	5:39.285	<b>15</b> 1. Lukas HALUSA 2. Steve HART MASERATI 300 S 1957 TSRC5A							
4	1	1:49.489	29.905	39.607	39.977	125.0	7:28.774	1	1	1:55.517	40.950	37.953	<b>36.614</b>	118.5	1:55.517
5	1	1:49.196	29.908	39.457	39.831	125.3	9:17.970	2	1	1:45.755	29.656	39.452	36.647	129.4	3:41.272
6	1	1:50.826	29.966	39.696	41.164	123.5	11:08.796								
7	1	4:19.708 <b>B</b>	47.299	56.630	2:35.779	52.7	15:28.504								



# TROFEO NASTRO ROSSO GRAND PRIX DE L'AGE D'OR RACE 2

## Analysis

■ Personal Best ■ Session Best B Crossing the finish line in pit lane

Lap	D	Time	Sector 1	Sector 2	Sector 3	Mph	Elapsed
3	1	1:44.098	29.003	38.023	37.072	131.4	5:25.370
4	1	1:44.317	28.908	38.315	37.094	131.2	7:09.687
5	1	1:44.893	29.295	38.340	37.258	130.5	8:54.580
6	1	1:46.442	29.991	39.020	37.431	128.6	10:41.022
7	1	1:45.453	30.047	38.274	37.132	129.8	12:26.475
8	1	1:44.466	29.247	37.927	37.292	131.0	14:10.941
9	1	1:45.199	29.749	38.041	37.409	130.1	15:56.140
10	1	1:46.116	29.539	38.316	38.261	128.9	17:42.256
11	1	1:43.653	<b>28.834</b>	37.974	36.845	132.0	19:25.909
12	1	1:44.141	28.872	37.951	37.318	131.4	21:10.050
13	1	1:43.923	28.878	<b>37.525</b>	37.520	131.7	22:53.973
14	1	1:45.208	29.784	38.416	37.008	130.1	24:39.181
15	1	1:44.719	28.879	38.252	37.588	130.7	26:23.900
16	1	1:44.896	29.298	38.875	36.723	130.4	28:08.796
17	1	1:45.639	29.191	37.788	38.660	129.5	29:54.435
18	1	<b>1:43.652</b>	28.952	37.575	37.125	132.0	31:38.087
19	1	1:44.791	29.072	37.953	37.766	130.6	33:22.878
20	1	1:45.319	29.443	38.075	37.801	129.9	35:08.197
21	1	1:44.406	28.882	38.092	37.432	131.1	36:52.603

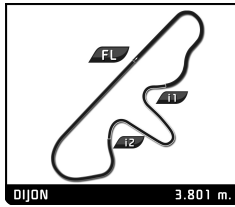
18		PORSCHE 550 A 1958 TSRC3B					
1. Claudio RODDARO							
2. Massimo PEDRAZZI							
1	1	2:19.116	46.771	<b>44.430</b>	<b>47.915</b>	98.4	2:19.116
2	1	<b>2:11.526</b>	<b>36.919</b>	45.546	49.061	104.0	4:30.642
3	1	2:15.077	38.081	46.530	50.466	101.3	6:45.719
4	1	2:16.312	38.553	47.303	50.456	100.4	9:02.031
5	1	2:18.438	39.556	48.709	50.173	98.8	11:20.469
6	1	2:17.689	38.654	49.730	49.305	99.4	13:38.158
7	1	2:16.261	38.619	47.924	49.718	100.4	15:54.419
8	1	2:20.235	40.530	49.597	50.108	97.6	18:14.654
9	1	2:19.017	38.977	48.214	51.826	98.4	20:33.671
10	1	2:14.703	38.364	47.204	49.135	101.6	22:48.374
11	1	2:25.291	40.863	52.056	52.372	94.2	25:13.665
12	1	2:22.481	39.703	50.570	52.208	96.0	27:36.146
13	1	2:24.547	42.761	50.171	51.615	94.7	30:00.693
14	1	2:27.034	43.889	51.066	52.079	93.1	32:27.727
15	1	2:24.054	41.859	49.735	52.460	95.0	34:51.781
16	1	2:23.056	41.493	49.450	52.113	95.7	37:14.837

45		FERRARI 250 GT Berlinetta 1961 GTS7B					
1	1	1:50.007	35.422	37.545	37.040	124.4	1:50.007
2	1	1:46.058	30.203	38.226	37.629	129.0	3:36.065
3	1	1:45.361	29.981	37.614	37.766	129.9	5:21.426
4	1	1:46.189	30.132	38.552	37.505	128.9	7:07.615
5	1	1:46.223	29.832	38.536	37.855	128.8	8:53.838
6	1	1:46.161	30.355	38.259	37.547	128.9	10:39.999
7	1	1:47.278	30.424	39.721	37.133	127.6	12:27.277
8	1	1:45.820	30.168	38.277	37.375	129.3	14:13.097
9	1	1:46.008	30.142	38.491	37.375	129.1	15:59.105
10	1	1:46.704	30.960	38.271	37.473	128.2	17:45.809
11	1	1:45.895	30.138	38.238	37.519	129.2	19:31.704
12	1	1:44.524	29.749	37.873	36.902	130.9	21:16.228
13	1	1:43.964	29.572	37.343	37.049	131.6	23:00.192
14	1	1:47.748	29.930	40.779	37.039	127.0	24:47.940
15	1	1:43.966	29.695	37.563	<b>36.708</b>	131.6	26:31.906
16	1	1:45.003	29.568	38.326	37.109	130.3	28:16.909

Lap	D	Time	Sector 1	Sector 2	Sector 3	Mph	Elapsed
17	1	<b>1:43.121</b>	29.196	<b>37.167</b>	36.758	132.7	30:00.030
18	1	1:44.644	30.114	37.294	37.236	130.8	31:44.674
19	1	1:43.797	29.192	37.753	36.852	131.8	33:28.471
20	1	1:43.567	<b>28.808</b>	37.576	37.183	132.1	35:12.038
21	1	1:45.015	29.812	37.940	37.263	130.3	36:57.053

52		BIZZARRINI 5300 GT 1965 TSRC12					
1. Peter MUELDER							
2. Christian TRABER							
1	1	1:47.232	34.312	37.317	35.603	127.6	1:47.232
2	1	1:42.600	28.851	37.569	36.180	133.4	3:29.832
3	1	1:41.892	28.777	36.920	36.195	134.3	5:11.724
4	1	1:41.407	28.762	37.487	35.158	134.9	6:53.131
5	1	1:42.094	29.363	37.271	35.460	134.0	8:35.225
6	1	1:41.622	28.797	37.221	35.604	134.7	10:16.847
7	1	1:41.621	28.590	37.285	35.746	134.7	11:58.468
8	1	1:41.003	28.898	36.693	35.412	135.5	13:39.471
9	1	1:41.500	29.019	36.591	35.890	134.8	15:20.971
10	1	1:40.688	28.601	36.678	35.409	135.9	17:01.659
11	1	1:40.436	27.987	36.987	35.462	136.2	18:42.095
12	1	1:42.637	28.931	37.511	36.195	133.3	20:24.732
13	1	1:41.367	28.384	37.327	35.656	135.0	22:06.099
14	1	1:40.710	28.532	37.195	<b>34.983</b>	135.9	23:46.809
15	1	1:40.225	28.270	36.458	35.497	136.5	25:27.034
16	1	1:39.969	28.448	<b>36.362</b>	35.159	136.9	27:07.003
17	1	<b>1:39.592</b>	<b>27.632</b>	36.785	35.175	137.4	28:46.595
18	1	1:40.793	28.310	36.501	35.982	135.8	30:27.388
19	1	1:59.815	28.368	55.422	36.025	114.2	32:27.203
20	1	1:41.981	28.457	37.720	35.804	134.2	34:09.184
21	1	1:41.942	29.057	37.153	35.732	134.2	35:51.126
22	1	1:41.527	29.190	37.021	35.316	134.8	37:32.653

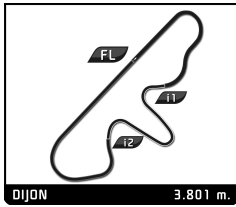
53		BIZZARRINI Grifo 5300 1965 TSRC12					
1	1	1:56.135	39.798	38.678	37.659	117.8	1:56.135
2	1	1:49.004	32.092	39.470	37.442	125.5	3:45.139
3	1	<b>1:44.970</b>	<b>29.819</b>	38.120	37.031	130.4	5:30.109
4	1	1:46.437	30.808	38.500	37.129	128.6	7:16.546
5	1	1:46.870	31.812	38.441	<b>36.617</b>	128.0	9:03.416
6	1	1:47.030	31.425	38.307	37.298	127.8	10:50.446
7	1	1:47.134	31.423	38.477	37.234	127.7	12:37.580
8	1	1:45.629	30.334	38.309	36.986	129.5	14:23.209
9	1	1:45.049	30.025	38.313	36.711	130.3	16:08.258
10	1	1:46.015	30.841	<b>38.038</b>	37.136	129.1	17:54.273
11	1	1:45.404	30.484	38.242	36.678	129.8	19:39.677
12	1	1:46.357	30.790	38.148	37.419	128.7	21:26.034
13	1	1:45.703	30.543	38.383	36.777	129.5	23:11.737
14	1	1:47.063	30.918	38.589	37.556	127.8	24:58.800
15	1	1:46.859	30.261	39.032	37.566	128.1	26:45.659
16	1	1:46.251	30.162	38.359	37.730	128.8	28:31.910
17	1	1:46.511	30.518	38.674	37.319	128.5	30:18.421
18	1	1:46.193	30.173	38.712	37.308	128.9	32:04.614
19	1	1:47.722	30.794	39.302	37.626	127.0	33:52.336
20	1	1:49.015	31.226	39.606	38.183	125.5	35:41.351
21	1	1:48.202	30.969	39.465	37.768	126.5	37:29.553



# TROFEO NASTRO ROSSO GRAND PRIX DE L'AGE D'OR RACE 2

## Analysis

							<span style="color: green;">■</span> Personal Best <span style="color: purple;">■</span> Session Best <span style="color: blue;">■</span> Crossing the finish line in pit lane								
Lap	D	Time	Sector 1	Sector 2	Sector 3	Mph	Elapsed	Lap	D	Time	Sector 1	Sector 2	Sector 3	Mph	Elapsed
<b>55</b> 1.Vincent GAYE							FERRARI 275 GTB/C 1966 GTS17								
1	1	1:43.451	33.323	35.696	34.432	132.3	1:43.451	6	1	1:41.119	27.801	37.056	36.262	135.3	10:14.939
2	1	1:37.972	27.591	35.497	34.884	139.7	3:21.423	7	1	1:41.931	28.385	37.180	36.366	134.2	11:56.870
3	1	1:37.335	27.617	35.350	34.368	140.6	4:58.758	8	1	1:42.174	27.955	37.482	36.737	133.9	13:39.044
4	1	1:39.150	27.918	35.722	35.510	138.0	6:37.908	9	1	1:41.112	28.379	36.830	35.903	135.3	15:20.156
5	1	1:37.895	27.767	35.480	34.648	139.8	8:15.803	10	1	1:41.253	28.380	36.794	36.079	135.1	17:01.409
6	1	1:38.185	27.803	35.671	34.711	139.4	9:53.988	11	1	1:39.813	27.323	36.507	35.983	137.1	18:41.222
7	1	1:37.948	27.661	35.521	34.766	139.7	11:31.936	12	1	1:41.542	27.528	37.425	36.589	134.8	20:22.764
8	1	1:40.123	28.395	36.831	34.897	136.7	13:12.059	13	1	1:40.606	27.550	36.896	36.160	136.0	22:03.370
9	1	1:38.599	28.075	35.714	34.810	138.8	14:50.658	14	1	1:41.103	27.764	37.048	36.291	135.3	23:44.473
10	1	1:38.168	27.787	35.292	35.089	139.4	16:28.826	15	1	1:40.919	27.771	36.851	36.297	135.6	25:25.392
11	1	1:38.745	28.002	35.561	35.182	138.6	18:07.571	16	1	1:40.687	27.801	36.779	36.107	135.9	27:06.079
12	1	1:38.852	28.175	35.840	34.837	138.4	19:46.423	17	1	1:40.578	27.327	37.207	36.044	136.0	28:46.657
13	1	1:39.278	28.120	36.006	35.152	137.8	21:25.701	18	1	1:40.383	27.372	36.604	36.407	136.3	30:27.040
14	1	1:38.876	27.631	36.350	34.895	138.4	23:04.577	19	1	1:41.131	27.413	37.428	36.290	135.3	32:08.171
15	1	1:40.798	27.823	37.469	35.506	135.8	24:45.375	20	1	1:41.762	27.910	37.359	36.493	134.5	33:49.933
16	1	1:40.062	28.361	36.632	35.069	136.8	26:25.437	21	1	1:42.342	28.426	37.986	35.930	133.7	35:32.275
17	1	1:39.533	28.637	36.100	34.796	137.5	28:04.970	22	1	1:41.896	27.938	37.466	36.492	134.3	37:14.171
18	1	1:39.097	27.591	36.704	34.802	138.1	29:44.067								
19	1	1:38.736	27.859	35.935	34.942	138.6	31:22.803								
20	1	1:39.304	27.988	36.173	35.143	137.8	33:02.107								
21	1	1:39.059	27.895	35.912	35.252	138.1	34:41.166								
22	1	1:40.344	28.763	36.026	35.555	136.4	36:21.510								
<b>60</b> 1.Peter VÖGELE							PORSCHE RSK 718-60 Spyder 1960 TSRC4								
1	1	1:50.750	36.025	37.144	37.581	123.6	1:50.750								
2	1	1:42.904	29.432	36.481	36.991	133.0	3:33.654								
3	1	1:43.663	29.080	36.872	37.711	132.0	5:17.317								
4	1	1:44.503	29.245	36.949	38.309	130.9	7:01.820								
5	1	1:46.481	30.227	37.939	38.315	128.5	8:48.301								
6	1	1:45.590	29.996	37.202	38.392	129.6	10:33.891								
7	1	1:45.189	29.952	37.202	38.035	130.1	12:19.080								
8	1	1:45.240	30.019	36.866	38.355	130.0	14:04.320								
9	1	1:46.214	29.924	37.614	38.676	128.8	15:50.534								
10	1	1:45.132	30.046	37.311	37.775	130.2	17:35.666								
11	1	1:45.547	29.998	38.059	37.490	129.6	19:21.213								
12	1	1:44.163	29.509	37.087	37.567	131.4	21:05.376								
13	1	1:43.825	29.612	36.787	37.426	131.8	22:49.201								
14	1	1:44.919	29.495	38.290	37.134	130.4	24:34.120								
15	1	1:44.583	29.014	38.329	37.240	130.8	26:18.703								
16	1	1:42.988	29.370	36.664	36.954	132.9	28:01.691								
17	1	1:43.552	28.908	37.169	37.475	132.1	29:45.243								
18	1	1:43.832	29.579	37.019	37.234	131.8	31:29.075								
19	1	1:42.859	29.191	36.640	37.028	133.0	33:11.934								
20	1	1:45.185	30.032	38.125	37.028	130.1	34:57.119								
21	1	1:43.213	30.102	36.530	36.581	132.6	36:40.332								
<b>69</b> 1.Stephan RETTENMAIER							MASERATI T61 1960 TSRC5B								
							2.Ingo GREMM								
1	1	1:55.291	41.691	37.654	35.946	118.7	1:55.291								
2	1	1:42.987	29.251	37.519	36.217	132.9	3:38.278								
3	1	1:45.152	30.448	37.770	36.934	130.1	5:23.430								
4	1	1:44.876	29.933	38.260	36.683	130.5	7:08.306								
5	1	1:45.365	29.862	38.515	36.988	129.9	8:53.671								
6	1	1:44.701	29.723	38.097	36.881	130.7	10:38.372								
7	1	1:45.220	30.977	37.893	36.350	130.0	12:23.592								
8	1	1:43.765	29.741	37.697	36.327	131.9	14:07.357								
9	1	1:44.007	30.425	37.368	36.214	131.6	15:51.364								
10	1	1:43.465	30.087	37.312	36.066	132.3	17:34.829								
11	1	1:44.370	30.351	38.190	35.829	131.1	19:19.199								
12	1	1:44.220	29.237	38.869	36.114	131.3	21:03.419								
13	1	1:45.212	30.021	37.933	37.258	130.1	22:48.631								
14	1	1:44.044	29.671	38.400	35.973	131.5	24:32.675								
15	1	1:44.961	30.156	38.302	36.503	130.4	26:17.636								
16	1	1:44.347	30.458	38.023	35.866	131.1	28:01.983								
17	1	1:45.397	29.867	39.086	36.444	129.8	29:47.380								
18	1	1:42.615	29.536	37.275	35.804	133.3	31:29.995								
19	1	1:41.714	29.161	37.463	35.090	134.5	33:11.709								
20	1	1:45.181	29.987	38.376	36.818	130.1	34:56.890								
21	1	1:43.733	29.935	38.606	35.192	131.9	36:40.623								
<b>527</b> 1.Adrian SUCARI							MASERATI A6GCS 1954 TSRC4A								
							2.Martin H. SUCARI								
1	1	2:05.020	42.734	41.384	40.902	109.5	2:05.020								
2	1	1:56.023	31.664	42.617	41.742	117.9	4:01.043								
3	1	1:54.906	31.964	41.056	41.886	119.1	5:55.949								
4	1	1:55.580	31.776	41.729	42.075	118.4	7:51.529								
5	1	1:54.137	31.356	41.246	41.535	119.9	9:45.666								
6	1	1:57.193	32.082	43.437	41.674	116.8	11:42.859								
7	1	1:54.287	31.420	41.459	41.408	119.7	13:37.146								
8	1	1:55.422	32.471	41.561	41.390	118.6	15:32.568								
9	1	1:54.844	31.433	42.022	41.389	119.1	17:27.412								
10	1	1:53.954	31.076	41.593	41.285	120.1	19:21.366								
11	1	1:55.605	31.445	41.867	42.293	118.4	21:16.971								
12	1	1:55.946	31.937	42.350	41.659	118.0	23:12.917								
13	1	1:54.487	31.491	41.696	41.300	119.5	25:07.404								



**TROFEO NASTRO ROSSO**  
**GRAND PRIX DE L'AGE D'OR**  
**RACE 2**

Analysis

■ Personal Best   
 ■ Session Best   
 **B** Crossing the finish line in pit lane

Lap	D	Time	Sector 1	Sector 2	Sector 3	Mph	Elapsed	Lap	D	Time	Sector 1	Sector 2	Sector 3	Mph	Elapsed
14	1	1:54.100	31.212	41.516	41.372	119.9	27:01.504								
15	1	1:54.647	31.159	42.269	41.219	119.4	28:56.151								
16	1	1:53.653	31.363	41.140	41.150	120.4	30:49.804								
17	1	1:54.254	31.048	41.497	41.709	119.8	32:44.058								
18	1	1:54.428	31.321	42.154	40.953	119.6	34:38.486								
19	1	1:58.001	32.682	43.610	41.709	116.0	36:36.487								