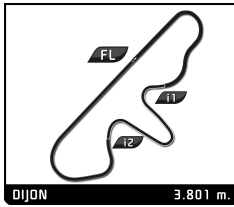


TROFEO NASTRO ROSSO GRAND PRIX DE L'AGE D'OR RACE 1

Analysis

■ Personal Best ■ Session Best B Crossing the finish line in pit lane

Lap	D	Time	Sector 1	Sector 2	Sector 3	Mph	Elapsed	Lap	D	Time	Sector 1	Sector 2	Sector 3	Mph	Elapsed
2 1.Heinz STAMM <small>ASTON MARTIN DB 11 AMR Vector City, Spide 1153</small> TSRC5A								8 1 1:36.952 141.1 13:01.770							
1 1 2:02.830 41.873 41.128 39.829 111.4 2:02.830								9 1 1:35.164 33.745 143.8 14:36.934							
2 1 1:52.275 31.966 40.285 40.024 121.9 3:55.105								10 1 1:36.389 27.079 35.107 34.203 142.0 16:13.323							
3 1 1:50.840 40.185 123.5 5:45.945								11 1 1:36.963 27.059 35.003 34.901 141.1 17:50.286							
4 1 1:51.526 41.192 122.7 7:37.471								12 1 1:37.531 27.707 35.581 34.243 140.3 19:27.817							
5 1 1:51.272 39.660 123.0 9:28.743								13 1 1:36.426 27.907 34.771 33.748 141.9 21:04.243							
6 1 1:50.999 40.094 123.3 11:19.742								14 1 1:36.731 27.177 34.990 34.564 141.5 22:40.974							
7 1 1:52.730 39.524 121.4 13:12.472								15 1 1:36.774 27.462 34.999 34.313 141.4 24:17.748							
8 1 1:50.142 39.422 124.2 15:02.614								16 1 1:35.614 26.614 35.180 33.820 143.1 25:53.362							
9 1 1:49.801 31.033 39.415 39.353 124.6 16:52.415								17 1 1:37.676 28.036 35.801 33.839 140.1 27:31.038							
10 1 1:52.458 31.130 42.151 39.177 121.7 18:44.873								18 1 1:36.625 27.090 35.550 33.985 141.6 29:07.663							
11 1 1:50.971 30.690 41.125 39.156 123.3 20:35.844								19 1 1:37.160 26.919 36.268 33.973 140.8 30:44.823							
12 1 1:49.918 30.318 39.702 39.898 124.5 22:25.762								20 1 1:39.856 27.739 36.871 35.246 137.0 32:24.679							
13 1 1:50.653 30.818 40.192 39.643 123.7 24:16.415								21 1 1:40.278 27.912 37.411 34.955 136.5 34:04.957							
14 1 1:51.439 31.793 39.803 39.843 122.8 26:07.854								22 1 1:39.963 28.438 36.834 34.691 136.9 35:44.920							
15 1 1:50.059 30.849 39.675 39.535 124.3 27:57.913															
16 1 1:50.403 30.925 40.055 39.423 123.9 29:48.316															
17 1 1:52.651 31.727 41.083 39.841 121.5 31:40.967															
18 1 1:50.879 30.959 40.749 39.171 123.4 33:31.846															
19 1 1:49.102 30.882 39.505 38.715 125.4 35:20.948															
20 1 1:52.029 30.870 41.556 39.603 122.1 37:12.977															
6 1.Carlo VÖGELE <small>MASERATI 300 S 1955</small> TSRC5								8 1.Xavier GALANT <small>ALFA ROMEO Giulietta 1600 SZ Coda Tronco 1962</small> GTS10 2.Olivier TANCOGNE							
1 1 1:55.379 39.775 38.775 36.829 118.6 1:55.379								1 1 1:59.238 40.386 40.104 38.748 114.8 1:59.238							
2 1 1:45.664 30.144 38.532 36.988 129.5 3:41.043								2 1 1:48.504 29.502 40.043 38.959 126.1 3:47.742							
3 1 1:47.123 36.946 127.7 5:28.166								3 1 1:48.194 39.271 126.5 5:35.936							
4 1 1:44.552 36.619 130.9 7:12.718								4 1 1:47.645 38.736 127.1 7:23.581							
5 1 1:44.472 36.413 131.0 8:57.190								5 1 1:47.195 38.832 127.7 9:10.776							
6 1 1:44.084 36.367 131.5 10:41.274								6 1 1:47.637 38.771 127.1 10:58.413							
7 1 1:44.711 130.7 12:25.985								7 1 1:47.269 38.771 127.6 12:45.682							
8 1 1:45.281 36.598 130.0 14:11.266								8 1 1:47.417 38.893 127.4 14:33.099							
9 1 1:44.778 29.829 38.314 36.635 130.6 15:56.044								9 1 1:47.373 29.710 38.945 38.718 127.4 16:20.472							
10 1 1:45.623 30.465 38.677 36.481 129.6 17:41.667								10 1 1:47.462 29.722 38.807 38.933 127.3 18:07.934							
11 1 1:44.273 29.725 38.146 36.402 131.2 19:25.940								11 1 1:47.147 29.576 38.814 38.757 127.7 19:55.081							
12 1 1:44.711 30.852 37.894 35.965 130.7 21:10.651								12 1 1:47.906 30.148 38.987 38.771 126.8 21:42.987							
13 1 1:44.276 29.831 38.017 36.428 131.2 22:54.927								13 1 1:46.571 29.278 38.649 38.644 128.4 23:29.558							
14 1 1:43.636 29.765 37.967 35.904 132.0 24:38.563								14 1 1:46.679 29.310 38.778 38.591 128.3 25:16.237							
15 1 1:45.000 29.437 39.033 36.530 130.3 26:23.563								15 1 1:47.139 29.474 39.065 38.600 127.7 27:03.376							
16 1 1:47.157 29.868 39.917 37.372 127.7 28:10.720								16 1 1:47.912 29.466 39.859 38.587 126.8 28:51.288							
17 1 1:47.448 30.789 39.978 36.681 127.4 29:58.168								17 1 1:47.378 29.094 39.165 39.119 127.4 30:38.666							
18 1 1:45.205 30.086 38.671 36.448 130.1 31:43.373								18 1 1:48.268 29.279 40.112 38.877 126.4 32:26.934							
19 1 1:45.709 29.616 39.455 36.638 129.4 33:29.082								19 1 1:47.269 29.403 39.020 38.846 127.6 34:14.203							
20 1 1:45.916 30.074 39.303 36.539 129.2 35:14.998								20 1 1:48.403 29.781 39.676 38.946 126.2 36:02.606							
21 1 1:45.675 29.928 39.009 36.738 129.5 37:00.673															
7 1.Carlos MONTEVERDE <small>FERRARI 250 LM 1964</small> TSRC12 2.Gary PEARSON								9 1.Alain VÖGELE <small>ALFA ROMEO Giulia TZ 1964</small> GTS10							
1 1 1:43.696 32.528 35.413 35.755 132.0 1:43.696								1 1 1:58.243 41.106 38.859 38.278 115.7 1:58.243							
2 1 1:37.023 27.591 35.331 34.101 141.0 3:20.719								2 1 1:47.486 29.594 38.882 39.010 127.3 3:45.729							
3 1 1:36.565 34.223 141.7 4:57.284								3 1 1:46.511 37.668 128.5 5:32.240							
4 1 1:37.033 34.778 141.0 6:34.317								4 1 1:47.739 39.957 127.0 7:19.979							
5 1 1:36.552 34.159 141.7 8:10.869								5 1 1:43.726 37.725 131.9 9:03.705							
6 1 1:38.003 34.149 139.6 9:48.872								6 1 1:46.404 38.153 128.6 10:50.109							
7 1 1:35.946 33.851 142.6 11:24.818								7 1 1:46.346 38.153 128.7 12:36.455							
								8 1 1:45.684 38.027 129.5 14:22.139							
								9 1 1:43.466 28.965 36.648 37.853 132.3 16:05.605							
								10 1 1:45.382 29.638 37.701 38.043 129.8 17:50.987							
								11 1 1:45.024 30.544 36.908 37.572 130.3 19:36.011							
								12 1 1:43.780 28.955 36.968 37.857 131.9 21:19.791							
								13 1 1:43.734 29.073 36.734 37.927 131.9 23:03.525							
								14 1 1:44.429 29.446 36.813 38.170 131.0 24:47.954							
								15 1 1:46.485 29.332 38.961 38.192 128.5 26:34.439							
								16 1 1:45.566 30.105 37.503 37.958 129.6 28:20.005							



TROFEO NASTRO ROSSO GRAND PRIX DE L'AGE D'OR RACE 1

Analysis

■ Personal Best
 ■ Session Best
 ■ Crossing the finish line in pit lane

Lap	D	Time	Sector 1	Sector 2	Sector 3	Mph	Elapsed	Lap	D	Time	Sector 1	Sector 2	Sector 3	Mph	Elapsed
17	1	1:45.909	30.041	37.040	38.828	129.2	30:05.914	7	1	2:11.331	36.641	45.967	48.723	104.2	15:31.571
18	1	1:46.954	30.182	38.556	38.216	127.9	31:52.868	8	1	2:12.586	36.006	47.211	49.369	103.2	17:44.157
19	1	1:44.394	29.680	36.818	37.896	131.1	33:37.262	9	1	2:14.535	38.036	46.392	50.107	101.7	19:58.692
20	1	1:44.617	29.650	37.079	37.888	130.8	35:21.879	10	1	2:09.896	36.061	45.375	48.460	105.3	22:08.588
21	1	1:50.155	30.633	40.671	38.851	124.2	37:12.034	11	1	2:14.294	37.576	46.079	50.639	101.9	24:22.882

12 1. Jean-François PIQUET ALFA ROMEO Giulietta SZ 1960 GTS4B

1	1	2:09.936	45.247	41.815	42.874	105.3	2:09.936
2	1	1:57.530	33.643	41.638	42.249	116.4	4:07.466
3	1	1:57.805			42.518	116.2	6:05.271
4	1	1:58.330			43.400	115.6	8:03.601
5	1	1:57.563			42.056	116.4	10:01.164
6	1	1:58.488			43.825	115.5	11:59.652
7	1	1:58.004			42.631	116.0	13:57.656
8	1	1:57.149	33.880	41.067	42.202	116.8	15:54.805
9	1	2:00.643	34.241	41.425	44.977	113.4	17:55.448
10	1	1:56.493	32.749	41.295	42.449	117.5	19:51.941
11	1	1:55.552	32.537	41.137	41.878	118.4	21:47.493
12	1	1:54.888	32.578	40.386	41.924	119.1	23:42.381
13	1	1:54.696	32.349	40.719	41.628	119.3	25:37.077
14	1	1:55.248	32.790	41.067	41.391	118.7	27:32.325
15	1	1:54.977	33.532	40.405	41.040	119.0	29:27.302
16	1	1:53.953	32.258	40.602	41.093	120.1	31:21.255
17	1	1:55.290	32.750	41.185	41.355	118.7	33:16.545
18	1	1:55.806	33.908	40.883	41.015	118.2	35:12.351
19	1	1:55.533	33.670	40.843	41.020	118.4	37:07.884

15 1. Lukas HALUSA 2. Steve HART MASERATI 300 S 1957 TSRC5A

1	1	1:48.020	35.744	37.035	35.241	126.7	1:48.020
2	1	1:43.318	29.802	37.269	36.247	132.4	3:31.338
3	1	1:42.377			36.309	133.7	5:13.715
4	1	1:42.299			35.984	133.8	6:56.014
5	1	1:42.113			36.333	134.0	8:38.127
6	1	1:41.269			35.674	135.1	10:19.396
7	1	1:41.561			35.654	134.7	12:00.957
8	1	1:41.353			35.790	135.0	13:42.310
9	1	1:41.955	28.906	36.932	36.117	134.2	15:24.265
10	1	1:42.331	29.442	37.404	35.485	133.7	17:06.596
11	1	1:42.505	29.233	36.914	36.358	133.5	18:49.101
12	1	1:42.472	29.270	37.116	36.086	133.5	20:31.573
13	1	1:42.435	29.084	37.248	36.103	133.6	22:14.008
14	1	1:43.401	29.998	37.257	36.146	132.3	23:57.409
15	1	1:42.551	29.202	37.420	35.929	133.4	25:39.960
16	1	1:46.658	30.476	37.826	38.356	128.3	27:26.618
17	1	1:52.816	31.307	39.236	42.273	121.3	29:19.434

18 1. Claudio RODDARO 2. Massimo PEDRAZZI PORSCHE 550 A 1958 TSRC3B

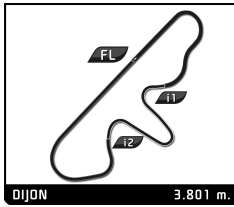
1	1	2:20.072	46.919	44.716	48.437	97.7	2:20.072
2	1	2:10.651			46.979	104.7	4:30.723
3	1	2:12.137			48.589	103.6	6:42.860
4	1	2:12.958			48.392	102.9	8:55.818
5	1	2:12.823			47.310	103.0	11:08.641
6	1	2:11.599			49.729	104.0	13:20.240

39 1. Michel VERLIEFDEN ASTON MARTIN DB2 Vantage 1952 GTS7A

1	1	2:11.001	45.709	42.627	42.665	104.5	2:11.001
2	1	1:57.667	33.853	41.374	42.440	116.3	4:08.668
3	1	1:57.473			42.568	116.5	6:06.141
4	1	1:58.409			43.129	115.6	8:04.550
5	1	1:59.205			42.439	114.8	10:03.755
6	1	1:59.324			42.520	114.7	12:03.079
7	1	1:58.242			42.602	115.7	14:01.321
8	1	1:57.309	32.859	41.643	42.807	116.6	15:58.630
9	1	1:58.260	33.567	42.507	42.186	115.7	17:56.890
10	1	1:55.788	32.269	41.061	42.458	118.2	19:52.678
11	1	1:55.854	32.632	41.241	41.981	118.1	21:48.532
12	1	1:54.529	32.220	40.777	41.532	119.5	23:43.061
13	1	1:55.139	32.770	40.604	41.765	118.8	25:38.200
14	1	1:54.538	32.449	41.169	40.920	119.5	27:32.738
15	1	1:54.287	31.916	40.698	41.673	119.7	29:27.025
16	1	1:53.643	31.825	40.015	41.803	120.4	31:20.668
17	1	1:55.364	32.864	41.124	41.376	118.6	33:16.032
18	1	1:56.100	32.354	42.099	41.647	117.9	35:12.132
19	1	1:55.314	31.807	42.230	41.277	118.7	37:07.446

41 1. Jan GIJZEN FERRARI 275 GTB 4 1966 GTS17

1	1	1:48.617	36.182	37.557	34.878	126.0	1:48.617
2	1	1:41.430	28.465	37.348	35.617	134.9	3:30.047
3	1	1:42.864			36.258	133.0	5:12.911
4	1	1:42.361			35.683	133.7	6:55.272
5	1	1:41.804			35.806	134.4	8:37.076
6	1	1:41.830			35.707	134.4	10:18.906
7	1	1:41.543			35.884	134.8	12:00.449
8	1	1:41.065			35.585	135.4	13:41.514
9	1	1:42.168	28.459	37.395	36.314	133.9	15:23.682
10	1	1:42.298	28.882	37.710	35.706	133.8	17:05.980
11	1	1:42.324	28.535	37.851	35.938	133.7	18:48.304
12	1	1:42.484	28.582	38.071	35.831	133.5	20:30.788
13	1	1:42.245	28.701	37.667	35.877	133.8	22:13.033
14	1	1:43.779	29.169	38.794	35.816	131.9	23:56.812
15	1	1:41.903	28.534	37.485	35.884	134.3	25:38.715
16	1	1:42.836	28.790	37.811	36.235	133.1	27:21.551
17	1	1:44.190	29.371	38.237	36.582	131.3	29:05.741
18	1	1:45.129	31.186	37.487	36.456	130.2	30:50.870
19	1	1:43.513	29.231	38.185	36.097	132.2	32:34.383
20	1	1:44.338	29.581	38.188	36.569	131.1	34:18.721
21	1	1:43.822	29.767	38.181	35.874	131.8	36:02.543

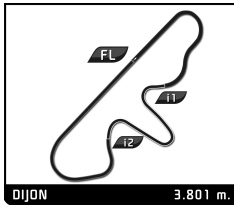


TROFEO NASTRO ROSSO GRAND PRIX DE L'AGE D'OR RACE 1

Analysis

■ Personal Best ■ Session Best B Crossing the finish line in pit lane

Lap	D	Time	Sector 1	Sector 2	Sector 3	Mph	Elapsed	Lap	D	Time	Sector 1	Sector 2	Sector 3	Mph	Elapsed
45 1. Arnold MEIER FERRARI 250 GT Berlinetta 1961 GTS7B								7 1 1:46.526 128.5 12:34.148							
2 1 1:47.362 30.662 39.023 37.677 127.5 3:43.867								8 1 2:59.216 B 1:50.529 76.4 15:33.364							
3 1 1:45.369 37.492 129.9 5:29.236								9 1 1:55.202 39.314 38.521 37.367 118.8 17:28.566							
4 1 1:46.463 37.568 128.5 7:15.699								10 1 1:46.518 31.737 37.983 36.798 128.5 19:15.084							
5 1 1:46.540 37.655 128.4 9:02.239								11 1 1:48.187 31.916 38.213 38.058 126.5 21:03.271							
6 1 1:46.737 37.739 128.2 10:48.976								12 1 1:45.783 31.858 37.358 36.567 129.4 22:49.054							
7 1 1:46.241 128.8 12:35.217								13 1 1:45.235 30.559 37.744 36.932 130.0 24:34.289							
8 1 1:45.575 37.674 129.6 14:20.792								14 1 1:45.028 30.629 37.896 36.503 130.3 26:19.317							
9 1 1:42.760 28.792 37.220 36.748 133.2 16:03.552								15 1 1:43.987 29.995 37.332 36.660 131.6 28:03.304							
10 1 1:43.759 29.179 37.954 36.626 131.9 17:47.311								16 1 1:44.027 30.982 37.197 35.848 131.5 29:47.331							
11 1 1:43.966 29.528 38.020 36.418 131.6 19:31.277								17 1 1:44.980 30.607 37.743 36.630 130.3 31:32.311							
12 1 1:42.475 29.017 36.987 36.471 133.5 21:13.752								18 1 1:44.507 30.818 37.778 35.911 130.9 33:16.818							
13 1 1:42.393 29.266 36.897 36.230 133.6 22:56.145								19 1 1:43.862 30.353 36.992 36.517 131.7 35:00.680							
14 1 1:43.694 29.607 37.396 36.691 132.0 24:39.839								20 1 1:44.781 30.834 38.019 35.928 130.6 36:45.461							
15 1 1:44.677 29.287 38.227 37.163 130.7 26:24.516															
16 1 1:43.987 29.431 38.011 36.545 131.6 28:08.503															
17 1 1:42.650 29.485 36.641 36.524 133.3 29:51.153															
18 1 1:42.879 29.362 37.058 36.459 133.0 31:34.032															
19 1 1:44.462 29.592 37.554 37.316 131.0 33:18.494															
20 1 1:44.241 30.257 36.901 37.083 131.3 35:02.735															
21 1 1:43.916 29.635 37.447 36.834 131.7 36:46.651															
52 1. Peter MUELDER BIZZARRINI 5300 GT 1965 TSRC12								55 1. Vincent GAYE FERRARI 275 GTB/C 1966 GTS17							
2. Christian TRABER								1 1 1:43.073 33.658 35.233 34.182 132.8 1:43.073							
1 1 1:47.526 34.993 36.753 35.780 127.3 1:47.526								2 1 1:36.989 27.626 35.043 34.320 141.1 3:20.062							
2 1 1:41.029 28.756 36.439 35.834 135.4 3:28.555								3 1 1:36.501 34.208 141.8 4:56.563							
3 1 1:40.897 35.595 135.6 5:09.452								4 1 1:36.812 34.600 141.3 6:33.375							
4 1 1:41.011 35.379 135.5 6:50.463								5 1 1:36.613 34.223 141.6 8:09.988							
5 1 1:42.294 35.936 133.8 8:32.757								6 1 1:37.900 34.209 139.8 9:47.888							
6 1 1:40.588 35.307 136.0 10:13.345								7 1 1:36.448 34.300 141.9 11:24.336							
7 1 1:42.166 36.800 133.9 11:55.511								8 1 1:38.157 34.088 139.4 13:02.493							
8 1 1:41.600 35.786 134.7 13:37.111								9 1 1:35.658 33.771 143.0 14:38.151							
9 1 1:41.566 28.965 36.828 35.773 134.7 15:18.677								10 1 1:36.123 27.360 34.969 33.794 142.4 16:14.274							
10 1 2:35.656 B 29.120 39.328 1:27.208 87.9 17:54.333								11 1 1:36.718 27.095 34.725 34.898 141.5 17:50.992							
11 1 1:48.193 34.751 37.677 35.765 126.5 19:42.526								12 1 1:36.763 27.617 35.417 33.729 141.4 19:27.755							
12 1 1:42.837 28.795 37.515 36.527 133.1 21:25.363								13 1 1:36.882 28.362 34.827 33.693 141.2 21:04.637							
13 1 1:42.386 29.169 37.210 36.007 133.6 23:07.749								14 1 1:36.328 27.800 34.729 33.799 142.1 22:40.965							
14 1 1:41.658 29.215 36.873 35.570 134.6 24:49.407								15 1 1:36.879 27.785 35.179 33.915 141.2 24:17.844							
15 1 1:41.306 28.701 36.827 35.778 135.1 26:30.713								16 1 1:35.848 27.325 34.821 33.702 142.8 25:53.692							
16 1 1:40.924 28.427 36.741 35.756 135.6 28:11.637								17 1 1:37.684 27.350 36.503 33.831 140.1 27:31.376							
17 1 1:44.499 30.182 38.900 35.417 130.9 29:56.136								18 1 1:36.753 27.490 35.315 33.948 141.4 29:08.129							
18 1 1:40.305 28.310 36.432 35.563 136.4 31:36.441								19 1 1:36.670 27.554 35.573 33.543 141.5 30:44.799							
19 1 1:41.979 28.359 36.861 36.759 134.2 33:18.420								20 1 1:36.178 27.015 35.207 33.956 142.3 32:20.977							
20 1 1:43.214 29.872 36.678 36.664 132.6 35:01.634								21 1 1:36.295 27.431 34.832 34.032 142.1 33:57.272							
21 1 1:41.564 29.749 36.383 35.432 134.7 36:43.198								22 1 1:37.062 27.816 35.070 34.176 141.0 35:34.334							
53 1. Heiner OETTLI BIZZARRINI Grifo 5300 1965 TSRC12								60 1. Peter VÖGELE PORSCHE RSK 718-60 Spyder 1960 TSRC4							
1 1 1:54.531 39.332 38.784 36.415 119.5 1:54.531								1 1 2:00.197 43.911 39.117 37.169 113.8 2:00.197							
2 1 1:46.274 30.649 38.469 37.156 128.8 3:40.805								2 1 1:45.101 29.483 37.697 37.921 130.2 3:45.298							
3 1 1:46.557 37.037 128.4 5:27.362								3 1 1:44.824 37.958 130.5 5:30.122							
4 1 1:47.070 37.016 127.8 7:14.432								4 1 1:56.798 49.252 117.2 7:26.920							
5 1 1:46.406 36.740 128.6 9:00.838								5 1 1:43.460 37.106 132.3 9:10.380							
6 1 1:46.784 36.896 128.1 10:47.622								6 1 1:44.262 37.457 131.2 10:54.642							
								7 1 1:43.886 131.7 12:38.528							
								8 1 1:44.037 37.830 131.5 14:22.565							
								9 1 1:42.667 28.995 36.682 36.990 133.3 16:05.232							
								10 1 1:43.343 29.143 37.000 37.200 132.4 17:48.575							
								11 1 1:43.973 28.928 37.732 37.313 131.6 19:32.548							
								12 1 1:42.291 28.856 36.364 37.071 133.8 21:14.839							
								13 1 1:42.523 28.779 36.996 36.748 133.5 22:57.362							
								14 1 1:43.753 29.125 37.645 36.983 131.9 24:41.115							
								15 1 1:44.566 28.762 37.846 37.958 130.9 26:25.681							



TROFEO NASTRO ROSSO GRAND PRIX DE L'AGE D'OR RACE 1

Analysis

Lap	D	Time	Sector 1	Sector 2	Sector 3	Mph	Elapsed	Lap	D	Time	Sector 1	Sector 2	Sector 3	Mph	Elapsed
16	1	1:44.434	28.974	38.566	36.894	131.0	28:10.115	17	1	1:53.436	31.841	40.601	40.994	120.6	31:57.079
17	1	1:43.729	29.707	36.745	37.277	131.9	29:53.844	18	1	1:53.462	31.455	40.238	41.769	120.6	33:50.541
18	1	1:43.177	29.429	36.901	36.847	132.6	31:37.021	19	1	1:53.362	32.127	40.242	40.993	120.7	35:43.903
19	1	1:42.696	29.359	36.697	36.640	133.2	33:19.717								
20	1	1:43.667	29.475	36.946	37.246	132.0	35:03.384								
21	1	1:44.092	29.269	37.509	37.314	131.5	36:47.476								

61 1. Guillermo FIERRO MASERATI T61 1960
TSRC4B

1	1	1:47.054	34.148	37.319	35.587	127.8	1:47.054
2	1	1:40.152	27.431	36.930	35.791	136.6	3:27.206
3	1	1:41.169			36.179	135.3	5:08.375
4	1	1:41.118			36.261	135.3	6:49.493
5	1	1:42.168			36.292	133.9	8:31.661
6	1	1:40.768			36.351	135.8	10:12.429
7	1	1:40.696			36.330	135.9	11:53.125
8	1	1:41.127			36.517	135.3	13:34.252
9	1	1:41.233	27.804	36.992	36.437	135.2	15:15.485
10	1	1:40.775	27.736	36.908	36.131	135.8	16:56.260
11	1	1:41.678	27.673	37.661	36.344	134.6	18:37.938
12	1	1:42.956	28.736	37.685	36.535	132.9	20:20.894
13	1	1:42.902	28.525	37.531	36.846	133.0	22:03.796
14	1	1:41.837	27.915	37.612	36.310	134.4	23:45.633
15	1	1:42.281	29.288	36.924	36.069	133.8	25:27.914
16	1	1:41.966	28.277	37.344	36.345	134.2	27:09.880
17	1	1:41.498	28.085	37.463	35.950	134.8	28:51.378
18	1	1:41.095	27.681	37.159	36.255	135.4	30:32.473
19	1	1:42.394	28.217	37.803	36.374	133.6	32:14.867
20	1	1:42.731	28.133	37.964	36.634	133.2	33:57.598
21	1	1:41.941	28.187	37.458	36.296	134.2	35:39.539

69 1. Stephan RETTENMAIER MASERATI T61 1960
2. Ingo GREMM TSRC5B

1	1	1:55.331	38.713	38.842	37.776	118.6	1:55.331
2	1	1:49.640	31.536	39.035	39.069	124.8	3:44.971
3	1	1:49.402			38.231	125.1	5:34.373
4	1	1:57.764			45.882	116.2	7:32.137

527 1. Adrian SUCARI MASERATI A6GCS 1954
2. Martin H. SUCARI TSRC4A

1	1	2:04.795	43.561	40.408	40.826	109.6	2:04.795
2	1	1:52.451	31.212	40.163	41.076	121.7	3:57.246
3	1	1:51.537			40.625	122.7	5:48.783
4	1	1:51.426			40.978	122.8	7:40.209
5	1	1:51.669			40.457	122.5	9:31.878
6	1	1:51.798			40.959	122.4	11:23.676
7	1	1:51.561			40.766	122.7	13:15.237
8	1	1:50.940	30.964	39.360	40.616	123.3	15:06.177
9	1	1:51.531	31.028	39.852	40.651	122.7	16:57.708
10	1	1:50.971	30.965	39.541	40.465	123.3	18:48.679
11	1	1:50.877	31.196	39.325	40.356	123.4	20:39.556
12	1	1:51.723	31.106	39.764	40.853	122.5	22:31.279
13	1	1:52.155	31.288	39.869	40.998	122.0	24:23.434
14	1	1:52.590	31.270	40.170	41.150	121.5	26:16.024
15	1	1:52.762	31.657	40.098	41.007	121.3	28:08.786
16	1	1:54.857	32.587	41.127	41.143	119.1	30:03.643