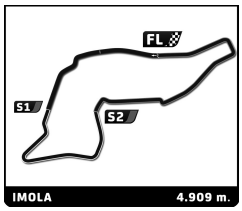

U2TC
IMOLA CLASSIC
RACE 1

Analysis

Personal Best | Session Best | B Crossing the finish line in pit lane

2 — 1.Carlo VÖGELE — ALFA ROMEO Giulia Sprint GTA — C

Lap	D	Time	Sector 1	Sector 2	Sector 3	Kph	Elapsed
1	1	2:25.193	33.189	46.958	1:05.046	121.7	2:25.193
2	1	2:21.603	30.640	46.308	1:04.655	124.8	4:46.796
3	1	2:20.434	30.343	45.937	1:04.154	125.8	7:07.230
4	1	2:21.128	30.303	45.836	1:04.989	125.2	9:28.358
5	1	2:21.225	30.222	46.431	1:04.572	125.1	11:49.583
6	1	2:20.614	30.115	45.813	1:04.686	125.7	14:10.197
7	1	2:19.662	29.952	45.558	1:04.152	126.5	16:29.859
8	1	3:30.046 B	30.002	45.621	2:14.423	84.1	19:59.905
9	1	2:39.306	48.396	46.917	1:03.993	110.9	22:39.211
10	1	2:19.222	29.975	45.465	1:03.782	126.9	24:58.433
11	1	2:19.924	29.903	45.655	1:04.366	126.3	27:18.357
12	1	2:19.678	29.837	45.630	1:04.211	126.5	29:38.035
13	1	2:20.206	29.904	46.122	1:04.180	126.0	31:58.241
14	1	2:19.809	29.664	45.882	1:04.263	126.4	34:18.050
15	1	2:19.935	29.607	45.987	1:04.341	126.3	36:37.985
16	1	2:20.368	29.731	46.096	1:04.541	125.9	38:58.353
17	1	2:20.492	30.109	46.061	1:04.322	125.8	41:18.845
18	1	2:19.979	29.776	45.911	1:04.292	126.3	43:38.824

7 — 1.Steve SOPER — FORD Lotus Cortina — C

Lap	D	Time	Sector 1	Sector 2	Sector 3	Kph	Elapsed
1	1	2:15.466	28.814	44.352	1:02.300	130.5	2:15.466

15 — 1.Graham CHURCHILL, 2.Peter BALDWIN — AUSTIN Mini Cooper S — B

Lap	D	Time	Sector 1	Sector 2	Sector 3	Kph	Elapsed
1	2	2:26.460	33.900	47.095	1:05.465	120.7	2:26.460
2	2	2:21.623	30.857	45.871	1:04.895	124.8	4:48.083
3	2	2:21.741	30.477	46.454	1:04.810	124.7	7:09.824
4	2	2:21.481	30.765	46.235	1:04.481	124.9	9:31.305
5	2	2:21.288	30.367	46.547	1:04.374	125.1	11:52.593
6	2	2:20.998	30.723	45.644	1:04.631	125.3	14:13.591
7	2	2:20.891	30.453	46.211	1:04.227	125.4	16:34.482
8	2	3:46.688 B	30.784	46.183	2:29.721	78.0	20:21.170
9	1	2:45.347	50.576	47.754	1:07.017	106.9	23:06.517
10	1	2:24.851	31.384	47.133	1:06.334	122.0	25:31.368
11	1	2:24.738	31.487	46.999	1:06.252	122.1	27:56.106
12	1	2:24.689	31.785	46.487	1:06.417	122.1	30:20.795
13	1	2:23.773	31.138	46.462	1:06.173	122.9	32:44.568
14	1	2:25.261	31.314	46.884	1:07.063	121.7	35:09.829
15	1	2:26.629	31.915	47.012	1:07.702	120.5	37:36.458
16	1	2:25.435	31.535	46.869	1:07.031	121.5	40:01.893
17	1	2:24.286	31.294	46.811	1:06.181	122.5	42:26.179

23 — 1.Andrea STORTONI, 2.Emanuele PIRRO — FORD Lotus Cortina — C

Lap	D	Time	Sector 1	Sector 2	Sector 3	Kph	Elapsed
1	1	2:20.478	31.744	45.093	1:03.641	125.8	2:20.478
2	1	2:19.362	30.381	44.532	1:04.449	126.8	4:39.840
3	1	2:16.938	29.674	44.477	1:02.787	129.1	6:56.778
4	1	2:16.790	29.388	44.089	1:03.313	129.2	9:13.568
5	1	2:26.618	29.736	53.877	1:03.005	120.5	11:40.186
6	1	2:19.042	29.193	44.261	1:05.588	127.1	13:59.228
7	1	2:16.813	29.122	44.412	1:03.279	129.2	16:16.041
8	1	2:16.878	29.406	44.702	1:02.770	129.1	18:32.919
9	1	3:40.142 B	29.239	44.616	2:26.287	80.3	22:13.061
10	2	2:30.877	43.746	44.468	1:02.663	117.1	24:43.938
11	2	2:15.488	29.529	43.900	1:02.059	130.4	26:59.426
12	2	2:15.196	29.266	44.046	1:01.884	130.7	29:14.622
13	2	2:14.836	29.243	43.837	1:01.756	131.1	31:29.458
14	2	2:14.295	28.763	43.860	1:01.672	131.6	33:43.753
15	2	2:14.633	28.948	43.870	1:01.815	131.3	35:58.386
16	2	2:14.592	28.760	43.942	1:01.890	131.3	38:12.978
17	2	2:14.306	28.836	43.828	1:01.642	131.6	40:27.284
18	2	2:14.152	28.875	43.714	1:01.563	131.7	42:41.436

30 — 1.Eric EVERARD — ALFA ROMEO Giulia Sprint GTA — C

Lap	D	Time	Sector 1	Sector 2	Sector 3	Kph	Elapsed
1	1	2:33.184	35.311	50.102	1:07.771	115.4	2:33.184
2	1	2:25.314	32.050	47.284	1:05.980	121.6	4:58.498
3	1	2:24.235	31.315	46.723	1:06.197	122.5	7:22.733
4	1	2:25.695	31.472	47.658	1:06.565	121.3	9:48.428
5	1	2:23.589	31.236	46.768	1:05.585	123.1	12:12.017
6	1	2:22.832	30.957	46.284	1:05.591	123.7	14:34.849
7	1	2:23.782	30.896	45.950	1:06.936	122.9	16:58.631
8	1	3:45.057 B	31.518	47.190	2:26.349	78.5	20:43.688
9	1	2:40.170	46.701	47.342	1:06.127	110.3	23:23.858
10	1	2:24.230	31.552	46.692	1:05.986	122.5	25:48.088
11	1	2:23.813	31.267	46.623	1:05.923	122.9	28:11.901
12	1	2:23.987	31.162	47.061	1:05.764	122.7	30:35.888
13	1	2:23.375	31.053	46.965	1:05.357	123.3	32:59.263
14	1	2:23.131	30.898	46.314	1:05.919	123.5	35:22.394
15	1	2:24.542	30.980	47.887	1:05.675	122.3	37:46.936
16	1	2:22.016	30.745	46.544	1:04.727	124.4	40:08.952
17	1	2:24.127	30.856	47.771	1:05.500	122.6	42:33.079

36 — 1.Alexander FURIANI — ALFA ROMEO Giulia Sprint GTA — C

Lap	D	Time	Sector 1	Sector 2	Sector 3	Kph	Elapsed
1	1	2:14.958	28.215	44.056	1:02.687	130.9	2:14.958
2	1	2:15.900	29.427	43.948	1:02.525	130.0	4:30.858
3	1	2:15.948	29.172	44.165	1:02.611	130.0	6:46.806
4	1	2:14.720	28.829	43.840	1:02.051	131.2	9:01.526
5	1	2:14.632	28.802	43.802	1:02.028	131.3	11:16.158
6	1	2:14.840	28.835	43.803	1:02.202	131.1	13:30.998
7	1	2:15.264	29.004	44.040	1:02.220	130.7	15:46.262
8	1	2:14.083	28.699	43.454	1:01.930	131.8	18:00.345
9	1	2:15.499	28.661	44.212	1:02.626	130.4	20:15.844
10	1	2:16.465	28.986	44.382	1:03.097	129.5	22:32.309
11	1	2:14.885	28.918	44.128	1:01.839	131.0	24:47.194
12	1	2:14.671	28.671	43.526	1:02.474	131.2	27:01.865
13	1	2:33.382 B	28.862	44.190	1:20.330	115.2	29:35.247
14	1	3:31.807	1:45.467	44.257	1:02.083	83.4	33:07.054
15	1	2:15.001	28.938	43.902	1:02.161	130.9	35:22.055
16	1	2:15.208	28.660	44.127	1:02.421	130.7	37:37.263
17	1	2:15.954	28.800	44.381	1:02.773	130.0	39:53.217
18	1	2:16.272	28.994	44.311	1:02.967	129.7	42:09.489

44 — 1.Xavier GALANT, 2.Olivier TANCOGNE — ALFA ROMEO GTA — C

Lap	D	Time	Sector 1	Sector 2	Sector 3	Kph	Elapsed
1	2	2:33.655	35.015	50.075	1:08.565	115.0	2:33.655
2	2	2:27.499	32.121	48.180	1:07.198	119.8	5:01.154

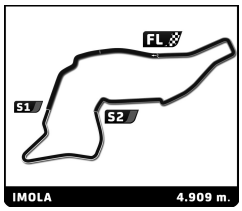

U2TC
IMOLA CLASSIC
RACE 1

Analysis

Personal Best | Session Best | **B** Crossing the finish line in pit lane

Lap	D	Time	Sector 1	Sector 2	Sector 3	Kph	Elapsed
3	2	2:23.424	30.727	47.016	1:05.681	123.2	7:24.578
4	2	2:21.956	30.389	46.567	1:05.000	124.5	9:46.534
5	2	2:22.777	30.743	47.007	1:05.027	123.8	12:09.311
6	2	2:22.780	30.499	47.015	1:05.266	123.8	14:32.091
7	2	2:22.520	30.623	46.643	1:05.254	124.0	16:54.611
8	2	2:21.315	30.381	46.421	1:04.513	125.1	19:15.926
9	2	2:38.640 B	30.515	46.269	1:21.856	111.4	21:54.566
10	1	4:06.432	2:13.336	47.301	1:05.795	71.7	26:00.998
11	1	2:22.104	30.428	46.325	1:05.351	124.4	28:23.102
12	1	2:22.238	30.716	46.503	1:05.019	124.2	30:45.340
13	1	2:23.286	30.084	46.118	1:07.084	123.3	33:08.626
14	1	2:21.304	30.322	45.966	1:05.016	125.1	35:29.930
15	1	2:20.958	30.159	46.164	1:04.635	125.4	37:50.888
16	1	2:19.553	29.967	45.389	1:04.197	126.6	40:10.441
17	1	2:20.988	29.969	46.324	1:04.695	125.3	42:31.429

46 1.Stanislas BOURIEZ — ALFA ROMEO Giulia Sprint GT — C

Lap	D	Time	Sector 1	Sector 2	Sector 3	Kph	Elapsed
1	1	2:40.531	37.927	51.026	1:11.578	110.1	2:40.531
2	1	2:34.953			1:10.507	114.1	5:15.484
3	1	2:33.527	33.654	50.166	1:09.707	115.1	7:49.011
4	1	2:31.415	32.463	49.375	1:09.577	116.7	10:20.426
5	1	2:32.478	32.664	50.072	1:09.742	115.9	12:52.904
6	1	2:31.837	32.837	49.665	1:09.335	116.4	15:24.741
7	1	2:31.233	32.568	49.210	1:09.455	116.9	17:55.974
8	1	2:32.761	32.983	49.999	1:09.779	115.7	20:28.735
9	1	4:08.475 B	32.527	49.129	2:46.819	71.1	24:37.210
10	1	2:48.640	48.272	49.780	1:10.588	104.8	27:25.850
11	1	2:31.660	32.934	49.468	1:09.258	116.5	29:57.510
12	1	2:31.377	32.560	49.420	1:09.397	116.7	32:28.887
13	1	2:31.256			1:09.607	116.8	35:00.143
14	1	2:31.123			1:09.427	116.9	37:31.266
15	1	2:30.056	32.091	48.678	1:09.287	117.8	40:01.322
16	1	2:28.211	31.507	48.251	1:08.453	119.2	42:29.533

52 1.Richard DUTTON, 2.Neil BROWN — FORD Lotus Cortina — C

Lap	D	Time	Sector 1	Sector 2	Sector 3	Kph	Elapsed
1	2	2:18.314	30.624	45.069	1:02.621	127.8	2:18.314
2	2	2:17.243	29.657	44.753	1:02.833	128.8	4:35.557
3	2	2:17.525	29.645	45.087	1:02.793	128.5	6:53.082
4	2	2:16.969	29.789	44.988	1:02.192	129.0	9:10.051
5	2	2:16.609	29.576	45.199	1:01.834	129.4	11:26.660
6	2	2:16.635	29.713	44.602	1:02.320	129.3	13:43.295
7	2	2:16.629	29.602	44.891	1:02.136	129.3	15:59.924
8	2	2:34.693 B	29.615	44.573	1:20.505	114.2	18:34.617
9	1	3:32.849	1:42.885	44.478	1:05.486	83.0	22:07.466
10	1	2:17.247	29.323	44.391	1:03.533	128.8	24:24.713
11	1	2:17.005	29.362	44.691	1:02.952	129.0	26:41.718
12	1	2:15.556	29.120	43.986	1:02.450	130.4	28:57.274
13	1	2:15.816	29.139	44.574	1:02.103	130.1	31:13.090
14	1	2:15.048	28.986	44.159	1:01.903	130.9	33:28.138
15	1	2:16.107	29.317	44.271	1:02.519	129.8	35:44.245
16	1	2:15.347	29.109	44.130	1:02.108	130.6	37:59.592
17	1	2:15.720	28.987	44.397	1:02.336	130.2	40:15.312
18	1	2:16.022	28.675	44.648	1:02.699	129.9	42:31.334

68 1.Daniel MURSALL — BMW 1800 Ti — D

Lap	D	Time	Sector 1	Sector 2	Sector 3	Kph	Elapsed
1	1	2:23.354	32.268	46.636	1:04.450	123.3	2:23.354
2	1	2:20.306	30.343	45.681	1:04.282	126.0	4:43.660
3	1	2:21.723	29.959	46.889	1:04.875	124.7	7:05.383
4	1	2:20.929	29.793	46.091	1:05.045	125.4	9:26.312
5	1	2:21.264	30.144	46.240	1:04.880	125.1	11:47.576
6	1	2:21.252	30.003	46.211	1:05.038	125.1	14:08.828
7	1	2:20.004	29.847	45.561	1:04.596	126.2	16:28.832
8	1	2:19.913	29.809	45.850	1:04.254	126.3	18:48.745
9	1	2:22.156	30.256	46.620	1:05.280	124.3	21:10.901
10	1	2:49.066 B	30.095	46.050	1:32.921	104.5	23:59.967
11	1	3:34.437	1:41.397	47.413	1:05.627	82.4	27:34.404
12	1	2:22.617	30.552	46.609	1:05.456	123.9	29:57.021
13	1	2:24.017	30.139	47.583	1:06.295	122.7	32:21.038
14	1	2:23.811	30.857	47.051	1:05.903	122.9	34:44.849
15	1	2:22.033	30.374	46.368	1:05.291	124.4	37:06.882
16	1	2:20.698			1:05.028	125.6	39:27.580
17	1	2:24.336	30.475	47.367	1:06.494	122.4	41:51.916
18	1	2:28.640	31.306	48.820	1:08.514	118.9	44:20.556

69 1.John AVILL, 2.Ross HYETT — FORD Lotus Cortina — C

Lap	D	Time	Sector 1	Sector 2	Sector 3	Kph	Elapsed
1	1	2:19.472	30.998	45.118	1:03.356	126.7	2:19.472
2	1	2:18.242	30.530	44.621	1:03.091	127.8	4:37.714
3	1	2:16.822	29.551	44.496	1:02.775	129.2	6:54.536
4	1	2:18.592	30.417	44.619	1:03.556	127.5	9:13.128
5	1	2:18.110	29.947	44.802	1:03.361	128.0	11:31.238
6	1	2:18.653	29.998	44.894	1:03.761	127.5	13:49.891
7	1	2:18.232	30.079	44.896	1:03.257	127.8	16:08.123
8	1	2:18.678	29.720	45.201	1:03.757	127.4	18:26.801
9	1	2:39.885 B	30.658	44.995	1:24.232	110.5	21:06.686
10	2	3:33.058	1:41.833	46.986	1:04.239	82.9	24:39.744
11	2	2:19.652	30.269	45.691	1:03.692	126.5	26:59.396
12	2	2:19.282	30.287	44.860	1:04.135	126.9	29:18.678
13	2	2:18.810	29.785	45.412	1:03.613	127.3	31:37.488
14	2	2:17.821	29.852	44.753	1:03.216	128.2	33:55.309
15	2	2:17.280	29.732	45.040	1:02.508	128.7	36:12.589
16	2	2:18.975	30.432	45.279	1:03.264	127.2	38:31.564
17	2	2:19.492	30.513	45.250	1:03.729	126.7	40:51.056
18	2	2:18.778	30.273	45.333	1:03.172	127.3	43:09.834

84 1.Steve JONES — MORRIS Mini Cooper S — B

Lap	D	Time	Sector 1	Sector 2	Sector 3	Kph	Elapsed
1	1	2:27.653				119.7	2:27.653
2	1	2:23.025				123.6	4:50.678
3	1	2:23.256				123.4	7:13.934
4	1	2:23.384				123.3	9:37.318
5	1	2:24.475				122.3	12:01.793
6	1	2:23.753				122.9	14:25.546
7	1	2:23.798				122.9	16:49.344
8	1	2:26.510				120.6	19:15.854
9	1	2:23.794				122.9	21:39.648
10	1	2:23.543				123.1	24:03.191
11	1	3:55.560 B				75.0	27:58.751
12	1	2:41.920				109.1	30:40.671

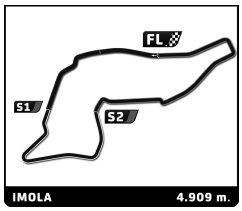

U2TC
IMOLA CLASSIC
RACE 1

Analysis

Personal Best | Session Best | B Crossing the finish line in pit lane

Lap	D	Time	Sector 1	Sector 2	Sector 3	Kph	Elapsed
13	1	2:24.759				122.1	33:05.430
14	1	2:22.576				124.0	35:28.006
15	1	2:21.055				125.3	37:49.061
16	1	2:21.588				124.8	40:10.649
17	1	2:23.328				123.3	42:33.977

97 1.Conrad C. ULRICH 2.Conrad M. ULRICH — ALFA ROMEO Giulia Sprint GTA — C

Lap	D	Time	Sector 1	Sector 2	Sector 3	Kph	Elapsed
1	1	2:34.693	36.784	49.139	1:08.770	114.2	2:34.693
2	1	2:26.355	31.480	48.418	1:06.457	120.8	5:01.048
3	1	2:25.014	31.488	47.239	1:06.287	121.9	7:26.062
4	1	2:23.434	30.951	46.736	1:05.747	123.2	9:49.496
5	1	2:23.127	30.643	47.257	1:05.227	123.5	12:12.623
6	1	2:23.113	30.704	46.829	1:05.580	123.5	14:35.736
7	1	2:22.932	30.284	46.450	1:06.198	123.6	16:58.668
8	1	2:24.495	30.654	47.390	1:06.451	122.3	19:23.163
9	1	4:11.604 B	31.031	47.944	2:52.629	70.2	23:34.767
10	2	2:38.070	44.679	47.307	1:06.084	111.8	26:12.837
11	2	2:25.043	31.051	47.312	1:06.680	121.8	28:37.880
12	2	2:23.970	30.390	47.202	1:06.378	122.8	31:01.850
13	2	2:25.785	31.382	47.569	1:06.834	121.2	33:27.635
14	2	2:24.879	31.345	47.229	1:06.305	122.0	35:52.514
15	2	2:24.380	30.916	46.749	1:06.715	122.4	38:16.894
16	2	2:25.579	31.303	47.734	1:06.542	121.4	40:42.473
17	2	2:24.221	31.824	47.086	1:05.311	122.5	43:06.694

100 1.Richard SHAW — BMW 1800 TiSA — D

Lap	D	Time	Sector 1	Sector 2	Sector 3	Kph	Elapsed
1	1	2:16.241	29.286	44.422	1:02.533	129.7	2:16.241
2	1	2:16.556	29.796	44.186	1:02.574	129.4	4:32.797
3	1	2:15.599	29.237	44.113	1:02.249	130.3	6:48.396
4	1	2:15.353	28.747	44.066	1:02.540	130.6	9:03.749
5	1	2:15.512	28.877	44.142	1:02.493	130.4	11:19.261
6	1	2:15.151	28.694	43.990	1:02.467	130.8	13:34.412
7	1	2:14.949	28.874	43.846	1:02.229	131.0	15:49.361
8	1	2:14.996	28.648	43.970	1:02.378	130.9	18:04.357
9	1	2:16.252	28.924	44.875	1:02.453	129.7	20:20.609
10	1	2:15.862	28.981	44.506	1:02.375	130.1	22:36.471
11	1	2:14.785	28.800	43.989	1:01.996	131.1	24:51.256
12	1	2:14.702	28.606	43.841	1:02.255	131.2	27:05.958
13	1	2:16.187	29.291	44.342	1:02.554	129.8	29:22.145
14	1	2:30.777 B	29.054	44.297	1:17.426	117.2	31:52.922
15	1	3:33.226	1:45.472	44.750	1:03.004	82.9	35:26.148
16	1	2:16.604	28.919	44.981	1:02.704	129.4	37:42.752
17	1	2:16.416	28.753	44.094	1:03.569	129.5	39:59.168
18	1	2:15.709	28.978	44.055	1:02.676	130.2	42:14.877

112 1.Tommaso GELMINI — ALFA ROMEO Giulia Ti Super — C

Lap	D	Time	Sector 1	Sector 2	Sector 3	Kph	Elapsed
1	1	2:35.966	36.229	50.134	1:09.603	113.3	2:35.966
2	1	2:28.518	32.165	48.238	1:08.115	119.0	5:04.484
3	1	2:29.606	31.840	48.519	1:09.247	118.1	7:34.090
4	1	2:29.791	32.244	48.861	1:08.686	118.0	10:03.881
5	1	2:31.106	32.214	49.310	1:09.582	117.0	12:34.987
6	1	2:31.843	32.743	49.217	1:09.883	116.4	15:06.830
7	1	2:30.938	32.864	48.880	1:09.194	117.1	17:37.768
8	1	2:51.909 B	32.315	49.089	1:30.505	102.8	20:29.677
9	1	4:00.399	2:00.849	49.875	1:09.675	73.5	24:30.076
10	1	2:31.635	32.845	49.257	1:09.533	116.5	27:01.711
11	1	2:31.239	31.946	50.402	1:08.891	116.9	29:32.950
12	1	2:31.111	32.433	49.016	1:09.662	116.9	32:04.061
13	1	2:31.107	32.561	49.137	1:09.409	117.0	34:35.168
14	1	2:30.101	32.567	48.951	1:08.583	117.7	37:05.269
15	1	2:28.751	32.117	48.052	1:08.582	118.8	39:34.020
16	1	2:29.872	32.040	48.544	1:09.288	117.9	42:03.892
17	1	2:37.849	32.628	49.549	1:15.672	112.0	44:41.741

161 1.Alan LETTS 2.Geoffrey LETTS — FORD Lotus Cortina — C

Lap	D	Time	Sector 1	Sector 2	Sector 3	Kph	Elapsed
1	2	2:21.842	32.005	46.215	1:03.622	124.6	2:21.842
2	2	2:16.990	29.611	44.750	1:02.629	129.0	4:38.832
3	2	2:16.015	29.183	44.452	1:02.380	129.9	6:54.847
4	2	2:18.251	29.192	44.783	1:04.276	127.8	9:13.098
5	2	2:31.938	40.646	47.255	1:04.037	116.3	11:45.036
6	2	2:18.769	30.895	44.671	1:03.203	127.4	14:03.805
7	2	2:18.200	30.577	44.596	1:03.027	127.9	16:22.005
8	2	2:19.001	31.069	45.050	1:02.882	127.1	18:41.006
9	2	2:16.988	29.396	44.823	1:02.769	129.0	20:57.994
10	2	2:17.306	30.062	44.469	1:02.775	128.7	23:15.300
11	2	3:35.045 B	29.485	45.150	2:20.410	82.2	26:50.345
12	1	2:38.935	45.714	46.861	1:06.360	111.2	29:29.280
13	1	2:25.512	32.813	46.678	1:06.021	121.4	31:54.792
14	1	2:24.829	31.891	46.627	1:06.311	122.0	34:19.621
15	1	2:40.710	31.926	56.163	1:12.621	110.0	37:00.331
16	1	2:29.815	32.001	48.545	1:09.269	118.0	39:30.146
17	1	2:28.890	31.523	48.408	1:08.959	118.7	41:59.036
18	1	2:41.341	31.563	47.564	1:22.214	109.5	44:40.377

179 1.Dominik ROSCHMANN — ALFA ROMEO Giulia Sprint GTA — C

Lap	D	Time	Sector 1	Sector 2	Sector 3	Kph	Elapsed
1	1	2:19.070	30.308	44.861	1:03.901	127.1	2:19.070
2	1	2:17.801	30.130	44.952	1:02.719	128.2	4:36.871
3	1	2:16.999	29.585	44.415	1:02.999	129.0	6:53.870
4	1	2:19.101	29.391	45.101	1:04.609	127.0	9:12.971
5	1	2:20.325	30.671	45.430	1:04.224	125.9	11:33.296
6	1	2:17.802	29.809	44.732	1:03.261	128.2	13:51.098
7	1	2:17.349	29.665	44.737	1:02.947	128.7	16:08.447
8	1	2:18.670	29.801	45.235	1:03.634	127.4	18:27.117
9	1	2:19.743	31.176	44.587	1:03.980	126.5	20:46.860
10	1	2:16.600	29.629	44.290	1:02.681	129.4	23:03.460
11	1	2:17.123	29.579	44.555	1:02.989	128.9	25:20.583
12	1	2:34.491 B	29.834	44.829	1:19.828	114.4	27:55.074
13	1	3:30.843	1:43.818	44.473	1:02.552	83.8	31:25.917
14	1	2:16.128	29.372	44.288	1:02.468	129.8	33:42.045
15	1	2:16.270	29.195	44.060	1:03.015	129.7	35:58.315
16	1	2:16.499	29.661	44.147	1:02.691	129.5	38:14.814
17	1	2:15.823	29.302	44.104	1:02.417	130.1	40:30.637
18	1	2:17.334	29.365	44.625	1:03.344	128.7	42:47.971