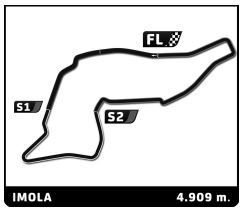

CLASSIC ENDURANCE RACING 2

IMOLA CLASSIC

QUALIFYING

Analysis

Personal Best | Session Best | **B** Crossing the finish line in pit lane

2 — 1.Frédéric DA ROCHA — LOLA T298 BMW — PROTO 2

Lap	D	Time	Sector 1	Sector 2	Sector 3	Kph	Elapsed
1	1	2:24.519	46.111	42.271	56.137	122.3	2:24.519
2	1	1:55.014	25.230	37.442	52.342	153.7	4:19.533
3	1	1:53.361	24.388	37.019	51.954	155.9	6:12.894
4	1	1:52.769	24.099	36.786	51.884	156.7	8:05.663
5	1	9:29.457 **B**	25.021	38.000	8:26.436	31.0	17:35.120
6	1	2:27.543	46.821	43.695	57.027	119.8	20:02.663
7	1	1:53.190	24.310	37.173	51.707	156.1	21:55.853
8	1	1:54.124	24.078	37.544	52.502	154.9	23:49.977
9	1	1:53.075	24.060	37.405	51.610	156.3	25:43.052
10	1	1:56.973	25.117	38.283	53.573	151.1	27:40.025
11	1	1:52.510	24.935	36.606	50.969	157.1	29:32.535
12	1	1:52.136	23.732	36.747	51.657	157.6	31:24.671
13	1	1:51.436	23.715	36.239	51.482	158.6	33:16.107
14	1	5:15.727 **B**	24.938	37.916	4:12.873	56.0	38:31.834
15	1	2:15.058	46.795	37.065	51.198	130.9	40:46.892
16	1	1:50.469	23.662	35.990	50.817	160.0	42:37.361
17	1	1:57.810	25.674	39.561	52.575	150.0	44:35.171
18	1	2:03.754	26.064	40.538	57.152	142.8	43:04.088
19	1	2:40.014	31.016	54.877	1:14.121	110.4	45:44.102

5 — 1.Henrik LINDBERG — PORSCHE 935 K3 — GT2

Lap	D	Time	Sector 1	Sector 2	Sector 3	Kph	Elapsed
1	1	2:47.145	1:01.862	44.076	1:01.207	105.7	2:47.145
2	1	2:02.611	26.854	40.307	55.450	144.1	4:49.756
3	1	1:58.442	24.574	39.181	54.687	149.2	6:48.198
4	1	1:58.835	24.855	38.940	55.040	148.7	8:47.033
5	1	1:57.970	24.854	39.184	53.932	149.8	10:45.003
6	1	4:55.918 **B**	24.871	40.370	3:50.677	59.7	15:40.921
7	1	2:15.913	41.651	39.776	54.486	130.0	17:56.834
8	1	2:12.010	28.035	44.318	59.657	133.9	20:08.844
9	1	2:14.852	31.307	47.109	56.436	131.1	22:23.696
10	1	6:18.694 **B**	24.885	39.753	5:14.056	46.7	28:42.390
11	1	2:22.755	46.194	41.297	55.264	123.8	31:05.145
12	1	2:00.286	27.754	39.458	53.074	146.9	33:05.431
13	1	1:54.649	24.177	38.198	52.274	154.1	35:00.080
14	1	1:54.655	24.731	37.643	52.281	154.1	36:54.735

7 — 1.Jean LEGRAS, 2.Jean-Philippe DEBRIE — CHEVRON B21 BDG — PROTO 2

Lap	D	Time	Sector 1	Sector 2	Sector 3	Kph	Elapsed
1	1	3:03.587	1:14.807	48.849	59.931	96.3	3:03.587
2	1	2:05.306	27.476	42.143	55.687	141.0	5:08.893
3	1	2:00.073	25.274	39.764	55.035	147.2	7:08.966
4	1	2:00.784	26.523	39.511	54.750	146.3	9:09.750
5	1	1:58.402	25.471	38.927	54.004	149.3	11:08.152
6	1	2:00.732	24.782	40.414	55.536	146.4	13:08.884
7	1	4:28.079 **B**	25.331	40.004	3:22.744	65.9	17:36.963
8	1	2:30.259	45.747	43.734	1:00.778	117.6	20:07.222
9	1	2:05.676	26.191	42.524	56.961	140.6	22:12.898
10	1	2:00.531	25.161	39.474	55.896	146.6	24:13.429
11	1	1:57.126	24.420	38.393	54.313	150.9	26:10.555
12	1	1:56.252	24.408	38.253	53.591	152.0	28:06.807
13	1	4:09.315 **B**	25.179	38.281	3:05.855	70.9	32:16.122
14	1	2:25.638	41.063	43.952	1:00.623	121.3	34:41.760
15	1	2:04.215	26.118	41.148	56.949	142.3	36:45.975
16	1	2:07.086	26.110	39.960	1:01.016	139.1	38:53.061
17	1	2:07.273	27.261	41.354	58.658	138.9	41:00.334

12 — 1.Charles VEILLARD — BMW 320i Gr.5 — GT2

Lap	D	Time	Sector 1	Sector 2	Sector 3	Kph	Elapsed
1	1	3:25.470	1:25.676	56.450	1:03.344	86.0	3:25.470
2	1	2:07.565	26.865	41.950	58.750	138.5	5:33.035
3	1	2:06.366	26.531	41.268	58.567	139.9	7:39.401
4	1	7:43.380 **B**	29.381	45.855	6:28.144	38.1	15:22.781
5	1	2:34.233	49.730	43.873	1:00.630	114.6	17:57.014
6	1	2:14.240	28.747	44.508	1:00.985	131.6	20:11.254
7	1	2:07.496	28.095	41.706	57.695	138.6	22:18.750
8	1	2:05.126	26.389	40.809	57.928	141.2	24:23.876
9	1	2:05.444	26.320	40.845	58.279	140.9	26:29.320
10	1	4:52.420 **B**	30.539	46.694	3:35.187	60.4	31:21.740
11	1	2:27.459	45.937	42.223	59.299	119.8	33:49.199
12	1	2:03.145	26.267	40.284	56.594	143.5	35:52.344
13	1	2:03.940	26.520	40.492	56.928	142.6	37:56.284
14	1	2:49.738	32.470	54.454	1:22.814	104.1	40:46.022

22 — 1.Russell BÜSST — CHEVRON B31 BDG — PROTO 2

Lap	D	Time	Sector 1	Sector 2	Sector 3	Kph	Elapsed
1	1	2:24.951	42.320	43.021	59.610	121.9	2:24.951
2	1	2:01.162	26.364	40.004	54.794	145.9	4:26.113
3	1	2:00.911	25.387	38.965	56.559	146.2	6:27.024
4	1	1:53.701	23.929	37.471	52.301	155.4	8:20.725
5	1	3:37.108 **B**	23.795	37.740	2:35.573	81.4	11:57.833
6	1	2:20.406	45.875	39.736	54.795	125.9	14:18.239
7	1	1:53.298	24.035	37.335	51.928	156.0	16:11.537
8	1	1:52.829	23.721	36.981	52.127	156.6	18:04.366
9	1	3:32.754 **B**	23.958	40.032	2:28.764	83.1	21:37.120
10	1	2:15.519	42.193	38.948	54.378	130.4	23:52.639
11	1	1:52.229	23.542	36.767	51.920	157.5	25:44.868
12	1	1:54.467	25.065	37.144	52.258	154.4	27:39.335
13	1	1:51.278	23.588	36.535	51.155	158.8	29:30.613
14	1	1:56.190	23.747	40.089	52.354	152.1	31:26.803
15	1	1:55.517	25.859	37.189	52.469	153.0	33:22.320
16	1	1:50.887	23.297	36.427	51.163	159.4	35:13.207
17	1	1:52.656	23.570	36.990	52.096	156.9	37:05.863
18	1	1:55.010	23.533	37.577	53.900	153.7	39:00.873
19	1	2:19.748	26.927	48.130	1:04.691	126.5	41:20.621
20	1	2:03.352	25.127	44.149	54.076	143.3	43:23.973

23 — 1.Martin O'CONNELL — CHEVRON B23 DFV — PROTO 2

Lap	D	Time	Sector 1	Sector 2	Sector 3	Kph	Elapsed
1	1	3:40.148	1:49.184	48.038	1:02.926	80.3	3:40.148
2	1	1:51.707	24.095	36.596	51.016	158.2	5:31.855
3	1	1:50.606	22.565	35.595	52.446	159.8	7:22.461
4	1	1:48.799	22.884	35.407	50.508	162.4	9:11.260
5	1	2:18.218	28.494	53.878	55.846	127.9	11:29.478
6	1	1:47.638	22.608	35.893	49.137	164.2	13:17.116
7	1	1:53.177	22.702	35.425	55.050	156.1	15:10.293
8	1	12:30.561 **B**	26.937	48.039	...	23.5	27:40.854
9	1	2:39.420	57.573	44.903	56.944	110.9	30:20.274
10	1	1:45.657	22.463	34.769	48.425	167.3	32:05.931

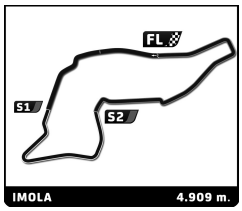

CLASSIC ENDURANCE RACING 2
IMOLA CLASSIC
QUALIFYING

Analysis

Personal Best | Session Best | **B** Crossing the finish line in pit lane

26 — CHEVRON B36 — PROTO 2
1.Claude LE JEAN
2.Lucien ROSSIAUD

Lap	D	Time	Sector 1	Sector 2	Sector 3	Kph	Elapsed
1	1	2:56.719	1:12.601	44.120	59.998	100.0	2:56.719
2	1	2:04.721	26.121	41.302	57.298	141.7	5:01.440
3	1	2:03.038	25.924	40.701	56.413	143.6	7:04.478
4	1	4:01.134 **B**	26.412	41.458	2:53.264	73.3	11:05.612
5	1	2:24.746	45.855	41.129	57.762	122.1	13:30.358
6	1	2:05.337	26.824	41.452	57.061	141.0	15:35.695
7	1	2:03.863	25.612	41.024	57.227	142.7	17:39.558
8	1	4:20.847 **B**	26.841	42.327	3:11.679	67.8	22:00.405
9	1	2:30.921	48.043	42.482	1:00.396	117.1	24:31.326
10	1	2:01.235	25.797	39.795	55.643	145.8	26:32.561
11	1	2:02.818	26.649	39.731	56.438	143.9	28:35.379
12	1	3:50.961 **B**	25.765	39.795	2:45.401	76.5	32:26.340
13	1	2:22.088	42.969	41.002	58.117	124.4	34:48.428
14	1	2:02.369	25.895	40.494	55.980	144.4	36:50.797
15	1	2:02.729	25.646	39.950	57.133	144.0	38:53.526

44 — LANCIA Beta Gr. V — GT2
1.David FERRER

Lap	D	Time	Sector 1	Sector 2	Sector 3	Kph	Elapsed
1	1	3:24.639	1:30.203	51.774	1:02.662	86.4	3:24.639
2	1	2:07.470	26.856	41.625	58.989	138.6	5:32.109
3	1	1:59.653	25.351	39.678	54.624	147.7	7:31.762
4	1	2:00.367	25.243	40.150	54.974	146.8	9:32.129
5	1	1:59.025	24.936	39.406	54.683	148.5	11:31.154
6	1	2:00.550	25.286	39.848	55.416	146.6	13:31.704
7	1	6:35.151 **B**	27.092	41.913	5:26.146	44.7	20:06.855
8	1	3:29.015 **B**	52.306	42.546	1:54.163	84.6	23:35.870
9	1	2:22.945	46.720	40.457	55.768	123.6	25:58.815
10	1	1:59.503	25.221	40.332	53.950	147.9	27:58.318
11	1	1:58.118	24.639	39.594	53.885	149.6	29:56.436
12	1	8:17.302 **B**	25.359	41.434	7:10.509	35.5	38:13.738

46 — FERRARI 512 BBLM — GT2
1.Christian BOURIEZ

Lap	D	Time	Sector 1	Sector 2	Sector 3	Kph	Elapsed
1	1	3:30.223	1:34.675	49.398	1:06.150	84.1	3:30.223
2	1	2:06.017	27.253	41.197	57.567	140.2	5:36.240
3	1	2:01.075	25.499	39.492	56.084	146.0	7:37.315
4	1	1:58.182	24.805	38.654	54.723	149.5	9:35.497
5	1	1:56.751	24.588	38.364	53.799	151.4	11:32.248
6	1	1:59.754	25.151	39.295	55.308	147.6	13:32.002
7	1	1:58.036	25.553	38.762	53.721	149.7	15:30.038
8	1	2:00.419	25.127	40.287	55.005	146.8	17:30.457
9	1	1:59.264	24.693	38.440	56.131	148.2	19:29.721
10	1	1:58.927	26.495	38.713	53.719	148.6	21:28.648
11	1	4:30.511 **B**	24.300	40.387	3:25.824	65.3	25:59.159
12	1	2:27.576	47.982	42.943	56.651	119.8	28:26.735
13	1	1:58.000	25.189	38.890	53.921	149.8	30:24.735
14	1	1:57.238	24.570	38.217	54.451	150.7	32:21.973

50 — LOLA T286 — PROTO 2
1.Dominique GUENAT

Lap	D	Time	Sector 1	Sector 2	Sector 3	Kph	Elapsed
1	1	2:45.947	55.106	49.853	1:00.988	106.5	2:45.947
2	1	1:58.715	27.627	39.471	51.617	148.9	4:44.662
3	1	1:51.308	23.532	37.110	50.666	158.8	6:35.970
4	1	1:49.095	23.520	35.895	49.680	162.0	8:25.065
5	1	8:11.906 **B**	25.526	39.379	7:07.001	35.9	16:36.971
6	1	2:25.728	46.919	41.608	57.201	121.3	19:02.699
7	1	1:48.217	23.222	35.498	49.497	163.3	20:50.916
8	1	1:47.930	22.868	35.245	49.817	163.7	22:38.846
9	1	13:58.840 **B**	25.124	39.817	...	21.1	36:37.686
10	1	2:30.684	49.744	43.294	57.646	117.3	39:08.370
11	1	1:51.037	23.441	36.603	50.993	159.2	40:59.407
12	1	1:48.633	23.281	35.629	49.723	162.7	42:48.040

51 — LOLA T290 BDG — PROTO 2
1.Gianluca RATTAZZI
2.Emanuele PIRRO

Lap	D	Time	Sector 1	Sector 2	Sector 3	Kph	Elapsed
1	1	2:38.852	56.536	45.898	56.418	111.3	2:38.852
2	1	1:54.503	24.270	37.655	52.578	154.3	4:33.355
3	1	1:53.211	23.721	37.177	52.313	156.1	6:26.566
4	1	1:52.555	24.001	36.976	51.578	157.0	8:19.121
5	1	1:53.343	23.889	36.866	52.588	155.9	10:12.464
6	1	6:42.254 **B**	25.216	38.837	5:38.201	43.9	16:54.718
7	1	2:33.138	44.427	47.127	1:01.584	115.4	19:27.856
8	1	2:16.039	32.430	44.287	59.322	129.9	21:43.895
9	1	2:15.104	29.072	44.141	1:01.891	130.8	23:58.999
10	1	2:14.495	30.201	44.027	1:00.267	131.4	26:13.494
11	1	2:12.166	29.345	43.620	59.201	133.7	28:25.660
12	1	2:12.171	28.380	44.232	59.559	133.7	30:37.831
13	1	2:10.830	28.483	43.264	59.083	135.1	32:48.661
14	1	2:11.083	28.561	43.860	58.662	134.8	34:59.744
15	1	2:10.165	28.981	42.527	58.657	135.8	37:09.909
16	1	2:07.842	27.242	42.715	57.885	138.2	39:17.751
17	1	2:10.476	28.184	42.337	59.955	135.4	41:28.227
18	1	2:09.157	27.828	43.422	57.907	136.8	43:37.384
19	1	2:07.230	26.762	41.974	58.494	138.9	45:44.614

52 — TOJ SC 304 — PROTO 2
1.Yves SCEMAMA

Lap	D	Time	Sector 1	Sector 2	Sector 3	Kph	Elapsed
1	1	2:44.979	56.099	47.524	1:01.356	107.1	2:44.979
2	1	1:56.238	27.438	37.703	51.097	152.0	4:41.217
3	1	1:58.758	24.873	38.352	55.533	148.8	6:39.975
4	1	1:47.475	22.985	35.222	49.268	164.4	8:27.450
5	1	6:15.740 **B**	26.008	38.416	5:11.316	47.0	14:43.190
6	1	5:26.182 **B**	43.888	38.124	4:04.170	54.2	20:09.372
7	1	2:19.099	49.541	37.869	51.689	127.0	22:28.471
8	1	3:51.104 **B**	22.887	36.441	2:51.776	76.5	26:19.575
9	1	2:14.279	46.147	37.101	51.031	131.6	28:33.854
10	1	1:50.490	23.004	37.863	49.623	159.9	30:24.344
11	1	1:47.230	22.915	35.378	48.937	164.8	32:11.574
12	1	1:50.195	23.169	36.648	50.378	160.4	34:01.769
13	1	1:48.961	23.027	35.877	50.057	162.2	35:50.730
14	1	1:47.869	23.209	35.797	48.863	163.8	37:38.599
15	1	1:46.807	22.767	35.005	49.035	165.5	39:25.406

53 — PORSCHE 934 — GT2
1.Maurizio FRATTI
2.Andrea CABIANCA

Lap	D	Time	Sector 1	Sector 2	Sector 3	Kph	Elapsed
1	1	2:52.006	1:03.967	45.695	1:02.344	102.7	2:52.006
2	1	2:11.579	27.552	45.844	58.183	134.3	5:03.585
3	1	2:05.055	26.050	40.446	58.559	141.3	7:08.640
4	1	2:08.636	28.745	40.911	58.980	137.4	9:17.276

EFG
MOTUL
ZENITH

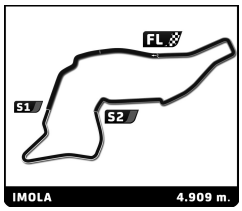

CLASSIC ENDURANCE RACING 2

IMOLA CLASSIC

QUALIFYING

Analysis

Personal Best | Session Best | **B** Crossing the finish line in pit lane

59 — 1.Beat EGGIMANN — CHEETAH G 601 BDG — PROTO 2

Lap	D	Time	Sector 1	Sector 2	Sector 3	Kph	Elapsed
1	1	2:16.621	34.388	44.384	57.849	129.4	2:16.621
2	1	1:56.497	24.403	38.731	53.363	151.7	4:13.118
3	1	1:55.534	24.587	38.570	52.377	153.0	6:08.652
4	1	1:54.378	24.773	37.761	51.844	154.5	8:03.030
5	1	1:55.617	24.498	37.797	53.322	152.9	9:58.647
6	1	1:53.991	24.384	37.546	52.061	155.0	11:52.638
7	1	1:52.959	23.953	37.145	51.861	156.4	13:45.597
8	1	1:54.705	23.932	37.366	53.407	154.1	15:40.302
9	1	1:55.337	23.740	38.241	53.356	153.2	17:35.639
10	1	3:46.934 **B**	24.809	38.353	2:43.772	77.9	21:22.573
11	1	2:08.968	39.194	37.979	51.795	137.0	23:31.541
12	1	1:52.685	23.632	37.215	51.838	156.8	25:24.226
13	1	1:51.005	23.393	36.772	50.840	159.2	27:15.231
14	1	1:51.377	23.524	36.919	50.934	158.7	29:06.608
15	1	4:39.085 **B**	25.592	40.986	3:32.507	63.3	33:45.693
16	1	2:07.988	39.058	37.871	51.059	138.1	35:53.681
17	1	1:55.548	24.211	36.820	54.517	152.9	37:49.229

60 — 1.Peter MUELDER, 2.Patrick SIMON — BMW M1 Procar — GT2

Lap	D	Time	Sector 1	Sector 2	Sector 3	Kph	Elapsed
1	1	2:49.515	1:02.054	46.134	1:01.327	104.3	2:49.515
2	1	2:03.192	25.869	39.493	57.830	143.5	4:52.707
3	1	1:56.223	24.843	38.228	53.152	152.1	6:48.930
4	1	5:40.790 **B**	29.416	43.711	4:27.663	51.9	12:29.720
5	1	2:39.601	52.315	45.239	1:02.047	110.7	15:09.321
6	1	2:11.529	29.501	43.115	58.913	134.4	17:20.850
7	1	2:09.304	27.583	42.587	59.134	136.7	19:30.154
8	1	2:08.856	28.125	42.739	57.992	137.1	21:39.010
9	1	2:05.106	26.538	41.321	57.247	141.3	23:44.116
10	1	2:04.653	26.200	41.690	56.763	141.8	25:48.769
11	1	2:03.838	26.325	40.821	56.692	142.7	27:52.607
12	1	2:06.071	25.972	43.010	57.089	140.2	29:58.678
13	1	2:03.667	26.220	40.735	56.712	142.9	32:02.345
14	1	2:03.512	26.157	40.748	56.607	143.1	34:05.857
15	1	2:02.157	25.506	40.902	55.749	144.7	36:08.014

65 — 1.Franco MEINERS — LANCIA Beta Gr. V — GT2

Lap	D	Time	Sector 1	Sector 2	Sector 3	Kph	Elapsed
1	1	3:35.429	1:24.513	56.867	1:14.049	82.0	3:35.429
2	1	4:36.090 **B**	35.206	50.705	3:10.179	64.0	8:11.519
3	1	2:36.936	47.188	47.623	1:02.125	112.6	10:48.455
4	1	8:55.694 **B**	27.270	45.537	7:42.887	33.0	19:44.149
5	1	2:31.826	48.497	44.910	58.419	116.4	22:15.975
6	1	2:06.591	26.361	41.374	58.856	139.6	24:22.566
7	1	2:08.000	26.132	41.468	1:00.400	138.1	26:30.566
8	1	2:06.380	27.535	41.719	57.126	139.8	28:36.946
9	1	2:03.723	25.741	40.698	57.284	142.8	30:40.669

69 — 1. MR JOHN OF B — FERRARI 512 BBLM — GT2

Lap	D	Time	Sector 1	Sector 2	Sector 3	Kph	Elapsed
1	1	3:09.397	1:18.656	46.961	1:03.780	93.3	3:09.397
2	1	2:03.636	26.331	41.899	55.406	142.9	5:13.033
3	1	1:57.807	24.668	39.236	53.903	150.0	7:10.840
4	1	1:59.438	25.844	39.156	54.438	148.0	9:10.278
5	1	4:43.026 **B**	25.815	41.566	3:35.645	62.4	13:53.304
6	1	2:23.488	50.188	39.243	54.057	123.2	16:16.792
7	1	1:57.170	24.070	39.116	53.984	150.8	18:13.962
8	1	1:56.788	24.612	38.502	53.674	151.3	20:10.750
9	1	1:58.574	24.993	39.994	53.587	149.0	22:09.324
10	1	1:55.672	24.073	38.507	53.092	152.8	24:04.996
11	1	1:56.037	24.102	38.645	53.290	152.3	26:01.033
12	1	1:55.536	24.151	38.775	52.610	153.0	27:56.569
13	1	1:56.099	23.880	38.835	53.384	152.2	29:52.668
14	1	5:09.172 **B**	27.667	44.778	3:56.727	57.2	35:01.840

73 — 1.Richard PIPER — MARCH 75 S — PROTO 2

Lap	D	Time	Sector 1	Sector 2	Sector 3	Kph	Elapsed
1	1	2:54.491	1:14.471	43.457	56.563	101.3	2:54.491
2	1	1:58.955	26.081	39.166	53.708	148.6	4:53.446
3	1	1:55.970	24.974	37.785	53.211	152.4	6:49.416
4	1	1:56.445	25.484	37.574	53.387	151.8	8:45.861
5	1	1:53.450	24.305	37.024	52.121	155.8	10:39.311
6	1	1:55.411	24.345	37.204	53.862	153.1	12:34.722
7	1	1:52.702	24.141	37.028	51.533	156.8	14:27.424
8	1	1:52.788	23.863	36.982	51.943	156.7	16:20.212
9	1	1:53.231	24.055	36.961	52.215	156.1	18:13.443
10	1	7:59.072 **B**	24.096	36.786	6:58.190	36.9	26:12.515
11	1	2:30.450	56.751	40.085	53.614	117.5	28:42.965
12	1	1:53.626	24.227	36.949	52.450	155.5	30:36.591
13	1	1:53.035	24.248	36.494	52.293	156.3	32:29.626
14	1	1:51.740	24.067	36.368	51.305	158.2	34:21.366

80 — 1.Christian TRABER — PORSCHE 935 — GT2

Lap	D	Time	Sector 1	Sector 2	Sector 3	Kph	Elapsed
1	1	2:50.181	1:00.541	46.588	1:03.052	103.8	2:50.181
2	1	2:07.405	27.819	42.575	57.011	138.7	4:57.586
3	1	2:02.452	25.775	42.502	54.175	144.3	7:00.038
4	1	1:57.834	25.076	39.010	53.748	150.0	8:57.872
5	1	3:41.966 **B**	26.266	40.586	2:35.114	79.6	12:39.838
6	1	2:18.359	43.498	41.222	53.639	127.7	14:58.197
7	1	1:54.695	24.137	38.011	52.547	154.1	16:52.892
8	1	8:32.682 **B**	26.293	42.012	7:24.377	34.5	25:25.574
9	1	2:19.290	45.598	39.222	54.470	126.9	27:44.864
10	1	1:52.622	23.910	37.488	51.224	156.9	29:37.486
11	1	1:52.378	23.611	37.043	51.724	157.3	31:29.864
12	1	1:53.234	23.508	37.418	52.308	156.1	33:23.098

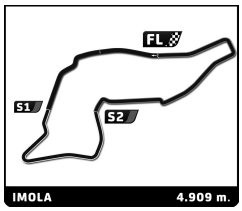

CLASSIC ENDURANCE RACING 2

IMOLA CLASSIC

QUALIFYING

Analysis

Personal Best | Session Best | **B** Crossing the finish line in pit lane

85 — 1.Tony SINCLAIR — LOLA T292 BDG — PROTO 2

Lap	D	Time	Sector 1	Sector 2	Sector 3	Kph	Elapsed
1	1	2:14.790	40.403	41.109	53.278	131.1	2:14.790
2	1	1:52.829	24.007	37.107	51.715	156.6	4:07.619
3	1	1:52.969	23.821	36.646	52.502	156.4	6:00.588
4	1	1:52.133	23.708	36.703	51.722	157.6	7:52.721
5	1	11:58.525 **B**	24.624	42.459	...	24.6	19:51.246
13	1	2:07.023	23.816	41.361	1:01.846	139.1	35:30.121
14	1	1:52.759	23.850	37.510	51.399	156.7	37:22.880
15	1	1:52.440	23.764	36.844	51.832	157.2	39:15.320
16	1	1:52.381	23.539	37.198	51.644	157.3	41:07.701

87 — 1.Steven READ, 2.Giovanni LAVAGGI — FERRARI 312 PB — PROTO 2

Lap	D	Time	Sector 1	Sector 2	Sector 3	Kph	Elapsed
1	1	2:44.406	53.220	48.954	1:02.232	107.5	2:44.406
2	1	1:55.928	27.388	37.662	50.878	152.4	4:40.334
3	1	1:52.073	25.575	36.385	50.113	157.7	6:32.407
4	1	1:50.225	23.609	36.306	50.310	160.3	8:22.632
5	1	1:50.275	23.607	36.521	50.147	160.3	10:12.907
6	1	1:51.713	23.255	36.926	51.532	158.2	12:04.620
7	1	5:36.039 **B**	24.853	37.167	4:34.019	52.6	17:40.659
8	1	2:24.923	43.758	43.129	58.036	121.9	20:05.582
9	1	2:04.974	27.001	40.375	57.598	141.4	22:10.556
10	1	2:06.868	26.344	40.108	1:00.416	139.3	24:17.424
11	1	2:03.715	27.330	40.295	56.090	142.8	26:21.139
12	1	2:03.433	27.477	40.765	55.191	143.2	28:24.572
13	1	2:04.984	26.905	44.000	54.079	141.4	30:29.556
14	1	2:02.516	25.922	39.851	56.743	144.2	32:32.072
15	1	2:00.416	26.227	39.746	54.443	146.8	34:32.488
16	1	3:49.192 **B**	27.347	39.216	2:42.629	77.1	38:21.680
17	1	2:17.412	47.423	38.496	51.493	128.6	40:39.092
18	1	1:49.181	23.496	35.867	49.818	161.9	42:28.273
19	1	1:48.510	23.019	35.658	49.833	162.9	44:16.783
20	1	1:47.955	23.145	35.358	49.452	163.7	46:04.738

96 — 1.Doug HART — MARCH 75 S — PROTO 2

Lap	D	Time	Sector 1	Sector 2	Sector 3	Kph	Elapsed
1	1	2:27.935	43.292	44.589	1:00.054	119.5	2:27.935
2	1	2:09.941	27.891	42.268	59.782	136.0	4:37.876
3	1	4:28.761 **B**	28.772	42.237	3:17.752	65.8	9:06.637
4	1	2:14.358	42.911	38.427	53.020	131.5	11:20.995
5	1	1:52.744	24.041	36.935	51.768	156.7	13:13.739
6	1	1:52.393	23.555	36.588	52.250	157.2	15:06.132
7	1	1:51.737	24.124	36.289	51.324	158.2	16:57.869
8	1	1:52.825	23.741	37.029	52.055	156.6	18:50.694
9	1	1:51.576	23.710	36.314	51.552	158.4	20:42.270
10	1	1:58.284	23.661	36.318	58.305	149.4	22:40.554
11	1	1:51.739	23.990	36.744	51.005	158.2	24:32.293
12	1	4:32.713 **B**	24.887	38.053	3:29.773	64.8	29:05.006
13	1	2:21.559	44.505	42.692	54.362	124.8	31:26.565
14	1	5:02.386 **B**	24.582	40.502	3:57.302	58.4	36:28.951

110 — 1.Urs BECK — PORSCHE 935 K3 — GT2

Lap	D	Time	Sector 1	Sector 2	Sector 3	Kph	Elapsed
1	1	2:28.543	40.198	50.886	57.459	119.0	2:28.543
2	1	1:57.797	25.662	38.785	53.350	150.0	4:26.340
3	1	1:55.717	24.549	38.209	52.959	152.7	6:22.057
4	1	1:54.674	24.023	38.099	52.552	154.1	8:16.731
5	1	1:54.388	24.026	38.067	52.295	154.5	10:11.119
6	1	1:53.019	23.953	37.619	51.447	156.4	12:04.138
7	1	4:43.913 **B**	26.253	42.101	3:35.559	62.2	16:48.051
8	1	2:18.055	42.614	41.066	54.375	128.0	19:06.106
9	1	1:54.376	24.307	38.300	51.769	154.5	21:00.482
10	1	1:51.858	23.553	36.962	51.343	158.0	22:52.340
11	1	1:51.232	23.323	36.745	51.164	158.9	24:43.572
12	1	1:52.352	23.532	37.261	51.559	157.3	26:35.924
13	1	4:14.331 **B**	27.765	45.006	3:01.560	69.5	30:50.255

115 — 1.Pietro SILVA — LOLA T298 BMW — PROTO 2

Lap	D	Time	Sector 1	Sector 2	Sector 3	Kph	Elapsed
1	1	2:54.236	1:13.424	43.835	56.977	101.4	2:54.236
2	1	2:01.061	25.567	39.134	56.360	146.0	4:55.297
3	1	1:58.022	25.248	38.619	54.155	149.7	6:53.319
4	1	1:59.580	25.193	39.313	55.074	147.8	8:52.899
5	1	1:58.814	25.540	38.926	54.348	148.7	10:51.713

136 — 1.Michel BAUDOIN — LOLA T290 — PROTO 2

Lap	D	Time	Sector 1	Sector 2	Sector 3	Kph	Elapsed
1	1	4:07.781	2:16.158	47.710	1:03.913	71.3	4:07.781
2	1	2:09.812	28.588	42.603	58.621	136.1	6:17.593
3	1	2:06.096	26.787	41.518	57.791	140.2	8:23.689
4	1	2:06.345	27.105	41.974	57.266	139.9	10:30.034
5	1	2:07.041	27.443	41.401	58.197	139.1	12:37.075
6	1	2:05.279	26.593	40.537	58.149	141.1	14:42.354
7	1	2:06.170	27.046	40.756	58.368	140.1	16:48.524
8	1	7:39.976 **B**	27.669	42.183	6:30.124	38.4	24:28.500
9	1	2:21.583	41.974	41.866	57.743	124.8	26:50.083
10	1	2:07.365	27.235	41.337	58.793	138.8	28:57.448
11	1	2:07.192	28.958	40.927	57.307	138.9	31:04.640
12	1	2:09.681	27.692	41.572	1:00.417	136.3	33:14.321
13	1	2:05.950	27.586	41.191	57.173	140.3	35:20.271
14	1	2:03.376	26.026	40.561	56.789	143.2	37:23.647
15	1	2:02.631	25.971	39.894	56.766	144.1	39:26.278
16	1	2:03.050	26.268	40.213	56.569	143.6	41:29.328
17	1	2:04.527	27.235	40.203	57.089	141.9	43:33.855
18	1	2:05.271	27.057	40.104	58.110	141.1	45:39.126