LE MANS CLASSIC 8-9-10 JUILLET 2016

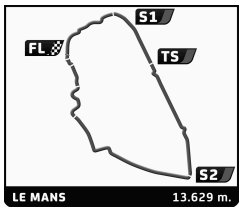

PLATEAU 6 - GRID 6

LE MANS CLASSIC 2016

RACE 1

Sector Analysis

Personal Best | Session Best | B Crossing the finish line in pit lane

1 — INALTERA - 1976 — TSRC35
1.Henri PESCAROLO
2.Julien BELTOISE

Lap	D	Time	Sector 1	Sector 2	Sector 3	T. Spd	Elapsed
1	1	4:53.014	1:00.518	1:43.997	2:08.499	226.2	4:53.014
2	1	4:24.320	42.450	1:37.114	2:04.756	256.5	9:17.334
3	1	4:21.544	41.991	1:36.654	2:02.899	256.5	13:38.878
4	1	4:20.359	41.788	1:37.236	2:01.335	276.6	17:59.237
5	1	4:29.470 B	41.967	1:37.112	2:10.391	262.6	22:28.707
6	1	7:25.965	3:08.648	1:51.372	2:25.945	206.2	29:54.672
7	1	4:50.890	46.964	1:48.979	2:14.947	180.0	34:45.562
8	1	5:03.622	46.165	1:46.807	2:30.650	191.7	39:49.184

2 — BMW M1 Procar - 1979 — GTS37
1.Christian TRABER
2. PETER

Lap	D	Time	Sector 1	Sector 2	Sector 3	T. Spd	Elapsed
1	1	4:51.791	57.822	1:45.001	2:08.968	231.5	4:51.791
2	1	4:34.363	43.280	1:43.135	2:07.948	233.5	9:26.154
3	1	4:34.772	43.341	1:42.878	2:08.553	236.0	14:00.926
4	1	4:35.971	42.968	1:44.754	2:08.249	224.8	18:36.897
5	1	4:43.157 B	43.168	1:44.257	2:15.732	243.9	23:20.054
6	1	6:07.779	2:14.734	1:44.706	2:08.339	248.9	29:27.833
7	1	4:39.179					34:07.012
8	1	4:36.667					38:43.679

3 — BMW M1 Procar - 1979 — GTS37
1.Michael HINDERER
2.Peter HINDERER

Lap	D	Time	Sector 1	Sector 2	Sector 3	T. Spd	Elapsed
1	1	5:33.620 B	1:05.355	1:51.653	2:36.612	196.5	5:33.620
2	1	6:11.622	1:49.527	1:54.254	2:27.841	196.9	11:45.242
3	1	5:07.864	49.419	1:55.212	2:23.233	179.1	16:53.106
4	1	5:04.317	48.430	1:49.940	2:25.947	228.6	21:57.423
5	1	5:09.942 B	48.416	1:49.642	2:31.884	213.8	27:07.365
6	1	7:29.208 B	2:46.614	2:02.663	2:39.931	180.6	34:36.573
7	1	6:25.948	1:53.854	1:59.761	2:32.333	198.7	41:02.521

4 — FERRARI 512 BB LM - 1980 — TSRC42
1.Remo LIPS
2.Arnold MEIER

Lap	D	Time	Sector 1	Sector 2	Sector 3	T. Spd	Elapsed
1	1	4:59.732	1:03.096	1:43.280	2:13.356	251.8	4:59.732
2	1	4:43.449	45.651	1:45.317	2:12.481	269.1	9:43.181
3	1	4:41.531	45.495	1:44.113	2:11.923	268.5	14:24.712
4	1	4:45.170	45.674	1:46.860	2:12.636	241.2	19:09.882
5	1	4:43.605	45.522	1:44.225	2:13.858	252.9	23:53.487
6	1	4:58.817 B	45.658	1:48.476	2:24.683	236.0	28:52.304
7	1	6:12.318	2:13.612	1:44.037	2:14.669	244.4	35:04.622
8	1	4:41.253	45.440	1:43.456	2:12.357	263.9	39:45.875

7 — LIGIER JS 2 - 1973 — TSRC29
1.Pierre NICOLET
2.Guy LACROIX

Lap	D	Time	Sector 1	Sector 2	Sector 3	T. Spd	Elapsed
1	1	5:54.363	1:21.178	2:03.268	2:29.917	184.6	5:54.363
2	1	5:27.094	51.981	2:02.937	2:32.176	203.1	11:21.457
3	1	5:19.618	49.397	2:01.203	2:29.018	210.9	16:41.075
4	1	5:30.209 B	49.789	2:00.036	2:40.384	211.7	22:11.284
5	1	8:02.449	3:32.884	2:03.244	2:26.321	208.5	30:13.733
6	1	5:11.182	48.411	1:58.319	2:24.452	210.5	35:24.915
7	1	5:10.809	49.248	1:58.175	2:23.386	210.9	40:35.724

9 — RENAULT ALPINE A443 - 1978 — TSRC41
1.Jean RAGNOTTI
2.Alain SERPAGGI

Lap	D	Time	Sector 1	Sector 2	Sector 3	T. Spd	Elapsed
1	1	5:07.435	1:00.633	1:49.785	2:17.017	205.8	5:07.435
2	1	4:57.489	46.958	1:49.884	2:20.647	199.7	10:04.924
3	1	4:50.783	46.280	1:47.137	2:17.366	201.2	14:55.707
4	1	4:59.092	47.825	1:47.994	2:23.273	193.7	19:54.799
5	1	4:56.186	48.605	1:49.767	2:17.814	188.7	24:50.985
6	1	5:20.894 B	49.659	1:49.613	2:41.622	224.8	30:11.879
7	1	7:11.563	3:11.779	1:44.937	2:14.847	204.6	37:23.442

10 — LANCIA Beta Gr. V - TSRC40
1.Franco MEINERS
2.Alessandro CAFFI

Lap	D	Time	Sector 1	Sector 2	Sector 3	T. Spd	Elapsed
1	1	4:49.814	58.772	1:43.232	2:07.810	238.6	4:49.814
2	1	4:32.549	43.410	1:43.012	2:06.127	262.6	9:22.363
3	1	4:34.418	43.870	1:43.558	2:06.990	258.3	13:56.781
4	1	4:34.634	44.004	1:43.251	2:07.379	258.3	18:31.415
5	1	4:43.923 B	43.633	1:43.068	2:17.222	266.5	23:15.338
6	1	6:10.684	2:20.435	1:43.094	2:07.155	273.8	29:26.022
7	1	4:41.656	43.813	1:45.158	2:12.685	269.1	34:07.678
8	1	4:36.387	44.094	1:43.925	2:08.368	238.6	38:44.065

11 — LOLA T280 DFV - TSRC29
1.Franco MEINERS
2.Alessandro CAFFI

Lap	D	Time	Sector 1	Sector 2	Sector 3	T. Spd	Elapsed
1	1	5:26.774	1:26.300	1:45.863	2:14.611	193.0	5:26.774
2	1	4:31.536			2:05.890		9:58.310
3	1	4:26.792	43.402	1:38.340	2:05.050		14:25.102
4	1	4:32.618 B			2:11.499		18:57.720
5	1	5:53.286	2:09.352	1:37.001	2:06.933		24:51.006
6	1	4:30.679			2:09.333		29:21.685
7	1	4:24.040			2:01.715		33:45.725
8	1	4:20.210			2:03.740		38:05.935

12 — CHEVRON B31 BDG - 1975 — TSRC34
1.Ludovic CARON

Lap	D	Time	Sector 1	Sector 2	Sector 3	T. Spd	Elapsed
1	1	4:38.040	50.923	1:42.834	2:04.283		4:38.040
2	1	4:29.602	41.664	1:42.140	2:05.798		9:07.642
3	1	4:25.483	41.171	1:41.306	2:03.006		13:33.125
4	1	4:25.278			2:03.750		17:58.403
5	1	4:36.206 B			2:12.125		22:34.609
6	1	6:01.815	2:07.099	1:44.809	2:09.907		28:36.424
7	1	4:27.370	41.787	1:41.328	2:04.255		33:03.794
8	1	4:27.697	40.788	1:43.071	2:03.838		37:31.491

14 — PORSCHE 911 RSR 3L - 1974 — GTS27
1.Santiago ORJUELA
2.Juan Pablo ORJUELA

Lap	D	Time	Sector 1	Sector 2	Sector 3	T. Spd	Elapsed
1	1	5:24.051	1:07.488	1:55.122	2:21.441	219.8	5:24.051
2	1	4:53.892	46.044	1:51.232	2:16.616	257.1	10:17.943
3	1	4:53.308	45.954	1:50.478	2:16.876	236.0	15:11.251
4	1	5:05.255 B	46.573	1:50.140	2:28.542	246.1	20:16.506
5	1	6:44.218	2:31.119	1:54.430	2:18.669	239.6	27:00.724
6	1	4:52.982	47.675	1:51.148	2:14.159	228.1	31:53.706
7	1	4:55.421	46.322	1:52.738	2:16.361	248.3	36:49.127

RICHARD MILLE EFG Sarthe J.D Classics MOTUL Clear Channel ALAIN FIGARET Le Point ARTCURIAL Motorcars JAGUAR Ford PORSCHE NOSTALGIE

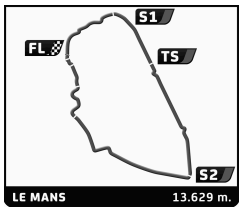

PLATEAU 6 - GRID 6

LE MANS CLASSIC 2016

RACE 1

Sector Analysis

Personal Best | Session Best | B Crossing the finish line in pit lane

16 — BMW 3.0 CSL - 1973 — TC25

1.Heribert WERGINZ
2.Heinz JANITS
3.Ulrich ANDREE
4.Johannes HUBER

Lap	D	Time	Sector 1	Sector 2	Sector 3	T. Spd	Elapsed
1	1	6:28.215	1:25.969	2:21.917	2:40.329	164.5	6:28.215
2	1	5:38.581	52.316	2:13.346	2:32.919	172.6	12:06.796
3	1	5:56.504 B	51.998	2:11.213	2:53.293	174.8	18:03.300
4	1	8:28.086	3:36.083	2:10.021	2:41.982	193.4	26:31.386
5	1	5:47.053 B	50.326	2:06.776	2:49.951	196.9	32:18.439
6	1	6:16.911 B	1:17.014	2:14.120	2:45.777	170.7	38:35.350

17 — PORSCHE 911 RS 3L - 1974 — GTS27

1.Charles RUPP
2.Philippe PEAUGER

Lap	D	Time	Sector 1	Sector 2	Sector 3	T. Spd	Elapsed
1	1	5:36.038	1:14.011	1:55.432	2:26.595	207.7	5:36.038
2	1	5:07.036	48.357	1:54.977	2:23.702	221.6	10:43.074
3	1	5:08.763	48.381	1:54.892	2:25.490	198.3	15:51.837
4	1	5:13.352 B	47.488	1:52.398	2:33.466	220.7	21:05.189
5	1	7:00.531	2:26.095	1:59.094	2:35.342	219.8	28:05.720
6	1	5:20.217	50.670	1:58.115	2:31.432	212.2	33:25.937
7	1	5:21.507	50.814	1:58.558	2:32.135	230.0	38:47.444

18 — FERRARI 512 BB LM - 1979 — TSRC42

1.Luigi LUCCHINI
2.Christian PESCATORI

Lap	D	Time	Sector 1	Sector 2	Sector 3	T. Spd	Elapsed
1	1	4:50.567	56.341	1:43.716	2:10.510	207.7	4:50.567
2	1	4:34.614	43.850	1:43.143	2:07.621	229.1	9:25.181

19 — FERRARI 512 BB LM - 1980 — TSRC42

1.Christian BOURIEZ

Lap	D	Time	Sector 1	Sector 2	Sector 3	T. Spd	Elapsed
1	1	5:07.707	1:06.120	1:51.267	2:10.320	198.7	5:07.707
2	1	4:34.377	44.886	1:41.621	2:07.870	243.9	9:42.084
3	1	4:33.975	44.431	1:41.469	2:08.075	255.9	14:16.059
4	1	4:45.845 B	43.703	1:43.619	2:18.523	228.1	19:01.904
5	1	6:10.309	2:17.173	1:43.397	2:09.739	246.6	25:12.213
6	1	4:41.628	44.171	1:43.998	2:13.459	262.0	29:53.841
7	1	4:40.643	44.871	1:44.801	2:10.971	211.3	34:34.484
8	1	4:37.084	44.028	1:42.813	2:10.243	240.1	39:11.568

20 — PORSCHE 911 RS 3L - 1974 — GTS27

1.Christophe VAN RIET
2.Kristoffer CARTENIAN

Lap	D	Time	Sector 1	Sector 2	Sector 3	T. Spd	Elapsed
1	1	5:22.754	1:09.788	1:52.357	2:20.609	197.9	5:22.754
2	1	4:53.956	45.924	1:49.913	2:18.119	251.2	10:16.710
3	1	4:55.013	46.356	1:51.656	2:17.001	213.8	15:11.723
4	1	5:02.007 B	46.349	1:49.333	2:26.325	248.3	20:13.730
5	1	6:39.165	2:22.743	1:54.438	2:21.984	230.5	26:52.895
6	1	5:04.545	48.654	1:54.244	2:21.647	215.9	31:57.440
7	1	4:58.470	46.969	1:52.469	2:19.032	207.7	36:55.910

21 — FERRARI 512 BB LM - 1980 — TSRC42

1.Alexander RITTWEGER
2.Sam HANCOCK

Lap	D	Time	Sector 1	Sector 2	Sector 3	T. Spd	Elapsed
1	1	5:04.393	57.700	1:49.453	2:17.240	194.1	5:04.393
2	1	4:54.218	47.056	1:47.914	2:19.248	216.8	9:58.611
3	1	4:56.383	49.464	1:47.097	2:19.822	235.5	14:54.994
4	1	5:02.086 B	47.084	1:48.584	2:26.418	184.2	19:57.080
5	1	6:24.959	2:24.635	1:47.921	2:12.403	208.5	26:22.039
6	1	4:43.862	46.649	1:43.757	2:13.456	227.6	31:05.901
7	1	4:42.903	46.482	1:46.204	2:10.217	235.5	35:48.804
8	1	4:48.879	46.396	1:49.221	2:13.262	269.8	40:37.683

22 — LOLA T292 BDG - 1973 — TSRC28

1.Ian SIMMONDS
2.James CLARIDGE

Lap	D	Time	Sector 1	Sector 2	Sector 3	T. Spd	Elapsed
1	1	5:18.787	1:06.900	1:53.110	2:18.777	198.7	5:18.787
2	1	4:46.961	45.204	1:47.762	2:13.995	228.1	10:05.748
3	1	4:50.087	46.103	1:49.000	2:14.984	197.9	14:55.835
4	1	4:52.385	46.654	1:48.551	2:17.180	196.5	19:48.220

23 — ASTON MARTIN DBS V8 - 1969 — TSRC42

1.Paul CHASE-GARDENER
2.David ALLEN

Lap	D	Time	Sector 1	Sector 2	Sector 3	T. Spd	Elapsed
1	1	5:55.188	1:20.591	2:01.949	2:32.648	196.5	5:55.188
2	1	5:23.101	51.995	1:58.936	2:32.170	201.2	11:18.289
3	1	5:31.354 B	50.704	1:58.299	2:42.351	203.8	16:49.643
4	1	7:20.443	2:40.117	2:06.200	2:34.126	181.2	24:10.086
5	1	5:36.713	52.047	2:02.697	2:41.969	189.4	29:46.799
6	1	5:25.317	50.913	2:00.231	2:34.173	194.8	35:12.116
7	1	5:14.468	49.635	1:57.057	2:27.776	203.1	40:26.584

24 — PORSCHE 930 Turbo - 1975 — GTS37

1.Jean-François PIQUET
2.Alain TRINIANE

Lap	D	Time	Sector 1	Sector 2	Sector 3	T. Spd	Elapsed
1	1	6:18.844	1:30.591	2:05.641	2:42.612	208.1	6:18.844
2	1	5:42.945	53.419	2:04.456	2:45.070	195.5	12:01.789
3	1	5:41.970	54.772	2:05.026	2:42.172	180.9	17:43.759
4	1	5:56.669 B	57.284	2:04.726	2:54.659	203.5	23:40.428
5	1	7:43.866	2:51.665	2:05.757	2:46.444	192.0	31:24.294
6	1	5:40.482	53.692	2:02.431	2:44.359	205.8	37:04.776

25 — TOJ SC 304 - 1976 — TSRC35

1.Yves SCEMAMA

Lap	D	Time	Sector 1	Sector 2	Sector 3	T. Spd	Elapsed
1	1	4:27.364	47.054	1:37.318	2:02.992	252.3	4:27.364
2	1	4:18.515	41.252	1:37.331	1:59.932	246.1	8:45.879
3	1	4:13.764	40.589	1:35.229	1:57.946	253.5	12:59.643
4	1	4:16.510	41.415	1:34.680	2:00.415	218.1	17:16.153
5	1	4:24.428 B	39.649	1:36.068	2:08.711	251.8	21:40.581
6	1	5:33.728	1:58.239	1:35.968	1:59.521	240.7	27:14.309
7	1	4:14.165	39.931	1:36.664	1:57.570	241.7	31:28.474
8	1	4:23.799	43.191	1:35.812	2:04.796	254.1	35:52.273

26 — CHEVRON B36 BMW - 1976 — TSRC40

1.Lucien ROSSIAUD
2.Claude LE JEAN

Lap	D	Time	Sector 1	Sector 2	Sector 3	T. Spd	Elapsed
1	1	5:35.839	1:12.616	1:55.601	2:27.622	214.2	5:35.839
2	1	5:08.758	47.507	1:55.667	2:25.584	205.0	10:44.597
3	1	5:06.577	47.392	1:53.756	2:25.429	192.7	15:51.174
4	1	5:10.912 B	46.450	1:53.676	2:30.786	210.1	21:02.086
5	1	7:11.049	2:44.597	1:55.095	2:31.357	241.2	28:13.135
6	1	5:05.734	49.884	1:52.181	2:23.669	246.1	33:18.869
7	1	5:02.649	47.627	1:51.331	2:23.691	248.9	38:21.518

29 — LOLA T298 BMW - 1979 — TSRC40

1.Patrice LAFARGUE

Lap	D	Time	Sector 1	Sector 2	Sector 3	T. Spd	Elapsed
1	1	4:58.658 B	46.037	1:51.382	2:21.239	237.5	4:58.658

RICHARD MILLE EFG Sarthe J.D Classics MOTUL Clear Channel ALAIN FIGARET Le Point ARTCURIAL Motorcars JAGUAR Ford PORSCHE NOSTALGIE

LE MANS CLASSIC 8-9-10 JUILLET 2016

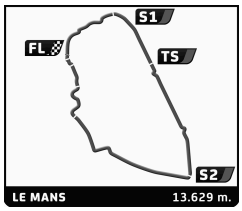

PLATEAU 6 - GRID 6

LE MANS CLASSIC 2016

RACE 1

Sector Analysis

Personal Best | Session Best | B Crossing the finish line in pit lane

30 — SAUBER C5 BMW - 1976 — TSRC34

1.Philippe SCEMAMA
2.Laurent FORT

Lap	D	Time	Sector 1	Sector 2	Sector 3	T. Spd	Elapsed
1	1	4:41.421	53.462	1:42.040	2:05.919	215.1	4:41.421
2	1	4:25.359	42.012	1:39.163	2:04.184	248.3	9:06.780
3	1	4:24.614	41.633	1:38.868	2:04.113	276.6	13:31.394
4	1	4:34.125 B	41.149	1:38.459	2:14.517	267.8	18:05.519
5	1	6:23.388	2:32.136	1:44.105	2:07.147	255.3	24:28.907
6	1	4:47.432	41.523	1:45.069	2:20.840	227.2	29:16.339
7	1	4:26.599	41.349	1:40.770	2:04.480	273.8	33:42.938
8	1	4:25.771	40.976	1:39.967	2:04.828	275.9	38:08.709

31 — CHEVRON B31 BDG - 1975 — TSRC34

1.Douglas TITFORD
2.Trevor REEVES

Lap	D	Time	Sector 1	Sector 2	Sector 3	T. Spd	Elapsed
1	1	4:48.746	53.712	1:47.705	2:07.329	163.1	4:48.746
2	1	4:27.861	41.409	1:41.589	2:04.863	258.3	9:16.607
3	1	4:29.621	42.228	1:43.303	2:04.090	241.2	13:46.228
4	1	4:40.531 B	41.422	1:42.769	2:16.340	244.4	18:26.759
5	1	7:38.037	3:07.573	1:58.973	2:31.491	172.1	26:04.796
6	1	5:16.319	49.390	1:54.724	2:32.205	177.9	31:21.115
7	1	5:12.876	48.224	1:58.846	2:25.806	134.9	36:33.991

32 — LOLA T292 BDG - 1973 — TSRC28

1.Tony SINCLAIR

Lap	D	Time	Sector 1	Sector 2	Sector 3	T. Spd	Elapsed
1	1	4:36.485	49.415	1:41.190	2:05.880	262.0	4:36.485
2	1	4:31.940	42.112	1:42.540	2:07.288	198.3	9:08.425
3	1	4:25.351	41.791	1:40.528	2:03.032	258.9	13:33.776
4	1	4:33.067 B	40.793	1:39.364	2:12.910	237.5	18:06.843
5	1	5:55.213	2:10.509	1:41.805	2:02.899	254.1	24:02.056
6	1	4:33.816	41.167	1:43.935	2:08.714	241.2	28:35.872
7	1	7:11.196 B	42.525	2:32.245	3:56.426	157.4	35:47.068

33 — LOLA T286 - 1976 — TSRC41

1.Dominique GUENAT

Lap	D	Time	Sector 1	Sector 2	Sector 3	T. Spd	Elapsed
1	1	4:27.515	44.654	1:38.800	2:04.061	250.0	4:27.515
2	1	4:17.806	41.440	1:36.365	2:00.001	262.0	8:45.321
3	1	4:16.293	40.679	1:36.624	1:58.990	264.6	13:01.614
4	1	4:18.314	40.657	1:35.994	2:01.663	248.9	17:19.928
5	1	4:27.230 B	40.679	1:35.661	2:10.890	278.0	21:47.158
6	1	5:07.197 B	1:12.113	1:37.044	2:18.040	274.5	26:54.355
7	1	5:48.420	2:11.638	1:36.523	2:00.259	271.8	32:42.775
8	1	4:19.385	41.145	1:37.402	2:00.838	232.0	37:02.160

34 — PORSCHE 911 RSR 3L - 1975 — GTS27

1.Alan TERPINS

Lap	D	Time	Sector 1	Sector 2	Sector 3	T. Spd	Elapsed
1	1	5:53.292	1:18.165	2:00.933	2:34.194	176.8	5:53.292
2	1	5:23.014	51.875	2:01.623	2:29.516	199.4	11:16.306
3	1	5:32.527 B	49.057	1:57.874	2:45.596	187.4	16:48.833
4	1	7:16.772	2:47.819	1:59.885	2:29.068	210.5	24:05.605
5	1	5:21.849	50.791	1:57.517	2:33.541	206.2	29:27.454
6	1	5:14.843	50.150	1:54.778	2:29.915	230.0	34:42.297
7	1	5:13.381	49.785	1:56.927	2:26.669	208.5	39:55.678

35 — MOYNET LM 75 - 1975 — TSRC28

1.Gérard PARGAMIN
2.Eric PINSEAU

Lap	D	Time	Sector 1	Sector 2	Sector 3	T. Spd	Elapsed
1	1	5:58.921	1:22.433	2:02.579	2:33.909	184.6	5:58.921
2	1	5:23.265	50.563	1:59.401	2:33.301	187.4	11:22.186
3	1	5:19.868	50.007	1:58.721	2:31.140	187.4	16:42.054
4	1	5:31.269 B	49.743	1:57.414	2:44.112	200.1	22:13.323
5	1	7:54.062	3:29.832	1:58.409	2:25.821	161.9	30:07.385
6	1	5:14.193	48.622	1:55.723	2:29.848		35:21.578
7	1	5:06.462	47.500	1:53.684	2:25.278	198.7	40:28.040

36 — PORSCHE 935 - 1978 — GTP37

1.Stephan MEYERS
2.Marc de SIEBENTHAL

Lap	D	Time	Sector 1	Sector 2	Sector 3	T. Spd	Elapsed
1	1	4:31.534	48.772	1:38.936	2:03.826	239.1	4:31.534
2	1	4:23.460	41.684	1:36.879	2:04.897	251.2	8:54.994
3	1	4:24.555	41.659	1:38.376	2:04.520	254.1	13:19.549
4	1	4:23.821	42.112	1:36.677	2:05.032	275.2	17:43.370
5	1	4:35.522 B	42.323	1:39.756	2:13.443	239.1	22:18.892
6	1	5:58.226	2:11.734	1:41.984	2:04.508	233.5	28:17.118
7	1	4:25.360	42.366	1:39.209	2:03.785	265.8	32:42.478
8	1	4:28.197	42.887	1:39.946	2:05.364	226.7	37:10.675

37 — PORSCHE 911 Turbo RSR 2,1L - 1974 — GTP27

1.François PERRODO
2.Sébastien CRUBILE
3.Emmanuel COLLARD

Lap	D	Time	Sector 1	Sector 2	Sector 3	T. Spd	Elapsed
1	1	5:27.137			2:23.842		5:27.137
2	1	4:49.384			2:14.467		10:16.521
3	1	4:53.143			2:18.428		15:09.664
4	1	4:52.991 B			2:19.750		20:02.655
5	1	6:16.052			2:10.633		26:18.707
6	1	4:41.203			2:10.264		30:59.910
7	1	4:40.220			2:10.377		35:40.130
8	1	6:06.395 B			3:19.059		41:46.525

38 — PORSCHE 935 - 1979 — GTP37

1.Erik MARIS

Lap	D	Time	Sector 1	Sector 2	Sector 3	T. Spd	Elapsed
1	1	4:43.709			2:08.601		4:43.709
2	1	4:28.499			2:05.726		9:12.208
3	1	4:29.757			2:07.369		13:41.965
4	1	4:28.324			2:05.134		18:10.289
5	1	4:42.811 B			2:19.419		22:53.100
6	1	5:56.076			2:07.386		28:49.176
7	1	4:29.583			2:06.153		33:18.759
8	1	4:27.805			2:04.615		37:46.564

39 — CHEETAH G601 - 1976 — TSRC34

1.Beat EGGIMANN

Lap	D	Time	Sector 1	Sector 2	Sector 3	T. Spd	Elapsed
1	1	4:53.713	58.342	1:45.280	2:10.091	222.1	4:53.713
2	1	4:33.953	43.827	1:43.086	2:07.040	239.6	9:27.666
3	1	4:36.852	43.477	1:44.094	2:09.281	210.1	14:04.518
4	1	4:49.452 B	44.833	1:46.124	2:18.495	200.1	18:53.970
5	1	5:58.307	2:02.990	1:45.252	2:10.065	216.8	24:52.277
6	1	4:39.674	45.396	1:44.082	2:10.196	239.6	29:31.951
7	1	4:37.272	43.693	1:42.494	2:11.085	258.3	34:09.223
8	1	4:32.973	43.321	1:42.632	2:07.020	214.2	38:42.196

40 — PORSCHE 934 - 1976 — GTS32

1.Maurizio FRATTI
2.Andrea CABIANCA

Lap	D	Time	Sector 1	Sector 2	Sector 3	T. Spd	Elapsed
1	1	4:56.196	59.379	1:45.801	2:11.016	223.0	4:56.196

RICHARD MILLE EFG Sarthe J.D Classics MOTUL Clear Channel ALAIN FIGARET Le Point ARTCURIAL Motorcars JAGUAR Ford PORSCHE NOSTALGIE

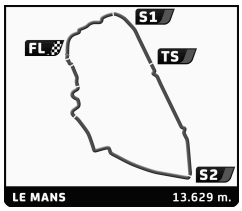

PLATEAU 6 - GRID 6

LE MANS CLASSIC 2016

RACE 1

Sector Analysis

Personal Best | Session Best | B Crossing the finish line in pit lane

42 — 1.Nicolas D'IETEREN — PORSCHE 935 K3 - 1979 — GTP37

Lap	D	Time	Sector 1	Sector 2	Sector 3	T. Spd	Elapsed
1	1	5:23.135	1:10.852	1:54.185	2:18.098	169.9	5:23.135
2	1	4:33.107	43.739	1:40.184	2:09.184	214.7	9:56.242
3	1	4:26.717	42.936	1:38.397	2:05.384	237.0	14:22.959
4	1	4:37.482 B	43.130	1:39.298	2:15.054	229.5	19:00.441
5	1	6:13.609	2:28.878	1:38.242	2:06.489	251.8	25:14.050
6	1	4:38.205	44.310	1:40.908	2:12.987	247.8	29:52.255
7	1	4:37.366	42.872	1:39.796	2:14.698	265.2	34:29.621
8	1	4:29.756	43.373	1:42.383	2:04.000	236.5	38:59.377

45 — 1.Detlef VON DER LIECK, 2.Jochen MASS — DE TOMASO Pantera Gr. IV - 1971 — GTS27

Lap	D	Time	Sector 1	Sector 2	Sector 3	T. Spd	Elapsed
1	1	5:12.898	1:08.477	1:50.236	2:14.185	200.5	5:12.898
2	1	4:43.244	45.674	1:44.480	2:13.090	229.1	9:56.142
3	1	5:12.680 B	45.321	1:45.613	2:41.746	219.8	15:08.822

46 — 1.Lee MAXTED-PAGE, 2.Mark SUMPTER — PORSCHE 911 RSR 3L - 1974 — GTS27

Lap	D	Time	Sector 1	Sector 2	Sector 3	T. Spd	Elapsed
1	1	5:25.376	1:07.173	1:53.654	2:24.549	201.2	5:25.376
2	1	4:51.954	46.882	1:48.841	2:16.231	246.1	10:17.330
3	1	4:52.482	45.978	1:49.683	2:16.821	252.9	15:09.812
4	1	5:01.577 B	46.615	1:50.556	2:24.406	251.2	20:11.389
5	1	6:48.026	2:24.858	1:57.224	2:25.944	213.0	26:59.415
6	1	5:07.149	49.798	1:54.126	2:23.225	212.2	32:06.564
7	1	5:06.327	48.513	1:55.320	2:22.494	208.5	37:12.891

48 — 1.Amaury LATHAM — BMW M1 - 1979 — GTS37

Lap	D	Time	Sector 1	Sector 2	Sector 3	T. Spd	Elapsed
1	1	6:08.788	1:27.950	2:04.103	2:36.735	213.0	6:08.788
2	1	5:37.593	52.171	2:04.739	2:40.683	169.9	11:46.381
3	1	5:32.595	50.443	2:03.313	2:38.839	170.5	17:18.976
4	1	5:51.886 B	53.148	2:05.324	2:53.414	167.1	23:10.862
5	1	7:37.814	2:53.601	2:04.487	2:39.726	178.5	30:48.676
6	1	5:31.869	51.084	2:03.605	2:37.180	171.8	36:20.545

49 — 1.Jochen MASS, 2.Russell GEE, 3.George CALFO, 4.Jim PACE — PORSCHE 911 RSR 3L - 1974 — GTS27

Lap	D	Time	Sector 1	Sector 2	Sector 3	T. Spd	Elapsed
1	1	5:53.082			2:31.269		5:53.082
2	1	5:19.763			2:28.608		11:12.845
3	1	5:24.311	50.621	2:02.848	2:30.842		16:37.156
4	1	5:34.063 B			2:46.274		22:11.219
5	1	7:30.099			2:46.472		29:41.318
6	1	5:22.932			2:32.554		35:04.250
7	1	5:21.365			2:33.724		40:25.615

52 — 1.Carlos BARBOT — LOLA T280 DFV - 1972 — TSRC29

Lap	D	Time	Sector 1	Sector 2	Sector 3	T. Spd	Elapsed
1	1	5:16.913	1:09.038	1:52.546	2:15.329	193.4	5:16.913
2	1	4:30.802	43.757	1:39.382	2:07.663	224.8	9:47.715
3	1	4:29.838	43.657	1:38.287	2:07.894	204.6	14:17.553
4	1	4:32.313	43.038	1:40.582	2:08.693	191.7	18:49.866
5	1	4:53.527 B	44.751	1:42.865	2:25.911	245.5	23:43.393
6	1	6:11.383	2:18.038	1:41.632	2:11.713	236.5	29:54.776
7	1	4:33.526	43.622	1:40.122	2:09.782	197.2	34:28.302
8	1	4:29.852	42.469	1:39.915	2:07.468	222.1	38:58.154

53 — 1.Christophe SCHWARTZ — DODGE Charger - 1974 — GTS37

Lap	D	Time	Sector 1	Sector 2	Sector 3	T. Spd	Elapsed
1	1	5:55.497	1:30.009	1:55.638	2:29.850		5:55.497
2	1	5:20.415	50.410	1:55.769	2:34.236		11:15.912
3	1	5:23.453	52.390	1:56.764	2:34.299		16:39.365
4	1	5:21.935	49.710	1:57.389	2:34.836		22:01.300
5	1	5:37.434 B	50.020	2:01.730	2:45.684		27:38.734
6	1	6:56.956	2:18.428	2:01.127	2:37.401		34:35.690
7	1	5:30.415			2:35.825		40:06.105

54 — 1.Hans-Joerg HÜBNER — PORSCHE 911 RSR 3L - 1974 — GTS27

Lap	D	Time	Sector 1	Sector 2	Sector 3	T. Spd	Elapsed
1	1	6:07.944	1:26.118	2:05.106	2:36.720	196.2	6:07.944
2	1	5:40.228	51.437	2:08.725	2:40.066	168.1	11:48.172
3	1	5:39.341	52.997	2:06.185	2:40.159	183.9	17:27.513
4	1	5:46.903 B	52.819	2:03.811	2:50.273	185.2	23:14.416
5	1	7:05.990	2:25.879	2:03.958	2:36.153	164.3	30:20.406
6	1	5:27.470	50.331	2:02.344	2:34.795	162.8	35:47.876
7	1	5:26.849	50.369	1:59.890	2:36.590	193.4	41:14.725

56 — 1.Chris MAC ALLISTER — GULF Mirage - 1973 — TSRC29

Lap	D	Time	Sector 1	Sector 2	Sector 3	T. Spd	Elapsed
1	1	4:26.282	44.054	1:38.695	2:03.533	252.9	4:26.282
2	1	4:17.692	40.758	1:37.189	1:59.745	258.3	8:43.974
3	1	4:14.471	40.717	1:36.127	1:57.627	271.1	12:58.445
4	1	4:19.634	41.336	1:36.905	2:01.393	232.0	17:18.079
5	1	4:26.622 B	39.403	1:35.555	2:11.664	275.9	21:44.701
6	1	6:10.635	2:24.130	1:39.444	2:07.061	255.9	27:55.336
7	1	4:15.137	40.362	1:36.591	1:58.184	267.8	32:10.473
8	1	4:27.292	40.327	1:37.278	2:09.687	275.9	36:37.765

57 — 1.Mark RICHARDSON — LOLA T290 - 1972 — TSRC28

Lap	D	Time	Sector 1	Sector 2	Sector 3	T. Spd	Elapsed
1	1	4:48.069	56.698	1:44.195	2:07.176	222.1	4:48.069
2	1	4:28.430	41.857	1:41.077	2:05.496	255.9	9:16.499
3	1	4:35.627	42.396	1:44.171	2:09.060	240.1	13:52.126
4	1	4:35.287	43.834	1:43.035	2:08.418	237.0	18:27.413
5	1	4:48.960 B	43.536	1:43.031	2:22.393	245.0	23:16.373
6	1	6:35.242	2:32.994	1:43.795	2:18.453	228.1	29:51.615
7	1	4:43.959	46.423	1:43.847	2:13.689	203.8	34:35.574
8	1	4:36.439	43.600	1:42.747	2:10.092	241.2	39:12.013

RICHARD MILLE EFG Sarthe J.D Classics MOTUL Clear Channel ALAIN FIGARET Le Point ARTCURIAL Motorcars JAGUAR Ford PORSCHE NOSTALGIE

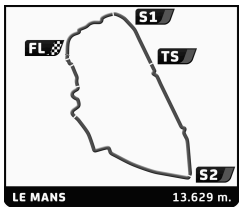

PLATEAU 6 - GRID 6

LE MANS CLASSIC 2016

RACE 1

Sector Analysis

Personal Best | Session Best | B Crossing the finish line in pit lane

58 — PORSCHE 911 RSR 3L - 1974 — GTS27

1.Lionel ROBERT 2.Gys VAN LENNEP 3.Claudio RODDARO

Lap	D	Time	Sector 1	Sector 2	Sector 3	T. Spd	Elapsed
1	1	5:39.305	1:28.769	1:52.456	2:18.080	230.0	5:39.305
2	1	5:32.111 B	46.437	1:55.461	2:50.213	223.4	11:11.416

59 — LOLA - DE CADENET T380 - DFV - 1975 — TSRC29

1.Henrik LINDBERG

Lap	D	Time	Sector 1	Sector 2	Sector 3	T. Spd	Elapsed
1	1	5:31.892	1:20.986	1:49.773	2:21.133	213.0	5:31.892
2	1	4:48.226	47.496	1:44.918	2:15.812	238.0	10:20.118
3	1	4:57.581 B	47.550	1:46.493	2:23.538	244.4	15:17.699

60 — PORSCHE 911 RSR 3L - 1974 — GTS27

1.Michel LECOURT 2.Raymond NARAC

Lap	D	Time	Sector 1	Sector 2	Sector 3	T. Spd	Elapsed
1	1	5:20.347	1:06.471	1:53.639	2:20.237	229.5	5:20.347
2	1	4:49.747	46.256	1:48.891	2:14.600	240.1	10:10.094
3	1	4:47.382	45.518	1:47.731	2:14.133	247.2	14:57.476
4	1	5:00.787 B	46.433	1:49.965	2:24.389	219.8	19:58.263
5	1	6:24.135	2:20.229	1:52.326	2:11.580	215.1	26:22.398
6	1	4:44.469	45.437	1:47.488	2:11.544	240.1	31:06.867
7	1	4:42.445	44.947	1:47.299	2:10.199	251.2	35:49.312
8	1	4:44.589	45.239	1:48.279	2:11.071	229.5	40:33.901

61 — CHEVRON B36 BMW - 1976 — TSRC40

1.Bertrand PENLAE

Lap	D	Time	Sector 1	Sector 2	Sector 3	T. Spd	Elapsed
1	1	5:08.044	1:01.951	1:49.639	2:16.454	226.7	5:08.044
2	1	4:44.814	45.106	1:47.365	2:12.343	231.0	9:52.858
3	1	4:43.504	43.759	1:48.091	2:11.654	205.8	14:36.362
4	1	4:50.292 B	43.409	1:48.531	2:18.352	246.1	19:26.654
5	1	6:14.972	2:15.730	1:47.478	2:11.764	247.2	25:41.626
6	1	4:42.531	43.573	1:49.028	2:09.930	235.0	30:24.157
7	1	4:41.505	43.841	1:46.512	2:11.152	250.0	35:05.662
8	1	4:42.024	44.772	1:46.326	2:10.926	249.5	39:47.686

62 — LANCIA Beta Gr. V - 1979 — TSRC40

1.David FERRER 2. MR JOHN OF B 3.Soheil AYARI

Lap	D	Time	Sector 1	Sector 2	Sector 3	T. Spd	Elapsed
1	1	5:25.116	1:05.943	1:53.154	2:26.019	211.3	5:25.116
2	1	5:02.389	48.237	1:52.310	2:21.842	228.1	10:27.505
3	1	5:13.005 B	46.978	1:51.695	2:34.332	239.1	15:40.510
4	1	6:37.132	2:24.735	1:54.063	2:18.334	234.5	22:17.642
5	1	4:56.587	45.650	1:51.997	2:18.940	222.5	27:14.229
6	1	4:55.938	45.793	1:52.221	2:17.924	238.6	32:10.167
7	1	4:55.851	45.509	1:53.118	2:17.224	226.7	37:06.018

65 — PORSCHE 911 RS 3L - 1974 — GTS27

1.Andrew PRILL 2.Robert BARRIE

Lap	D	Time	Sector 1	Sector 2	Sector 3	T. Spd	Elapsed
1	1	6:02.007	1:26.547	2:02.921	2:32.539	203.5	6:02.007
2	1	5:16.711	50.411	1:57.233	2:29.067	215.9	11:18.718
3	1	5:21.333	50.668	1:58.549	2:32.116	203.8	16:40.051
4	1	5:29.315 B	49.861	1:58.037	2:41.417	213.8	22:09.366
5	1	6:48.821	2:14.646	2:02.083	2:32.092	211.3	28:58.187
6	1	5:17.322	50.400	1:59.759	2:27.163	223.4	34:15.509
7	1	5:12.813	51.162	1:57.142	2:24.509	212.2	39:28.322

66 — PORSCHE 911 RSR 3L - 1974 — GTS27

1.Didier DENAT

Lap	D	Time	Sector 1	Sector 2	Sector 3	T. Spd	Elapsed
1	1	5:26.433	1:09.514	1:54.692	2:22.227	203.1	5:26.433
2	1	4:57.356	48.736	1:51.886	2:16.734	231.5	10:23.789
3	1	4:55.899	46.331	1:52.126	2:17.442	242.3	15:19.688
4	1	5:08.383 B	46.185	1:51.627	2:30.571	249.5	20:28.071
5	1	6:35.933	2:28.198	1:51.630	2:16.105	250.0	27:04.004
6	1	4:51.793	45.721	1:49.522	2:16.550	246.1	31:55.797
7	1	4:51.344	45.261	1:50.865	2:15.218	251.8	36:47.141

67 — LOLA T290 BDG - 1972 — TSRC28

1.Gianluca RATTAZZI 2.Emanuele PIRRO

Lap	D	Time	Sector 1	Sector 2	Sector 3	T. Spd	Elapsed
1	1	4:45.604	54.090	1:44.743	2:06.771	208.9	4:45.604
2	1	4:28.132	42.134	1:41.779	2:04.219	255.3	9:13.736
3	1	4:28.286	41.830	1:41.612	2:04.844	271.8	13:42.022
4	1	4:37.787 B	43.273	1:42.863	2:11.651	269.1	18:19.809
5	1	8:05.504	4:13.420	1:44.771	2:07.313	256.5	26:25.313
6	1	4:36.488	43.534	1:43.568	2:09.386	267.1	31:01.801
7	1	5:52.668 B	42.970	2:00.965	3:08.733	239.1	36:54.469

68 — PORSCHE 911 RSR 3L - 1975 — GTS27

1.Michael ROOCK 2.Uwe ALZEN

Lap	D	Time	Sector 1	Sector 2	Sector 3	T. Spd	Elapsed
1	1	5:17.848	1:05.690	1:52.293	2:19.865	205.0	5:17.848
2	1	4:51.345	45.628	1:49.996	2:15.721	219.8	10:09.193
3	1	4:48.517	44.884	1:49.760	2:13.873	231.0	14:57.710
4	1	5:01.274 B	46.581	1:50.049	2:24.644	211.7	19:58.984
5	1	6:19.679	2:14.890	1:49.670	2:15.119	246.1	26:18.663
6	1	4:47.805	45.763	1:48.406	2:13.636	250.6	31:06.468
7	1	4:43.531	44.878	1:48.319	2:10.334	230.0	35:49.999
8	1	4:46.219	45.275	1:49.504	2:11.440	253.5	40:36.218

70 — LOLA T298 BMW - 1979 — TSRC40

1.Frédéric DA ROCHA

Lap	D	Time	Sector 1	Sector 2	Sector 3	T. Spd	Elapsed
1	1	4:37.245	49.288	1:40.633	2:07.324	260.1	4:37.245
2	1	4:31.882	43.614	1:42.274	2:05.994	240.7	9:09.127
3	1	4:29.474	42.553	1:40.013	2:06.908	265.8	13:38.601
4	1	4:48.853 B	44.678	1:44.393	2:19.782	238.0	18:27.454
5	1	6:27.453	2:33.776	1:44.577	2:09.100	267.1	24:54.907
6	1	4:49.267	46.720	1:47.668	2:14.879	245.0	29:44.174
7	1	4:41.408	43.183	1:44.992	2:13.233	250.0	34:25.582
8	1	4:35.646	43.182	1:45.366	2:07.098	232.0	39:01.228

71 — PORSCHE 911 RS 3L - 1974 — GTS27

1.Alain GADAL 2.André GAHINET SEGOLEN 3.Gilles BLASCO

Lap	D	Time	Sector 1	Sector 2	Sector 3	T. Spd	Elapsed
1	1	6:01.488	1:27.322	1:58.635	2:35.531	204.2	6:01.488
2	1	5:19.323	50.494	1:58.229	2:30.600	206.5	11:20.811
3	1	5:16.976	49.663	1:56.639	2:30.674	189.4	16:37.787
4	1	5:27.563 B	49.368	1:56.066	2:42.129	202.3	22:05.350
5	1	6:53.784	2:19.565	2:00.631	2:33.588	218.5	28:59.134
6	1	5:16.707	49.787	1:58.603	2:28.317	205.0	34:15.841
7	1	5:17.552	49.845	2:00.070	2:27.637	207.3	39:33.393

72 — DATSUN 240 Z - 1975 — GTS26

1.Robert CROFTON

RICHARD MILLE EFG Sarthe J.D Classics MOTUL Clear Channel ALAIN FIGARET Le Point ARTCURIAL Motorcars JAGUAR Ford PORSCHE NOSTALGIE

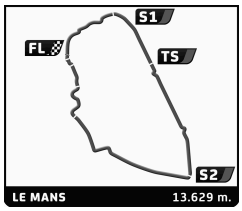

PLATEAU 6 - GRID 6

LE MANS CLASSIC 2016

RACE 1

Sector Analysis

Personal Best | Session Best | **B** Crossing the finish line in pit lane

Lap	D	Time	Sector 1	Sector 2	Sector 3	T. Spd	Elapsed
1	1	6:26.113	1:31.710	2:11.123	2:43.280	171.5	6:26.113
2	1	5:36.531	53.075	2:07.941	2:35.515	178.2	12:02.644
3	1	5:50.775 B	52.861	2:08.894	2:49.020	162.3	17:53.419
4	1	7:10.134	2:26.463	2:08.061	2:35.610	193.7	25:03.553
5	1	5:37.774	53.255	2:07.861	2:36.658	193.0	30:41.327
6	1	5:32.404	51.227	2:07.642	2:33.535	197.2	36:13.731

75 1.Gilles CERON — CHEVROLET Monza - 1976 — TSRC36

Lap	D	Time	Sector 1	Sector 2	Sector 3	T. Spd	Elapsed
1	1	4:30.337	48.419	1:38.384	2:03.534	231.0	4:30.337
2	1	4:20.515	41.412	1:35.585	2:03.518	252.3	8:50.852
3	1	4:24.118	41.638	1:36.664	2:05.816	271.1	13:14.970
4	1	4:25.097	41.548	1:37.001	2:06.548	251.2	17:40.067
5	1	4:57.829 B	42.367	1:45.463	2:29.999		22:37.896
6	1	6:52.471	3:03.061	1:41.444	2:07.966		29:30.367
7	1	4:44.931 B	43.268	1:40.614	2:21.049	225.3	34:15.298
8	1	5:45.332	1:58.395	1:41.213	2:05.724	212.2	40:00.630

76 1.Russell BÜSST, 2.David FREEMAN — CHEVRON B31 BDG - 1975 — TSRC34

Lap	D	Time	Sector 1	Sector 2	Sector 3	T. Spd	Elapsed
1	1	4:39.793	50.197	1:43.916	2:05.680	245.5	4:39.793
2	1	4:29.446	42.633	1:42.584	2:04.229	241.2	9:09.239
3	1	4:25.048	41.461	1:40.504	2:03.083	250.0	13:34.287
4	1	4:23.710	40.682	1:40.011	2:03.017	243.3	17:57.997
5	1	4:41.181 B	42.437	1:40.888	2:17.856	260.8	22:39.178
6	1	6:07.610	2:16.305	1:43.947	2:07.358	260.1	28:46.788
7	1	4:32.130	41.839	1:42.484	2:07.807	245.0	33:18.918
8	1	4:29.381	43.094	1:42.366	2:03.921	252.3	37:48.299

77 1.Jean-Marie BELLETESTE, 2.Paul LIBENS — PORSCHE 911 RS 3L - 1974 — GTS27

Lap	D	Time	Sector 1	Sector 2	Sector 3	T. Spd	Elapsed
1	1	6:25.337	1:31.194	2:10.277	2:43.866	195.1	6:25.337
2	1	5:35.653	53.550	2:05.529	2:36.574	192.7	12:00.990
3	1	5:35.994	53.088	2:06.839	2:36.067	168.9	17:36.984
4	1	5:40.826 B	52.656	2:03.363	2:44.807	177.4	23:17.810
5	1	7:25.218	2:36.249	2:07.153	2:41.816	173.7	30:43.028
6	1	5:37.212	53.408	2:06.370	2:37.434	184.9	36:20.240

78 1.Ulrich SCHUMACHER, 2.Marco WERNER — PORSCHE 936 - 1982 — TSRC41

Lap	D	Time	Sector 1	Sector 2	Sector 3	T. Spd	Elapsed
1	1	4:28.060	47.861	1:37.159	2:03.040	238.6	4:28.060
2	1	4:18.363	41.678	1:36.670	2:00.015	242.8	8:46.423
3	1	4:13.382	41.005	1:34.769	1:57.608	255.3	12:59.805
4	1	4:13.965	40.434	1:32.151	2:01.380	240.7	17:13.770
5	1	4:24.100 B	41.366	1:32.627	2:10.107	316.7	21:37.870
6	1	5:53.522	2:16.676	1:33.541	2:03.305	262.6	27:31.392
7	1	4:17.317	42.079	1:32.492	2:02.746	276.6	31:48.709
8	1	4:18.011	42.647	1:32.575	2:02.789	291.4	36:06.720

79 1.Heiko OSTMANN, 2.Horst SCHNEIDER — PORSCHE 2.8 L RSR - 1973 — GTS27

Lap	D	Time	Sector 1	Sector 2	Sector 3	T. Spd	Elapsed
1	1	6:46.967 B			3:04.731		6:46.967
2	1	18:10.822			3:09.027		24:57.789
3	1	6:37.662			3:00.885		31:35.451
4	1	6:13.058			2:52.966		37:48.509

80 1.Wolf ZWEIFLER, 2.Michael FÖVENY — OSELLA PA6 - BMW - 1978 — TSRC40

Lap	D	Time	Sector 1	Sector 2	Sector 3	T. Spd	Elapsed
1	1	6:45.819 B					6:45.819

RICHARD MILLE EFG Sarthe J.D Classics MOTUL Clear Channel ALAIN FIGARET Le Point ARTCURIAL Motorcars JAGUAR Ford PORSCHE NOSTALGIE