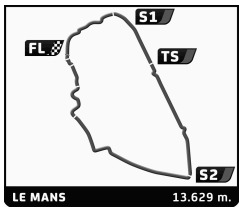

PLATEAU 3 - GRID 3

LE MANS CLASSIC 2016

NIGHT SESSION

Analysis

Personal Best | Session Best | **B** Crossing the finish line in pit lane

2

1.Clive JOY
2.Patrick SIMON

FERRARI 250 GT Berlinetta - 1960 — GTS7

Lap	D	Time	Sector 1	Sector 2	Sector 3	Kph	Elapsed
1	1	6:46.612	1:05.454	2:33.560	3:07.598	120.7	8:47.456
2	1	5:56.558	56.319	2:12.116	2:48.123	137.6	14:44.014
3	1	6:16.682 B	1:01.689	2:08.984	3:06.009	130.3	21:00.696
4	1	16:59.623 B	9:42.487	3:09.973	4:07.163	48.1	38:00.319

3

1.Peter VÖGELE

PORSCHE 718 - RS60 - 1960 — TSRC4B

Lap	D	Time	Sector 1	Sector 2	Sector 3	Kph	Elapsed
1	1	6:24.077			2:54.028	127.7	8:19.879
2	1	5:49.626			2:44.001	140.3	14:09.505
3	1	5:56.108 B			2:53.796	137.8	20:05.613
4	1	6:50.780	2:01.523	2:10.837	2:38.420	119.4	26:56.393
5	1	5:44.976			2:39.916	142.2	32:41.369
6	1	5:40.007			2:38.669	144.3	38:21.376

4

1.Martin HALUSA
2.Lukas HALUSA
3.Alexander AMES
4.Nicola von DOENHOFF

FERRARI 250 GT Breadvan - 1961 — GTP12

Lap	D	Time	Sector 1	Sector 2	Sector 3	Kph	Elapsed
1	1	6:57.646	1:11.276	2:30.521	3:15.849	117.5	9:07.264
2	1	6:43.705 B	56.820	2:23.432	3:23.453	121.5	15:50.969
3	1	10:53.895	5:36.081	2:23.792	2:54.022	75.0	26:44.864
4	1	6:16.604	58.088	2:23.715	2:54.801	130.3	33:01.468
5	1	6:19.563	59.832	2:25.587	2:54.144	129.3	39:21.031

6

1.Nicolas DOQUIN
2.Jean Pierre CASZALOT
3.Alexandre CASZALOT

PORSCHE 356 - 1962 — GTS5

Lap	D	Time	Sector 1	Sector 2	Sector 3	Kph	Elapsed
1	1	7:23.312	1:09.366	2:46.046	3:27.900	110.7	8:46.775
2	1	7:51.519 B	1:09.545	2:46.431	3:55.543	104.1	16:38.294
3	1	9:49.868	3:37.072	2:47.973	3:24.823	83.2	26:28.162
4	1	7:16.651	1:05.505	2:46.069	3:25.077	112.4	33:44.813
5	1	7:09.581	1:05.973	2:41.356	3:22.252	114.2	40:54.394

7

1.Jeremy GARAMOND

AUSTIN HEALEY 3000 Mk 1 - 1960 — GTS12

Lap	D	Time	Sector 1	Sector 2	Sector 3	Kph	Elapsed
1	1	5:55.656	1:05.760	2:07.387	2:42.509	138.0	6:49.570
2	1	5:39.746	54.631	2:04.089	2:41.026	144.4	12:29.316
3	1	5:31.424	53.263	2:04.231	2:33.930	148.0	18:00.740
4	1	5:42.905 B	52.705	2:03.667	2:46.533	143.1	23:43.645
5	1	6:30.495	1:54.127	2:03.930	2:32.438	125.6	30:14.140
6	1	5:32.294	52.428	2:04.044	2:35.822	147.7	35:46.434

8

1.Frédéric BERCHON
2.Julien BRAYARD
3.Yann LEDUC

TRIUMPH TR3 - 1957 — GTS6

Lap	D	Time	Sector 1	Sector 2	Sector 3	Kph	Elapsed
1	1	7:35.693	1:13.530	2:44.058	3:38.105	107.7	9:11.258
2	1	6:58.752	1:05.758	2:35.610	3:17.384	117.2	16:10.010
3	1	6:49.634	1:05.488	2:26.734	3:17.412	119.8	22:59.644
4	1	6:44.120	1:02.393	2:35.429	3:06.298	121.4	29:43.764
5	1	6:34.090	1:02.487	2:25.338	3:06.265	124.5	36:17.854

9

1.Antoine LAUREAU
2.Jean-Louis LAUREAU

DB HBR5 - 1960 — GT3

Lap	D	Time	Sector 1	Sector 2	Sector 3	Kph	Elapsed
1	1	12:00.640 B	1:39.877	4:14.875	6:05.888	68.1	14:24.303

10

1.Patrice COUSSEAU
2.François COINTREAU
3.Alfred COINTREAU
4.Guillaume LE METAYER

LOTUS XI 1100 - 1958 — TSRC2B

Lap	D	Time	Sector 1	Sector 2	Sector 3	Kph	Elapsed
1	1	7:18.096	1:12.985	2:39.095	3:26.016	112.0	8:54.292
2	1	6:51.670	1:04.737	2:35.957	3:10.976	119.2	15:45.962
3	1	6:49.165 B	59.002	2:31.274	3:18.889	119.9	22:35.127
4	1	11:10.449	4:53.155	3:00.358	3:16.936	73.2	33:45.576
5	1	7:03.948	1:06.526	2:44.664	3:12.758	115.7	40:49.524

11

1.Tom ALEXANDER
2.Adrian WILLMOTT

ASTON MARTIN DB4 GT - 1960 — GTS7

Lap	D	Time	Sector 1	Sector 2	Sector 3	Kph	Elapsed
1	1	5:41.347	58.312	2:00.667	2:42.368	143.7	6:04.928
2	1	5:34.727	54.757	2:00.222	2:39.748	146.6	11:39.655
3	1	5:49.627 B	52.615	2:05.946	2:51.066	140.3	17:29.282
4	1	8:29.321	4:01.840	2:01.903	2:25.578	96.3	25:58.603
5	1	5:06.427	49.280	1:55.270	2:21.877	160.1	31:05.030
6	1	5:07.908	48.664	1:53.203	2:26.041	159.3	36:12.938

12

1.Ludovic CARON
2.Stéphane WIMEZ

AUSTIN HEALEY 3000 Mk 1 - 1960 — GTS7

Lap	D	Time	Sector 1	Sector 2	Sector 3	Kph	Elapsed
1	1	6:26.293 B	58.877	2:17.000	3:10.416	127.0	8:48.820
2	1	7:22.267	2:10.654	2:13.054	2:58.559	110.9	16:11.087
3	1	5:57.447	1:03.866	2:04.888	2:48.693	137.3	22:08.534
4	1	5:50.076	56.569	2:12.157	2:41.350	140.2	27:58.610
5	1	5:49.187	57.105	2:06.835	2:45.247	140.5	33:47.797
6	1	5:37.598	53.995	2:02.517	2:41.086	145.3	39:25.395

14

1.Ivan VERCOUTERE
2.Andrew WOLFE

LOTUS XV - 1959 — TSRC4B

Lap	D	Time	Sector 1	Sector 2	Sector 3	Kph	Elapsed
1	1	5:27.772	54.962	2:00.466	2:32.344	149.7	6:17.843
2	1	5:15.829	50.079	1:56.932	2:28.818	155.4	11:33.672
3	1	5:51.922 B	49.537	2:06.668	2:55.717	139.4	17:25.594
4	1	10:16.561	4:54.288	2:48.152	2:34.121	79.6	27:42.155

15

1.Albert STREMINSKI

TOJEIRO Climax - 1958 — TSRC2B

Lap	D	Time	Sector 1	Sector 2	Sector 3	Kph	Elapsed
1	1	7:31.964	1:12.632	2:44.296	3:35.036	108.6	9:12.190
2	1	6:58.150	1:05.480	2:36.396	3:16.274	117.3	16:10.340
3	1	6:29.586	1:06.051	2:23.050	3:00.485	125.9	22:39.926
4	1	6:27.678	1:00.449	2:25.242	3:01.987	126.6	29:07.604
5	1	6:31.153	1:00.619	2:29.143	3:01.391	125.4	35:38.757

16

1.Patrick MORGENSTERN
2.Tobias KLAES
3.Christian LOCH

PORSCHE 356 A - 1957 — GTS5

Lap	D	Time	Sector 1	Sector 2	Sector 3	Kph	Elapsed
1	1	7:26.376	1:12.043	2:46.476	3:27.857	109.9	9:05.380
2	1	7:14.937	1:10.891	2:41.807	3:22.239	112.8	16:20.317
3	1	7:07.243 B	1:07.141	2:38.132	3:21.970	114.8	23:27.560
4	1	9:17.766	3:18.807	2:42.315	3:16.644	88.0	32:45.326
5	1	6:47.101	1:04.727	2:34.854	3:07.520	120.5	39:32.427

17

1.Uwe BIEGNER
2.Diana BIEGNER

PORSCHE 356 A - 1959 — GTS5

Lap	D	Time	Sector 1	Sector 2	Sector 3	Kph	Elapsed
1	1	8:00.799 B	1:14.506	3:07.082	3:39.211	102.0	9:51.877
2	1	9:32.992 B	3:32.014	2:45.120	3:15.858	85.6	19:24.869
3	1	9:21.231 B	3:19.401	2:44.558	3:17.272	87.4	28:46.100

LE MANS CLASSIC 8-9-10 JUILLET 2016

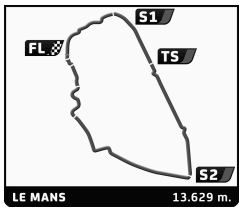

PLATEAU 3 - GRID 3

LE MANS CLASSIC 2016

NIGHT SESSION

Analysis

Personal Best | Session Best | B Crossing the finish line in pit lane

Lap	D	Time	Sector 1	Sector 2	Sector 3	Kph	Elapsed
4	1	11:27.982	3:54.583	3:23.990	4:09.409	71.3	40:14.082

18 — MASERATI T61 Birdcage - 1960 — TSRC5B
1.Guillermo FIERRO
2.Steve HART

Lap	D	Time	Sector 1	Sector 2	Sector 3	Kph	Elapsed
1	1	5:36.916	55.410	2:04.280	2:37.226	145.6	6:25.675
2	1	6:08.345 B	53.732	2:02.311	3:12.302	133.2	12:34.020
3	1	8:17.453	3:35.396	2:03.452	2:38.605	98.6	20:51.473
4	1	5:30.467	54.612	2:00.396	2:35.459	148.5	26:21.940
5	1	5:31.824	55.957	2:00.911	2:34.956	147.9	31:53.764
6	1	5:37.865	54.386	2:03.426	2:40.053	145.2	37:31.629

20 — FERRARI 250 GT Berlinetta - 1962 — GTS12
1.Christian DUMOLIN

Lap	D	Time	Sector 1	Sector 2	Sector 3	Kph	Elapsed
1	1	6:20.892	1:07.354	2:22.900	2:50.638	128.8	8:06.910
2	1	5:40.907	53.592	2:02.519	2:44.796	143.9	13:47.817
3	1	5:35.453	52.413	2:01.672	2:41.368	146.3	19:23.270
4	1	5:40.049	54.150	2:04.141	2:41.758	144.3	25:03.319
5	1	5:42.698	56.964	2:03.321	2:42.413	143.2	30:46.017
6	1	5:33.974	52.764	2:03.581	2:37.629	146.9	36:19.991

21 — ASTON MARTIN DB4 GT - 1960 — GTS7
1.Ian DALGLISH

Lap	D	Time	Sector 1	Sector 2	Sector 3	Kph	Elapsed
1	1	5:35.011	58.380	1:57.782	2:38.849	146.5	6:05.432
2	1	5:23.709	55.097	1:57.164	2:31.448	151.6	11:29.141
3	1	5:39.579 B	51.032	1:57.011	2:51.536	144.5	17:08.720
4	1	6:49.271	2:22.881	1:56.521	2:29.869	119.9	23:57.991
5	1	5:22.287	52.625	1:54.979	2:34.683	152.2	29:20.278
6	1	5:11.569	50.745	1:53.659	2:27.165	157.5	34:31.847
7	1	6:35.213 B	50.159	1:56.815	3:48.239	124.1	41:07.060

22 — COOPER Monaco T-49 - 1959 — TSRC4B
1.Roger WHITESIDE

Lap	D	Time	Sector 1	Sector 2	Sector 3	Kph	Elapsed
1	1	6:50.795	1:09.533	2:33.037	3:08.225	119.4	8:44.175
2	1	6:04.045	57.197	2:17.659	2:49.189	134.8	14:48.220
3	1	6:15.689	58.123	2:20.901	2:56.665	130.6	21:03.909
4	1	6:03.494	1:02.452	2:16.950	2:44.092	135.0	27:07.403
5	1	5:54.273	54.493	2:13.965	2:45.815	138.5	33:01.676
6	1	5:56.422	54.959	2:13.763	2:47.700	137.7	38:58.098

23 — LISTER JAGUAR Knobbly - 1958 — TSRC6B
1.Christopher LUNN

Lap	D	Time	Sector 1	Sector 2	Sector 3	Kph	Elapsed
1	1	6:21.431	1:04.748	2:19.212	2:57.471	128.6	7:23.142
2	1	6:03.344	58.043	2:10.728	2:54.573	135.0	13:26.486
3	1	6:04.650	58.522	2:13.460	2:52.668	134.6	19:31.136
4	1	6:38.929 B	58.388	2:21.666	3:18.875	123.0	26:10.065

24 — PEERLESS GT Phase One - 1958 — GTS6
1.André ROCHER
2.Alain GADAL

Lap	D	Time	Sector 1	Sector 2	Sector 3	Kph	Elapsed
1	1	7:27.891	1:12.944	2:48.164	3:26.783	109.5	9:06.009
2	1	6:58.788	1:04.713	2:34.844	3:19.231	117.2	16:04.797
3	1	6:51.517	1:03.767	2:35.126	3:12.624	119.2	22:56.314
4	1	6:51.036	1:02.950	2:37.256	3:10.830	119.4	29:47.350
5	1	7:23.152 B	1:02.331	2:37.305	3:43.516	110.7	37:10.502

25 — LOTUS XI 1100 - 1958 — TSRC2B
1. RICCI
2.Frederic STOESSER

Lap	D	Time	Sector 1	Sector 2	Sector 3	Kph	Elapsed
1	1	7:18.376	1:08.346	2:48.765	3:21.265	111.9	9:43.032
2	1	7:02.022	1:03.272	2:37.209	3:21.541	116.3	16:45.054
3	1	7:03.026	1:03.911	2:41.472	3:17.643	116.0	23:48.080
4	1	6:58.340	1:03.513	2:40.671	3:14.156	117.3	30:46.420
5	1	7:15.249	1:03.320	2:37.462	3:34.467	112.7	38:01.669

26 — AUSTIN HEALEY 3000 Mk 1 - 1961 — GTS7
1.Alain OLLEVIER
2.Philippe ALGLAVE

Lap	D	Time	Sector 1	Sector 2	Sector 3	Kph	Elapsed
1	1	8:02.917	1:14.318	2:59.826	3:48.773	101.6	9:11.746
2	1	7:41.865 B	1:10.624	2:41.882	3:49.359	106.2	16:53.611
3	1	8:14.238	2:45.324	2:23.254	3:05.660	99.3	25:07.849
4	1	6:21.536	1:00.903	2:22.697	2:57.936	128.6	31:29.385
5	1	6:23.392	1:01.643	2:20.366	3:01.383	128.0	37:52.777

27 — OSCA 2000 S - 1959 — TSRC4B
1.Gaby von OPPENHEIM
2.Andreas MIDDENDORF

Lap	D	Time	Sector 1	Sector 2	Sector 3	Kph	Elapsed
1	1	6:46.546	1:08.675	2:30.368	3:07.503	120.7	8:41.416
2	1	6:04.054	58.642	2:10.869	2:54.543	134.8	14:45.470
3	1	6:07.514 B	58.620	2:12.310	2:56.584	133.5	20:52.984
4	1	6:44.010 B	1:27.003	2:19.592	2:57.415	121.4	27:36.994
5	1	9:34.685 B	3:44.915	2:31.889	3:17.881	85.4	37:11.679

28 — PORSCHE 356 A GT Speedster - 1959 — GTS5
1.Bill STEPHENS
2.Will STEPHENS

Lap	D	Time	Sector 1	Sector 2	Sector 3	Kph	Elapsed
1	1	6:46.004 B	1:11.280	2:28.334	3:06.390	120.8	8:26.330
2	1	8:02.108	2:58.868	2:12.539	2:50.701	101.8	16:28.438
3	1	5:51.482	55.002	2:14.365	2:42.115	139.6	22:19.920
4	1	5:44.135	54.082	2:10.245	2:39.808	142.6	28:04.055
5	1	5:45.826	53.769	2:12.906	2:39.151	141.9	33:49.881
6	1	5:52.457	59.822	2:10.324	2:42.311	139.2	39:42.338

29 — LOTUS Elite - 1960 — GTS4
1.Fabrice PERRUCHOT

Lap	D	Time	Sector 1	Sector 2	Sector 3	Kph	Elapsed
1	1	6:57.082	1:08.534	2:37.839	3:10.709	117.6	8:54.235
2	1	6:26.546	1:04.014	2:21.705	3:00.827	126.9	15:20.781
3	1	6:17.075	1:00.849	2:21.607	2:54.619	130.1	21:37.856
4	1	6:16.457	1:00.389	2:21.186	2:54.882	130.3	27:54.313
5	1	6:36.797 B	59.949	2:22.913	3:13.935	123.7	34:31.110

30 — MG A - 1959 — GTS5
1.Olivier MAZOYER

Lap	D	Time	Sector 1	Sector 2	Sector 3	Kph	Elapsed
1	1	6:40.340	1:09.081	2:29.798	3:01.461	122.6	8:26.150
2	1	6:23.230	58.947	2:18.802	3:05.481	128.0	14:49.380
3	1	6:32.609 B	59.494	2:20.306	3:12.809	125.0	21:21.989
4	1	8:12.741	2:57.100	2:19.664	2:55.977	99.6	29:34.730
5	1	6:13.309	58.696	2:17.758	2:56.855	131.4	35:48.039

31 — LISTER JAGUAR Costin - 1959 — TSRC6B
1.David HART

Lap	D	Time	Sector 1	Sector 2	Sector 3	Kph	Elapsed
1	1	5:42.017	55.879	2:13.495	2:32.643	143.5	7:55.733
2	1	5:06.234	49.450	1:52.275	2:24.509	160.2	13:01.967
3	1	5:27.404 B	50.061	1:49.768	2:47.575	149.9	18:29.371

RICHARD MILLE EFG Sarthe J.D Classics MOTUL Clear Channel ALAIN FIGARET Le Point ARTCURIAL Motorcars JAGUAR Ford PORSCHE NOSTALGIE

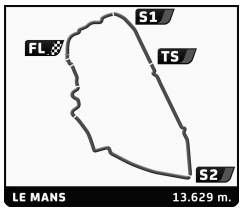

PLATEAU 3 - GRID 3

LE MANS CLASSIC 2016

NIGHT SESSION

Analysis

Personal Best | Session Best | B Crossing the finish line in pit lane

Lap	D	Time	Sector 1	Sector 2	Sector 3	Kph	Elapsed
4	1	15:21.829 B	...	2:13.748	2:41.477	53.2	33:51.200

32 — LOTUS Elite - 1959 — GTS4

1.Roger WILLS
2.David CLARK

Lap	D	Time	Sector 1	Sector 2	Sector 3	Kph	Elapsed
1	1	6:12.151	1:00.973	2:20.860	2:50.318	131.8	7:20.693
2	1	5:53.229	56.082	2:12.248	2:44.899	138.9	13:13.922
3	1	6:08.739 B	55.574	2:12.243	3:00.922	133.1	19:22.661
4	1	7:22.299	2:35.224	2:09.540	2:37.535	110.9	26:44.960
5	1	5:42.278	53.187	2:10.003	2:39.088	143.3	32:27.238
6	1	5:37.661	53.418	2:08.449	2:35.794	145.3	38:04.899

33 — LOTUS XV - 1959 — TSRC4B

1.Quirina LOUWMAN
2.James WOOD

Lap	D	Time	Sector 1	Sector 2	Sector 3	Kph	Elapsed
1	1	5:47.493	58.487	2:08.723	2:40.283	141.2	6:11.550
2	1	5:19.152	52.643	1:55.123	2:31.386	153.7	11:30.702
3	1	5:40.214 B	50.706	1:57.970	2:51.538	144.2	17:10.916
4	1	9:12.618	4:44.320	1:59.142	2:29.156	88.8	26:23.534
5	1	5:13.538	51.351	1:56.690	2:25.497	156.5	31:37.072
6	1	5:16.226	51.992	1:56.688	2:27.546	155.2	36:53.298

34 — AUSTIN HEALEY 3000 Mk 2a - 1962 — GTS7

1.Jaap SINKE
2.Jan LAMMERS

Lap	D	Time	Sector 1	Sector 2	Sector 3	Kph	Elapsed
1	1	7:39.047 B	1:07.894	2:23.835	4:07.318	106.9	8:50.097

35 — LISTER Jaguar flat iron - 1958 — TSRC6B

1.Steve BROOKS
2.Patrick BLAKENEY-EDWARDS

Lap	D	Time	Sector 1	Sector 2	Sector 3	Kph	Elapsed
1	1	5:42.467	59.132	2:01.477	2:41.858	143.3	6:07.597
2	1	5:13.099	51.723	1:53.237	2:28.139	156.7	11:20.696
3	1	5:42.337 B	49.465	1:56.117	2:56.755	143.3	17:03.033
4	1	6:48.181	2:28.924	1:52.793	2:26.464	120.2	23:51.214
5	1	5:07.935	48.932	1:55.898	2:23.105	159.3	28:59.149
6	1	5:03.765	48.548	1:52.268	2:22.949	161.5	34:02.914
7	1	6:24.024 B	54.016	2:15.083	3:14.925	127.8	40:26.938

36 — PORSCHE 356 A 1600 Speedster - 1958 — GTS5

1.Jeff MOYES

Lap	D	Time	Sector 1	Sector 2	Sector 3	Kph	Elapsed
1	1	7:12.643	1:10.218	2:43.256	3:19.169	113.4	9:16.101
2	1	6:47.963	1:03.523	2:28.819	3:15.621	120.3	16:04.064
3	1	6:28.214	1:01.922	2:21.984	3:04.308	126.4	22:32.278
4	1	6:25.631	1:00.134	2:23.478	3:02.019	127.2	28:57.909
5	1	6:19.016	1:00.258	2:22.262	2:56.496	129.5	35:16.925

37 — AUSTIN HEALEY 3000 Mk 1 - 1961 — GTS7

1.Eric PEROU
2.Luc CHEMINOT

Lap	D	Time	Sector 1	Sector 2	Sector 3	Kph	Elapsed
1	1	5:45.418	59.111	2:05.959	2:40.348	142.0	6:45.058
2	1	5:35.049	52.980	2:03.097	2:38.972	146.4	12:20.107
3	1	5:43.092 B	52.616	2:03.350	2:47.126	143.0	18:03.199
4	1	8:01.194	3:15.170	2:10.226	2:35.798	102.0	26:04.393
5	1	5:29.926	53.182	2:02.069	2:34.675	148.7	31:34.319
6	1	6:06.429	54.001	2:02.876	3:09.552	133.9	37:40.748

38 — LISTER Jaguar Knobbly — TSRC6B

1.Derek T. HOOD

Lap	D	Time	Sector 1	Sector 2	Sector 3	Kph	Elapsed
1	1	5:49.619	57.751	2:04.179	2:47.689	140.3	6:07.323
2	1	5:41.049	55.297	2:01.624	2:44.128	143.9	11:48.372
3	1	6:03.115 B	55.094	2:04.261	3:03.760	135.1	17:51.487
4	1	6:37.197	1:42.626	2:05.379	2:49.192	123.5	24:28.684
5	1	5:47.954	55.882	2:05.477	2:46.595	141.0	30:16.638
6	1	5:55.944	56.991	2:10.417	2:48.536	137.8	36:12.582

39 — MORGAN 4 - 1959 — GTS6

1.Adrien VAN DER KROFT
2.Richard PLANT

Lap	D	Time	Sector 1	Sector 2	Sector 3	Kph	Elapsed
1	1	6:18.246	1:05.868	2:20.628	2:51.750	129.7	7:13.838
2	1	5:56.531	58.178	2:13.163	2:45.190	137.6	13:10.369
3	1	6:03.727 B	55.561	2:11.892	2:56.274	134.9	19:14.096
4	1	7:45.221	2:53.493	2:13.274	2:38.454	105.5	26:59.317
5	1	5:44.936	54.151	2:11.588	2:39.197	142.2	32:44.253
6	1	5:43.488	55.776	2:09.330	2:38.382	142.8	38:27.741

40 — LOTUS XV - 1959 — TSRC4B

1.Michael MALONE
2.Rob HALL

Lap	D	Time	Sector 1	Sector 2	Sector 3	Kph	Elapsed
1	1	5:26.876	56.024	1:59.185	2:31.667	150.1	5:56.096
2	1	5:14.920	49.895	1:58.404	2:26.621	155.8	11:11.016
3	1	5:50.306 B	49.592	2:02.369	2:58.345	140.1	17:01.322

42 — FERRARI 250 GT Berlinetta - 1960 — GTS7

1.Vincent GAYE

Lap	D	Time	Sector 1	Sector 2	Sector 3	Kph	Elapsed
1	1	5:39.822	59.512	2:06.353	2:33.957	144.4	6:58.208
2	1	5:18.558	50.411	1:55.142	2:33.005	154.0	12:16.766
3	1	5:09.813			2:25.802	158.4	17:26.579
4	1	5:07.789	49.116	1:53.757	2:24.916	159.4	22:34.368
5	1	5:08.239	49.377	1:55.244	2:23.618	159.2	27:42.607
6	1	5:06.359	48.475	1:53.537	2:24.347	160.2	32:48.966
7	1	5:06.370	49.579	1:53.026	2:23.765	160.1	37:55.336

43 — LOTUS 17 — TSRC2B

1.Pierre PINELLI
2.Alexandre URBAN
3.Philippe LENECH

Lap	D	Time	Sector 1	Sector 2	Sector 3	Kph	Elapsed
1	1	10:00.143 B			5:09.756	81.8	11:45.118

44 — LOTUS Elite - 1961 — GTS4

1.Gideon HUDSON
2.Jeremy SADLER

Lap	D	Time	Sector 1	Sector 2	Sector 3	Kph	Elapsed
1	1	7:19.388 B	1:09.747	2:34.826	3:34.815	111.7	8:15.231
2	1	10:36.437 B	4:41.497	2:29.075	3:25.865	77.1	18:51.668
3	1	7:31.872	2:26.961	2:19.979	2:44.932	108.6	26:23.540
4	1	6:14.217	56.008	2:11.880	3:06.329	131.1	32:37.757
5	1	5:52.399	55.391	2:14.199	2:42.809	139.2	38:30.156

45 — LISTER Knobbly - 1959 — TSRC6B

1.Wolf ZWEIFLER
2.Michael FÖVENY

Lap	D	Time	Sector 1	Sector 2	Sector 3	Kph	Elapsed
1	1	7:24.392	1:14.082	2:50.555	3:19.755	110.4	8:09.989
2	1	6:32.823	1:05.090	2:21.892	3:05.841	124.9	14:42.812
3	1	6:20.150	1:03.196	2:19.843	2:57.111	129.1	21:02.962
4	1	6:22.623	1:03.218	2:22.894	2:56.511	128.2	27:25.585
5	1	6:21.849	1:00.919	2:19.040	3:01.890	128.5	33:47.434
6	1	6:31.138	1:01.443	2:20.860	3:08.835	125.4	40:18.572

46 — TOJEIRO Jaguar - 1959 — TSRC6B

1.James COTTINGHAM
2.Andrew SMITH

RICHARD MILLE EFG Sarthe J.D Classics MOTUL Clear Channel ALAIN FIGARET Le Point ARTCURIAL Motorcars JAGUAR Ford PORSCHE NOSTALGIE

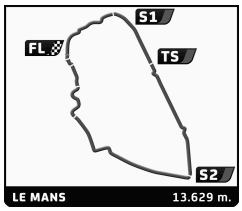

PLATEAU 3 - GRID 3

LE MANS CLASSIC 2016

NIGHT SESSION

Analysis

Personal Best | Session Best | B Crossing the finish line in pit lane

47 — MASERATI T63 Birdcage - 1961 — TSRC11

1.Ulrich SCHUMACHER
2.Marco WERNER

Lap	D	Time	Sector 1	Sector 2	Sector 3	Kph	Elapsed
1	1	5:21.409	53.777	1:53.827	2:33.805	152.7	6:07.353
2	1	5:00.910	49.468	1:49.272	2:22.170	163.1	11:08.263
3	1	5:16.751	47.944	1:52.685	2:36.122	154.9	16:25.014
4	1	5:06.053	50.418	1:53.558	2:22.077	160.3	21:31.067
5	1	5:32.764 B	48.271	2:02.548	2:41.945	147.4	27:03.831

48 — LOTUS Elite - 1961 — GTS4

1.Jean-Luc DURAND
2.François MARBECK

Lap	D	Time	Sector 1	Sector 2	Sector 3	Kph	Elapsed
1	1	6:35.168	1:05.905	2:25.766	3:03.497	124.2	7:31.530
2	1	6:29.910	1:02.254	2:25.011	3:02.645	125.8	14:01.440
3	1	6:33.984 B	1:01.471	2:20.495	3:12.018	124.5	20:35.424
4	1	8:23.838	3:07.029	2:21.754	2:55.055	97.4	28:59.262
5	1	6:17.891	1:00.150	2:20.278	2:57.463	129.8	35:17.153

49 — PORSCHE 356 A - 1958 — GTS5

1.Martin H. SUCARI
2.Jerry PANTIS

Lap	D	Time	Sector 1	Sector 2	Sector 3	Kph	Elapsed
1	1	7:19.624	1:15.222	2:43.758	3:20.644	111.6	9:25.465
2	1	8:08.009	1:07.003	2:37.669	4:23.337	100.5	17:33.474
3	1	7:24.120 B	1:06.705	2:41.291	3:36.124	110.5	24:57.594
4	1	9:44.850	3:56.491	2:35.593	3:12.766	83.9	34:42.444
5	1	6:35.732	1:01.740	2:30.510	3:03.482	124.0	41:18.176

50 — JAGUAR Type E 3.8L - 1961 — GTS7

1. PURE WILL

Lap	D	Time	Sector 1	Sector 2	Sector 3	Kph	Elapsed
1	1	6:49.963			3:11.402	119.7	9:12.951

51 — LOTUS Elite S2 - 1959 — GTS4

1.Michael BIRCH
2.Gareth BURNETT

Lap	D	Time	Sector 1	Sector 2	Sector 3	Kph	Elapsed
1	1	6:46.631	1:13.122	2:28.932	3:04.577	120.7	7:42.653
2	1	6:16.943	58.517	2:22.773	2:55.653	130.2	13:59.596
3	1	6:31.864 B	59.179	2:22.685	3:10.000	125.2	20:31.460

52 — ABARTH SIMCA - — GTS4

1.Luis DELSO
2.Carlos DE MIGUEL
3.Javier REVENGA
4.Francisco SERRANO

Lap	D	Time	Sector 1	Sector 2	Sector 3	Kph	Elapsed
1	1	8:05.884 B	1:21.310	2:53.265	3:51.309	101.0	9:44.932
2	1	9:32.204	3:38.111	2:44.143	3:09.950	85.7	19:17.136
3	1	6:54.538	1:04.033	2:38.796	3:11.709	118.4	26:11.674
4	1	7:36.544 B	1:08.698	2:51.662	3:36.184	107.5	33:48.218

53 — ALFA ROMEO Giulietta 1600 SZ - 1962 — GTS10

1.Xavier GALANT
2.Olivier TANCOGNE

Lap	D	Time	Sector 1	Sector 2	Sector 3	Kph	Elapsed
1	1	7:26.590	1:17.921	2:53.121	3:15.548	109.9	8:05.436
2	1	8:09.631 B	57.977	2:24.766	4:46.888	100.2	16:15.067

55 — LISTER Costin - 1959 — TSRC6B

1.Chris WARD

Lap	D	Time	Sector 1	Sector 2	Sector 3	Kph	Elapsed
1	1	5:17.978	51.207	2:02.390	2:24.381	154.3	5:33.600

56 — LISTER Jaguar Knobbly - 1958 — TSRC6B

1.Jan GIJZEN
2.Anthony SCHRAUWEN

Lap	D	Time	Sector 1	Sector 2	Sector 3	Kph	Elapsed
1	1	5:55.909	58.712	2:12.583	2:44.614	137.9	6:34.119
2	1	5:49.659	54.941	2:02.859	2:51.859	140.3	12:23.778
3	1	5:47.344	56.034	2:04.200	2:47.110	141.3	18:11.122
4	1	6:03.742 B	55.883	2:05.656	3:02.203	134.9	24:14.864

57 — JAGUAR Type E 3.8L - 1961 — GTS7

1.David HALL
2.Michael O'SHEA

Lap	D	Time	Sector 1	Sector 2	Sector 3	Kph	Elapsed
1	1	6:25.066	1:12.560	2:18.295	2:54.211	127.4	7:13.053
2	1	6:39.881 B	59.306	2:23.400	3:17.175	122.7	13:52.934
3	1	10:04.801	4:41.841	2:35.897	2:47.063	81.1	23:57.735
4	1	5:43.011	54.332	2:08.579	2:40.100	143.0	29:40.746
5	1	5:41.851	54.220	2:07.578	2:40.053	143.5	35:22.597

58 — PANHARD CD - 1963 — GTS8

1.Jacky LAGUERRE
2.Daniel Thomas CAGGIANO

Lap	D	Time	Sector 1	Sector 2	Sector 3	Kph	Elapsed
1	1	7:41.901	1:19.833	2:52.655	3:29.413	106.2	9:24.382
2	1	7:40.428 B	1:09.615	2:50.657	3:40.156	106.6	17:04.810
3	1	9:25.972	3:08.419	2:51.859	3:25.694	86.7	26:30.782
4	1	7:16.861	1:08.089	2:45.966	3:22.806	112.3	33:47.643
5	1	7:10.226	1:08.102	2:45.254	3:16.870	114.0	40:57.869

60 — LOTUS XI 1500 - 1957 — TSRC3A

1.Louis ZURSTRASSEN

Lap	D	Time	Sector 1	Sector 2	Sector 3	Kph	Elapsed
1	1	6:26.706	1:05.846	2:25.437	2:55.423	126.9	7:39.228
2	1	6:27.819 B	56.488	2:14.284	3:17.047	126.5	14:07.047

61 — LOTUS Elite S2 - 1960 — GTS4

1.Patrick HELLO
2.André GAHINET SEGOLEN

Lap	D	Time	Sector 1	Sector 2	Sector 3	Kph	Elapsed
1	1	8:07.015	1:14.022	3:10.917	3:42.076	100.7	10:20.249
2	1	7:40.051	1:11.345	2:55.758	3:32.948	106.6	18:00.300
3	1	7:33.093	1:10.183	2:54.240	3:28.670	108.3	25:33.393
4	1	7:24.104	1:09.273	2:54.002	3:20.829	110.5	32:57.497
5	1	7:36.580 B	1:07.214	2:52.014	3:37.352	107.5	40:34.077

62 — LOTUS XV - 1959 — TSRC4B

1.David COOKE

Lap	D	Time	Sector 1	Sector 2	Sector 3	Kph	Elapsed
1	1	6:02.657	1:04.206	2:13.785	2:44.666	135.3	7:01.248
2	1	5:30.962	52.037	2:01.322	2:37.603	148.2	12:32.210
3	1	5:53.685 B	54.361	2:11.245	2:48.079	138.7	18:25.895

63 — TRIUMPH TR3 S - 1959 — GTS6

1.John SYKES
2.Claude DUBOIS
3.Barry SIDERY-SMITH
4.Chris RYAN

Lap	D	Time	Sector 1	Sector 2	Sector 3	Kph	Elapsed
1	1	6:50.100	1:09.414	2:29.497	3:11.189	119.6	8:34.740
2	1	6:15.133	59.892	2:22.865	2:52.376	130.8	14:49.873
3	1	6:15.473	57.273	2:20.769	2:57.431	130.7	21:05.346
4	1	6:52.426 B	1:01.261	2:25.023	3:26.142	119.0	27:57.772

RICHARD MILLE EFG Sarthe J.D Classics MOTUL Clear Channel ALAIN FIGARET Le Point ARTCURIAL Motorcars JAGUAR Ford PORSCHE NOSTALGIE

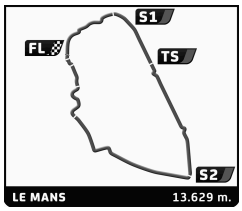

PLATEAU 3 - GRID 3

LE MANS CLASSIC 2016

NIGHT SESSION

Analysis

Personal Best | Session Best | B Crossing the finish line in pit lane

64

1.Vincent GLEYZE
2.Olivier MONOT

CHEVROLET Corvette C1 - 1958
GTS7

Lap	D	Time	Sector 1	Sector 2	Sector 3	Kph	Elapsed
1	1	7:20.253	1:13.500	2:43.128	3:23.625	111.4	9:09.345
2	1	6:59.631	1:06.035	2:32.590	3:21.006	116.9	16:08.976
3	1	7:05.483 B	1:05.801	2:32.900	3:26.782	115.3	23:14.459
4	1	8:23.081	2:51.776	2:29.607	3:01.698	97.5	31:37.540
5	1	6:24.481	1:01.502	2:23.285	2:59.694	127.6	38:02.021

65

1.Alex DE REGUERO
2.Antonio GUTIERREZ QUIROS

PORSCHE 356 A 1600 Speedster - 1957
GTS5

Lap	D	Time	Sector 1	Sector 2	Sector 3	Kph	Elapsed
1	1	7:42.640	1:20.065	2:53.397	3:29.178	106.1	9:35.205
2	1	7:11.430	1:09.145	2:40.474	3:21.811	113.7	16:46.635
3	1	7:15.633 B	1:05.624	2:39.134	3:30.875	112.6	24:02.268
4	1	8:38.549	2:41.648	2:40.712	3:16.189	94.6	32:40.817
5	1	6:52.263	1:03.464	2:36.531	3:12.268	119.0	39:33.080

66

1.David GRAUS
2.Ivan VERCOUTERE
3.Alexander AMES

OSCA 1600 GT Zagato - 1960
GTS5

Lap	D	Time	Sector 1	Sector 2	Sector 3	Kph	Elapsed
1	1	8:28.323			3:50.784	96.5	10:28.173
2	1	7:51.032 B	1:13.587	2:50.144	3:47.301	104.2	18:19.205
3	1	8:25.840	1:56.864	2:52.373	3:36.603	97.0	26:45.045
4	1	7:40.359 B			3:45.724	106.6	34:25.404

67

1.Marios PELETIES
2.Thanos MICHAELIDES

LOTUS Elite - 1960
GTS4

Lap	D	Time	Sector 1	Sector 2	Sector 3	Kph	Elapsed
1	1	7:40.313	1:20.382	2:51.353	3:28.578	106.6	8:51.647
2	1	7:27.627 B	1:09.334	2:43.624	3:34.669	109.6	16:19.274
3	1	8:23.140	2:37.529	2:32.718	3:12.893	97.5	24:42.414
4	1	6:41.709	1:04.592	2:30.546	3:06.571	122.1	31:24.123
5	1	6:41.017	1:06.511	2:29.405	3:05.101	122.3	38:05.140

68

1.Rob BARFF

LOTUS XV - 1959
TSRC4B

Lap	D	Time	Sector 1	Sector 2	Sector 3	Kph	Elapsed
1	1	5:35.015	53.344	2:01.406	2:40.265	146.5	5:55.508
2	1	5:24.618	52.558	2:00.132	2:31.928	151.1	11:20.126
3	1	5:54.491 B	49.625	2:01.796	3:03.070	138.4	17:14.617
4	1	8:52.305	4:23.149	1:58.012	2:31.144	92.2	26:06.922
5	1	5:08.268	49.478	1:56.361	2:22.429	159.2	31:15.190
6	1	5:57.833 B	52.297	2:02.647	3:02.889	137.1	37:13.023

69

1.Hubert GODEFROY
2.Pierre DUPRAT

DB HBR5 Coach - 1958
GTS3

Lap	D	Time	Sector 1	Sector 2	Sector 3	Kph	Elapsed
1	1	7:49.818	1:10.468	3:03.662	3:35.688	104.4	8:56.643
2	1	7:29.891	1:08.094	2:47.615	3:34.182	109.1	16:26.534
3	1	7:45.789 B	1:06.817	2:49.538	3:49.434	105.3	24:12.323
4	1	9:34.143	3:12.619	2:56.073	3:25.451	85.5	33:46.466
5	1	7:09.961	1:08.645	2:44.799	3:16.517	114.1	40:56.427

70

1.Laurent PAULUS

MG A - 1959
GTS5

Lap	D	Time	Sector 1	Sector 2	Sector 3	Kph	Elapsed
1	1	7:02.522	1:10.397	2:41.548	3:10.577	116.1	8:36.855
2	1	6:29.282	1:01.029	2:25.983	3:02.270	126.0	15:06.137
3	1	6:23.135	1:01.491	2:25.432	2:56.212	128.1	21:29.272
4	1	6:25.837	59.401	2:25.344	3:01.092	127.2	27:55.109
5	1	6:15.652	59.747	2:24.479	2:51.426	130.6	34:10.761
6	1	6:32.919 B	58.748	2:27.875	3:06.296	124.9	40:43.680

71

1.Stéphane GUYOT-SIONNEST
2.Amaury LATHAM
3.Franck LAGORCE

TRIUMPH TR3 A - 1959
GTS6

Lap	D	Time	Sector 1	Sector 2	Sector 3	Kph	Elapsed
1	1	7:00.397	1:04.182	2:36.446	3:19.769	116.7	9:14.595
2	1	6:43.961	1:03.818	2:31.130	3:09.013	121.5	15:58.556
3	1	6:30.473	1:00.648	2:30.061	2:59.764	125.7	22:29.029
4	1	6:38.286 B	1:00.305	2:27.955	3:10.026	123.2	29:07.315

72

1.Robi BERNBERG
2.Paul UGO

DEEP SANDERSON 301 - 1961
GTS4

Lap	D	Time	Sector 1	Sector 2	Sector 3	Kph	Elapsed
1	1	6:41.560	1:06.049	2:30.589	3:04.922	122.2	7:04.871
2	1	6:37.147 B	1:03.432	2:24.715	3:09.000	123.5	13:42.018
3	1	8:11.088	2:39.635	2:28.326	3:03.127	99.9	21:53.106
4	1	6:25.651	59.924	2:27.386	2:58.341	127.2	28:18.757
5	1	6:19.961	59.033	2:21.981	2:58.947	129.1	34:38.718
6	1	6:41.866 B	59.676	2:25.878	3:16.312	122.1	41:20.584

73

1.Tristan BRADFIELD
2.Richard EVANS

SUNBEAM ALPINE LE MANS - 1961
GTS5

Lap	D	Time	Sector 1	Sector 2	Sector 3	Kph	Elapsed
1	1	6:21.605	59.998	2:24.624	2:56.983	128.6	6:53.566
2	1	6:24.522 B	58.839	2:21.247	3:04.436	127.6	13:18.088
3	1	9:21.390	3:46.408	2:29.714	3:05.268	87.4	22:39.478
4	1	6:28.888	1:02.107	2:25.735	3:01.046	126.2	29:08.366
5	1	6:29.237	1:00.603	2:26.012	3:02.622	126.1	35:37.603

74

1.Mark SHEARS
2.Graham COLES
3.Simon GURNEY

MORGAN +4 Super Sport - 1961
GTS11

Lap	D	Time	Sector 1	Sector 2	Sector 3	Kph	Elapsed
1	1	7:24.352	1:09.696	2:57.183	3:17.473	110.4	8:39.102
2	1	6:44.262	1:01.358	2:30.277	3:12.627	121.4	15:23.364
3	1	6:44.797 B	1:00.474	2:25.530	3:18.793	121.2	22:08.161
4	1	7:35.846	2:17.479	2:19.827	2:58.540	107.6	29:44.007
5	1	6:04.996	57.439	2:14.411	2:53.146	134.4	35:49.003

75

1.John YOUNG

LOTUS Elite - 1962
GTS4

Lap	D	Time	Sector 1	Sector 2	Sector 3	Kph	Elapsed
1	1	6:27.106	1:02.071	2:24.265	3:00.770	126.7	6:47.927
2	1	6:10.848	58.033	2:16.958	2:55.857	132.3	12:58.775
3	1	6:05.454	57.636	2:16.127	2:51.691	134.3	19:04.229
4	1	6:04.079	57.680	2:16.839	2:49.560	134.8	25:08.308
5	1	6:02.406	57.186	2:15.704	2:49.516	135.4	31:10.714
6	1	6:01.707	55.807	2:15.142	2:50.758	135.6	37:12.421

RICHARD MILLE
EFG
Le Point
ARTCURIAL //Motorcars
JAGUAR
MOTUL
Clear Channel
ALAIN FIGARET
NOSTALGIE

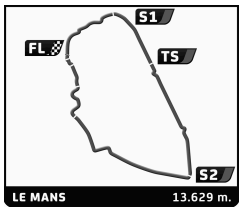

PLATEAU 3 - GRID 3

LE MANS CLASSIC 2016

NIGHT SESSION

Analysis

Personal Best | Session Best | **B** Crossing the finish line in pit lane

Lap	D	Time	Sector 1	Sector 2	Sector 3	Kph	Elapsed	Lap	D	Time	Sector 1	Sector 2	Sector 3	Kph	Elapsed