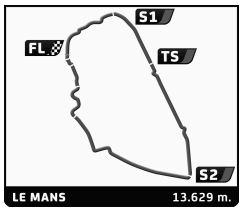

PLATEAU 1 - GRID 1

LE MANS CLASSIC 2016

NIGHT SESSION

Analysis

Personal Best | Session Best | **B** Crossing the finish line in pit lane

1

BENTLEY 4,5l Le Mans - 1926

1.Pascal BEHR

OS4

Lap	D	Time	Sector 1	Sector 2	Sector 3	Kph	Elapsed
1	1	7:46.510	1:14.078	2:54.263	3:38.169	105.2	8:37.794
2	1	7:51.192	1:12.409	2:57.365	3:41.418	104.1	16:28.986
3	1	7:44.716	1:13.467	2:53.143	3:38.106	105.6	24:13.702
4	1	7:44.341	1:13.804	2:53.182	3:37.355	105.7	31:58.043
5	1	7:41.563	1:11.657	2:51.678	3:38.228	106.3	39:39.606

2

TALBOT LAGO Ex Monoplace décalée - 1939

1.Christian TRABER

2.Spencer TRENERY

OS8

Lap	D	Time	Sector 1	Sector 2	Sector 3	Kph	Elapsed
1	1	6:45.828	1:08.297	2:33.418	3:04.113	120.9	7:54.873
2	1	6:34.426	1:03.126	2:26.339	3:04.961	124.4	14:29.299
3	1	6:51.244 B	1:03.602	2:28.352	3:19.290	119.3	21:20.543
4	1	6:57.904	1:49.629	2:17.201	2:51.074	117.4	28:18.447
5	1	6:02.193	57.616	2:15.559	2:49.018	135.5	34:20.640
6	1	7:03.064 B	1:03.550	2:36.288	3:23.226	116.0	41:23.704

4

TALBOT 105 - 1934

1.Michael HINDERER

2.Peter HINDERER

3.Martin STRETTON

OS7

Lap	D	Time	Sector 1	Sector 2	Sector 3	Kph	Elapsed
1	1	7:40.347	1:12.204	3:02.234	3:25.909	106.6	9:22.512
2	1	7:14.384	1:08.016	2:44.635	3:21.733	113.0	16:36.896
3	1	7:06.367	1:06.791	2:41.884	3:17.692	115.1	23:43.263
4	1	7:22.998	1:06.972	2:49.894	3:26.132	110.8	31:06.261
5	1	7:36.608	1:11.744	2:57.087	3:27.777	107.5	38:42.869

5

BMW 328 - 1938

1. PETER

2.Patrick SIMON

OS7

Lap	D	Time	Sector 1	Sector 2	Sector 3	Kph	Elapsed
1	1	8:04.122	1:18.862	3:13.041	3:32.219	101.3	9:23.527
2	1	7:14.317	1:09.029	2:43.379	3:21.909	113.0	16:37.844
3	1	6:54.509	1:06.352	2:36.654	3:11.503	118.4	23:32.353
4	1	7:38.019 B	1:05.696	2:45.788	3:46.535	107.1	31:10.372

6

BMW 328 - 1937

1.Mitchell GROSS

2.Denis BIGIONI

OS7

Lap	D	Time	Sector 1	Sector 2	Sector 3	Kph	Elapsed
1	1	8:01.826	1:14.349	3:03.208	3:44.269	101.8	10:08.882
2	1	7:38.265 B	1:15.730	2:41.230	3:41.305	107.1	17:47.147
3	1	8:40.228	2:10.751	2:53.572	3:35.905	94.3	26:27.375
4	1	7:37.865	1:12.462	2:49.628	3:35.775	107.2	34:05.240
5	1	7:43.783	1:13.213	2:50.023	3:40.547	105.8	41:49.023

8

MG MIDGET PA - 1935

1.Pierre JULIEN

OS5

Lap	D	Time	Sector 1	Sector 2	Sector 3	Kph	Elapsed
1	1	9:54.089	1:36.157	3:52.520	4:25.412	82.6	10:44.984
2	1	10:04.535 B	1:32.586	3:56.213	4:35.736	81.2	20:49.519

9

RALLY NCP - 1934

1.Jean-Marc HUYGHUES DESPOI

2.Jean-Paul DETROYES

OS6

Lap	D	Time	Sector 1	Sector 2	Sector 3	Kph	Elapsed
1	1	8:16.019	1:20.782	3:08.750	3:46.487	98.9	9:21.480
2	1	8:02.897	1:15.853	3:06.883	3:40.161	101.6	17:24.377
3	1	8:08.278 B	1:14.263	3:07.738	3:46.277	100.5	25:32.655
4	1	9:23.647	2:26.646	3:11.886	3:45.115	87.0	34:56.302

10

RILEY Brooklands - 1930

1.James POTTER

2.Ian STANDING

OS5

Lap	D	Time	Sector 1	Sector 2	Sector 3	Kph	Elapsed
1	1	7:32.888	1:11.646	2:56.892	3:24.350	108.3	8:19.682
2	1	7:21.403	1:08.387	2:52.056	3:20.960	111.2	15:41.085
3	1	7:43.058 B	1:07.891	2:53.055	3:42.112	106.0	23:24.143
4	1	9:07.941	2:50.489	2:52.817	3:24.635	89.5	32:32.084
5	1	7:22.397	1:10.104	2:52.764	3:19.529	110.9	39:54.481

11

BUGATTI T 43 GS - 1928

1.Lucas SLIJPEN

2.Christophe VIGNAUD

OS3

Lap	D	Time	Sector 1	Sector 2	Sector 3	Kph	Elapsed
1	1	8:05.022	1:18.731	3:02.764	3:43.527	101.2	9:49.815
2	1	7:55.180 B	1:11.532	2:53.963	3:49.685	103.3	17:44.995
3	1	11:52.382	4:50.336	3:10.065	3:51.981	68.9	29:37.377
4	1	7:57.799	1:15.060	3:01.574	3:41.165	102.7	37:35.176

12

BENTLEY 3 Litres - 1926

1.Hervé SARAZIN

OS4

Lap	D	Time	Sector 1	Sector 2	Sector 3	Kph	Elapsed
1	1	8:31.452	1:21.318	3:28.984	3:41.150	95.9	9:38.880
2	1	7:56.561	1:15.062	2:59.494	3:42.005	103.0	17:35.441
3	1	7:45.147	1:12.092	2:57.108	3:35.947	105.5	25:20.588
4	1	7:54.248	1:12.016	3:00.396	3:41.836	103.5	33:14.836
5	1	8:08.522	1:16.401	3:07.168	3:44.953	100.4	41:23.358

14

RILEY 9 h.p. Brooklands Speed Model - 1928

1.Ralf EMMERLING

OS1

Lap	D	Time	Sector 1	Sector 2	Sector 3	Kph	Elapsed
1	1	7:29.998	1:15.709	2:52.205	3:22.084	109.0	7:54.346
2	1	7:16.113	1:08.489	2:47.443	3:20.181	112.5	15:10.459
3	1	7:20.441	1:07.184	2:50.973	3:22.284	111.4	22:30.900
4	1	7:43.472 B	1:06.569	2:47.238	3:49.665	105.9	30:14.372

16

ASTON MARTIN 2 Litres Speed - 1937

1.Heinz STAMM

2.Peter DUBSKY

OS7

Lap	D	Time	Sector 1	Sector 2	Sector 3	Kph	Elapsed
1	1	7:38.158	1:18.987	3:04.436	3:14.735	107.1	9:08.384
2	1	6:42.337	1:04.045	2:32.171	3:06.121	121.9	15:50.721
3	1	6:47.390	1:03.325	2:31.521	3:12.544	120.4	22:38.111
4	1	6:32.839	1:01.971	2:29.564	3:01.304	124.9	29:10.950
5	1	7:00.239 B	1:02.890	2:30.245	3:27.104	116.8	36:11.189

17

PEUGEOT 402 Darl'mat - 1938

1.Jean Marc BUSSOLINI

2.Julien BUSSOLINI

OS7

Lap	D	Time	Sector 1	Sector 2	Sector 3	Kph	Elapsed
1	1	9:04.809	1:31.204	3:30.625	4:02.980	90.1	11:08.265
2	1	9:07.556 B	1:19.376	3:36.671	4:11.509	89.6	20:15.821
3	1	13:04.808	5:20.832	3:36.066	4:07.910	62.5	33:20.629
4	1	8:25.566	1:21.468	3:15.430	3:48.668	97.0	41:46.195

18

ASTON MARTIN LM 2/4 - 1930

1.Peter KAPPELER

2.Eduard SCHORNO

OS6

Lap	D	Time	Sector 1	Sector 2	Sector 3	Kph	Elapsed
1	1	9:19.856 B	1:25.859	3:30.879	4:23.118	87.6	10:57.936
2	1	9:24.224	2:10.541	3:19.913	3:53.770	87.0	20:22.160
3	1	8:20.862	1:16.839	3:19.060	3:44.963	98.0	28:43.022
4	1	8:09.902	1:18.018	3:10.630	3:41.254	100.2	36:52.924

RICHARD MILLE EFG Sarthe J.D Classics MOTUL Clear Channel ALAIN FIGARET Le Point ARTCURIAL //Motorcars JAGUAR Ford PORSCHE NOSTALGIE

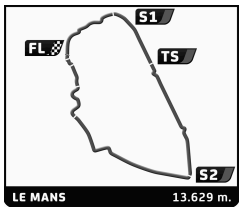

PLATEAU 1 - GRID 1

LE MANS CLASSIC 2016

NIGHT SESSION

Analysis

Personal Best | Session Best | **B** Crossing the finish line in pit lane

19
1.Thierry CHANOINE — RILEY TT Sprite - 1935 — OS6

Lap	D	Time	Sector 1	Sector 2	Sector 3	Kph	Elapsed
1	1	7:53.870	1:15.617	3:04.562	3:33.691	103.5	9:28.583
2	1	7:44.343	1:11.685	2:56.692	3:35.966	105.7	17:12.926
3	1	7:40.472	1:11.446	2:54.567	3:34.459	106.6	24:53.398
4	1	7:44.725 B	1:10.436	2:51.412	3:42.877	105.6	32:38.123
5	1	9:27.726	3:00.190	2:55.775	3:31.761	86.4	42:05.849

20
1.Anthony SCHRAUWEN
2.Michel VERLIEFDEN — SINGER Le Mans speed special - 1936 — OS6

Lap	D	Time	Sector 1	Sector 2	Sector 3	Kph	Elapsed
1	1	7:43.825	1:16.162	2:59.082	3:28.581	105.8	8:43.759
2	1	7:40.140 B	1:10.297	2:54.288	3:35.555	106.6	16:23.899

21
1.Pierre MELLINGER
2.Tommaso GELMINI — ALFA ROMEO 6C 2500 SS - 1938 — OS7

Lap	D	Time	Sector 1	Sector 2	Sector 3	Kph	Elapsed
1	1	9:09.720	1:26.288	3:32.379	4:11.053	89.3	10:31.614
2	1	9:25.008 B	1:24.947	3:31.929	4:28.132	86.8	19:56.622

22
1.David MORRIS
2.Paddins DOWLING
3.Stephen CURTIS — MG Magnette K3 - 1934 — OS5

Lap	D	Time	Sector 1	Sector 2	Sector 3	Kph	Elapsed
1	1	7:34.150	1:14.552	2:56.550	3:23.048	108.0	8:25.697
2	1	7:25.068 B	1:06.574	2:46.786	3:31.708	110.2	15:50.765
3	1	9:11.367	2:48.613	2:58.750	3:24.004	89.0	25:02.132
4	1	7:18.362	1:10.206	2:45.686	3:22.470	111.9	32:20.494
5	1	7:15.871	1:07.866	2:46.263	3:21.742	112.6	39:36.365

23
1.Paul CHASE-GARDENER
2.David ALLEN — ASTON MARTIN 2 Litres Speed - 1937 — OS7

Lap	D	Time	Sector 1	Sector 2	Sector 3	Kph	Elapsed
1	1	7:19.300	1:08.770	2:51.857	3:18.673	111.7	9:15.969
2	1	6:52.198	1:05.448	2:33.633	3:13.117	119.0	16:08.167
3	1	6:58.448 B	1:05.180	2:35.234	3:18.034	117.3	23:06.615
4	1	8:31.024	2:41.947	2:35.518	3:13.559	96.0	31:37.639
5	1	6:57.992	1:05.476	2:38.129	3:14.387	117.4	38:35.631

25
1. RICCI
2.Frederic STOESSER — BMW 328 - 1938 — OS7

Lap	D	Time	Sector 1	Sector 2	Sector 3	Kph	Elapsed
1	1	8:28.328	1:19.107	3:14.336	3:54.885	96.5	10:16.530
2	1	7:44.928	1:15.374	2:53.876	3:35.678	105.5	18:01.458
3	1	7:36.910	1:13.964	2:49.146	3:33.800	107.4	25:38.368
4	1	7:38.769	1:13.587	2:51.145	3:34.037	106.9	33:17.137
5	1	7:42.570	1:14.504	2:52.467	3:35.599	106.1	40:59.707

26
1.Patrick GRUAU
2.Jean-Luc GAIGNARD — MG PA - 1934 — OS5

Lap	D	Time	Sector 1	Sector 2	Sector 3	Kph	Elapsed
1	1	8:38.977	1:24.380	3:19.916	3:54.681	94.5	10:32.025
2	1	8:14.182	1:16.889	3:13.576	3:43.717	99.3	18:46.207
3	1	8:17.409	1:16.579	3:14.865	3:45.965	98.6	27:03.616
4	1	8:13.266	1:16.127	3:10.092	3:47.047	99.5	35:16.882

27
1.François COINTREAU
2.Olivier du BOUCHERON
3.Patrice COUSSEAU
4.Guillaume LE METAYER — BUGATTI 51 - 1932 — OS7

Lap	D	Time	Sector 1	Sector 2	Sector 3	Kph	Elapsed
1	1	7:39.955	1:10.653	3:04.509	3:24.793	106.7	9:47.370
2	1	7:14.793	1:07.518	2:44.768	3:22.507	112.8	17:02.163
3	1	7:07.712	1:07.999	2:42.060	3:17.653	114.7	24:09.875
4	1	7:13.277	1:05.956	2:46.603	3:20.718	113.2	31:23.152
5	1	7:26.986 B	1:06.190	2:46.466	3:34.330	109.8	38:50.138

29
1.Vincent ALLARDET — RILEY TT Sprite - 1934 — OS6

Lap	D	Time	Sector 1	Sector 2	Sector 3	Kph	Elapsed
1	1	9:11.290 B	1:24.797	3:30.141	4:16.352	89.0	11:05.342
2	1	10:57.696	3:32.962	3:29.917	3:54.817	74.6	22:03.038
3	1	8:32.335	1:17.616	3:24.667	3:50.052	95.8	30:35.373
4	1	8:36.911	1:16.150	3:26.213	3:54.548	94.9	39:12.284

30
1.Arnaud GRAIGNIC
2.Philippe BRUNNER — BUGATTI 35 - 1925 — OS3

Lap	D	Time	Sector 1	Sector 2	Sector 3	Kph	Elapsed
1	1	7:22.652	1:15.706	2:49.385	3:17.561	110.8	8:21.004
2	1	7:27.780 B	1:09.672	2:46.440	3:31.668	109.6	15:48.784
3	1	8:36.675	2:27.117	2:51.450	3:18.108	95.0	24:25.459
4	1	7:21.011	1:09.395	2:52.126	3:19.490	111.3	31:46.470
5	1	7:08.449	1:05.723	2:48.688	3:14.038	114.5	38:54.919

31
1.Nick PELLETT — TALBOT AV 105 Alpine - 1931 — OS7

Lap	D	Time	Sector 1	Sector 2	Sector 3	Kph	Elapsed
1	1	7:20.576	1:09.829	2:49.536	3:21.211	111.4	7:59.089
2	1	7:14.720	1:07.692	2:45.587	3:21.441	112.9	15:13.809
3	1	7:23.824	1:07.145	2:46.700	3:29.979	110.5	22:37.633
4	1	7:27.014	1:08.016	2:48.014	3:30.984	109.8	30:04.647
5	1	7:44.980	1:12.625	2:57.376	3:34.979	105.5	37:49.627

32
1.Jonathan TURNER
2.William MEDCALF — BENTLEY 3 Litres Speed Model - 1925 — OS3

Lap	D	Time	Sector 1	Sector 2	Sector 3	Kph	Elapsed
1	1	8:07.200	1:18.739	3:07.225	3:41.236	100.7	10:04.232
2	1	8:04.710 B	1:15.794	3:02.716	3:46.200	101.2	18:08.942
3	1	9:41.560	2:49.260	3:07.967	3:44.333	84.4	27:50.502
4	1	7:54.612	1:14.030	3:03.050	3:37.532	103.4	35:45.114

33
1.Paul WYBROW
2.Gary WESTON
3.Martin DOHERTY — CITROËN C4 Roadster - 1932 — OS6

Lap	D	Time	Sector 1	Sector 2	Sector 3	Kph	Elapsed
1	1	9:48.139 B	1:29.961	3:40.893	4:37.285	83.4	10:50.514
2	1	10:53.982 B	2:28.075	3:46.766	4:39.141	75.0	21:44.496
3	1	10:49.077	2:32.725	3:40.580	4:35.772	75.6	32:33.573
4	1	9:51.016	1:35.471	3:43.721	4:31.824	83.0	42:24.589

34
1.Richard WADMAN
2.James HULBERT — ALVIS Speed Twenty SB - 1934 — OS7

Lap	D	Time	Sector 1	Sector 2	Sector 3	Kph	Elapsed
1	1	9:09.570 B	1:20.305	3:34.813	4:14.452	89.3	11:09.503
2	1	11:43.804	4:15.997	3:20.575	4:07.232	69.7	22:53.307
3	1	8:48.784	1:21.299	3:26.115	4:01.370	92.8	31:42.091
4	1	8:53.464 B	1:19.607	3:14.807	4:19.050	92.0	40:35.555

35
1.Robert LEWIS — LAGONDA V12 LE MANS - 1939 — OS8

Lap	D	Time	Sector 1	Sector 2	Sector 3	Kph	Elapsed
1	1	8:07.441	1:21.907	3:13.813	3:31.721	100.7	9:32.883
2	1	7:38.349	1:11.843	2:50.683	3:35.823	107.0	17:11.232
3	1	8:07.251 B	1:11.138	2:54.489	4:01.624	100.7	25:18.483

RICHARD MILLE
EFG
Sarthe
J.D Classics
MOTUL
Clear Channel
ALAIN FIGARET
Le Point
ARTCURIAL Motorcars
JAGUAR
Ford
PORSCHE
NOSTALGIE

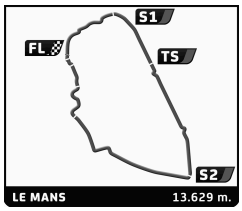

PLATEAU 1 - GRID 1
LE MANS CLASSIC 2016
NIGHT SESSION

Analysis

Personal Best | Session Best | **B** Crossing the finish line in pit lane

36
BMW 328 - 1938 — OS7
1.Brian RIVETT
2.Andrew MITCHELL

Lap	D	Time	Sector 1	Sector 2	Sector 3	Kph	Elapsed
1	1	7:06.351	1:14.884	2:40.087	3:11.380	115.1	7:32.177
2	1	7:15.594 B	1:08.014	2:38.075	3:29.505	112.6	14:47.771
3	1	8:21.641	2:12.884	2:38.681	3:30.076	97.8	23:09.412

37
DELAGE D6-70 SPECIAL - 1936 — OS7
1.Paul-Emile BESSADE

Lap	D	Time	Sector 1	Sector 2	Sector 3	Kph	Elapsed
1	1	7:21.426	1:14.263	2:46.303	3:20.860	111.1	7:46.351
2	1	7:14.460	1:09.090	2:40.632	3:24.738	112.9	15:00.811
3	1	7:16.824	1:09.047	2:41.778	3:25.999	112.3	22:17.635
4	1	7:13.324	1:09.014	2:41.580	3:22.730	113.2	29:30.959
5	1	8:02.188 B	1:13.460	2:56.839	3:51.889	101.8	37:33.147

38
LAGONDA Rapier - 1936 — OS7
1.Heiko OSTMANN
2.Horst SCHNEIDER

Lap	D	Time	Sector 1	Sector 2	Sector 3	Kph	Elapsed
1	1	8:38.687	1:23.717	3:19.542	3:55.428	94.6	10:26.768
2	1	7:53.691	1:17.715	2:59.333	3:36.643	103.6	18:20.459
3	1	8:22.957 B	1:12.107	3:02.289	4:08.561	97.6	26:43.416
4	1	9:59.981	3:20.209	3:02.395	3:37.377	81.8	36:43.397

39
MORGAN 4/4 TT Replica - 1937 — OS5
1.Adrien VAN DER KROFT
2.Richard PLANT

Lap	D	Time	Sector 1	Sector 2	Sector 3	Kph	Elapsed
1	1	7:46.511	1:17.358	2:54.983	3:34.170	105.2	8:43.308
2	1	7:39.811	1:10.428	2:55.742	3:33.641	106.7	16:23.119
3	1	7:36.594 B	1:09.469	2:52.170	3:34.955	107.5	23:59.713
4	1	9:00.395	2:51.707	2:47.642	3:21.046	90.8	33:00.108
5	1	7:12.685	1:07.420	2:47.187	3:18.078	113.4	40:12.793

40
INVICTA S Type - 1931 — OS8
1.Christopher BALL
2.Nick BALL

Lap	D	Time	Sector 1	Sector 2	Sector 3	Kph	Elapsed
1	1	6:49.592	1:08.600	2:34.392	3:06.600	119.8	7:22.189
2	1	6:57.561 B	1:05.910	2:28.621	3:23.030	117.5	14:19.750
3	1	8:18.125	2:45.210	2:28.209	3:04.706	98.5	22:37.875
4	1	6:24.482	1:01.160	2:24.389	2:58.933	127.6	29:02.357
5	1	6:29.050	1:01.828	2:27.901	2:59.321	126.1	35:31.407

41
BUGATTI 35 B - 1928 — OS3
1.Claude SOUBISE
2.Robert SALMON

Lap	D	Time	Sector 1	Sector 2	Sector 3	Kph	Elapsed
1	1	7:29.072	1:15.487	2:54.991	3:18.594	109.3	8:52.454
2	1	6:48.704	1:04.906	2:37.440	3:06.358	120.0	15:41.158
3	1	6:57.269	1:01.194	2:45.775	3:10.300	117.6	22:38.427
4	1	6:52.465	1:03.015	2:38.438	3:11.012	119.0	29:30.892
5	1	7:00.002	1:01.924	2:44.501	3:13.577	116.8	36:30.894

42
BMW 328 - 1938 — OS7
1.Jean-Jacques BALLY
2.Bertrand LESEUR

Lap	D	Time	Sector 1	Sector 2	Sector 3	Kph	Elapsed
1	1	8:07.493	1:21.983	3:12.565	3:32.945	100.6	9:23.064
2	1	7:16.692	1:14.974	2:41.479	3:20.239	112.4	16:39.756
3	1	7:07.264 B	1:07.791	2:34.703	3:24.770	114.8	23:47.020
4	1	8:45.124	2:49.882	2:36.933	3:18.309	93.4	32:32.144
5	1	6:51.663	1:09.215	2:32.377	3:10.071	119.2	39:23.807

43
ALFA ROMEO 8C 2300 - 1932 — OS7
1.Martin HALUSA
2.Alexander AMES
3.Nicola Von DOENHOFF
4.Lukas HALUSA

Lap	D	Time	Sector 1	Sector 2	Sector 3	Kph	Elapsed
1	1	7:16.573	1:09.450	2:52.692	3:14.431	112.4	9:06.181
2	1	6:32.895	1:02.651	2:31.523	2:58.721	124.9	15:39.076
3	1	6:31.013	1:00.294	2:29.729	3:00.990	125.5	22:10.089
4	1	6:23.726	1:01.139	2:23.701	2:58.886	127.9	28:33.815
5	1	6:27.906	1:01.143	2:29.398	2:57.365	126.5	35:01.721

44
ASTON MARTIN ULSTER - 1935 — OS6
1.Adam LINDEMANN
2.Robert BLAKEMORE

Lap	D	Time	Sector 1	Sector 2	Sector 3	Kph	Elapsed
1	1	7:34.561	1:13.449	2:57.892	3:23.220	107.9	9:13.879
2	1	7:08.793	1:06.179	2:45.404	3:17.210	114.4	16:22.672
3	1	7:09.188	1:06.384	2:44.213	3:18.591	114.3	23:31.860
4	1	7:09.705	1:06.689	2:44.163	3:18.853	114.2	30:41.565
5	1	7:06.137	1:05.925	2:41.858	3:18.354	115.1	37:47.702

45
TALBOT AV 105 Alpine - 1934 — OS8
1.Wilfried SCHAEFER
2.Florian BRANDT

Lap	D	Time	Sector 1	Sector 2	Sector 3	Kph	Elapsed
1	1	9:56.457	1:33.157	3:45.569	4:37.731	82.3	10:42.195
2	1	10:07.904	1:32.210	3:57.231	4:38.463	80.7	20:50.099
3	1	10:02.544	1:31.512	3:51.342	4:39.690	81.4	30:52.643
4	1	9:49.248	1:31.198	3:44.922	4:33.128	83.3	40:41.891

46
TALBOT 105 BGH 21 - 1934 — OS8
1.Julian BRONSON
2.Gareth BURNETT

Lap	D	Time	Sector 1	Sector 2	Sector 3	Kph	Elapsed
1	1	6:41.732	1:07.462	2:36.699	2:57.571	122.1	7:14.745
2	1	6:26.207	59.606	2:29.231	2:57.370	127.0	13:40.952
3	1	6:57.710 B	59.900	2:31.692	3:26.118	117.5	20:38.662

47
BENTLEY 4,5l Blower - 1929 — OS4
1.Jurgen ERNST

Lap	D	Time	Sector 1	Sector 2	Sector 3	Kph	Elapsed
1	1	8:29.926	1:27.668	3:07.883	3:54.375	96.2	10:04.150
2	1	7:48.821	1:19.148	2:49.625	3:40.048	104.7	17:52.971
3	1	7:49.212 B	1:16.595	2:45.792	3:46.825	104.6	25:42.183

48
TALBOT 90 - 1930 — OS3
1.Philip Nigel WILLS
2.John POLSON

Lap	D	Time	Sector 1	Sector 2	Sector 3	Kph	Elapsed
1	1	7:47.219	1:15.609	2:59.972	3:31.638	105.0	9:46.429
2	1	7:33.576	1:10.246	2:54.437	3:28.893	108.2	17:20.005
3	1	7:46.308 B	1:09.588	2:54.602	3:42.118	105.2	25:06.313
4	1	10:39.916	2:31.130	3:39.907	4:28.879	76.7	35:46.229

49
BENTLEY 4,5l Tourer - 1928 — OS4
1.Lars ROLNER

Lap	D	Time	Sector 1	Sector 2	Sector 3	Kph	Elapsed
1	1	7:49.627	1:14.647	3:00.849	3:34.131	104.5	8:45.078
2	1	8:05.869 B	1:10.843	2:57.338	3:57.688	101.0	16:50.947

51
BENTLEY 4,5l Tourer - 1928 — OS4
1.Nigel BATCHELOR
2.Katarina KYVALOVA

Lap	D	Time	Sector 1	Sector 2	Sector 3	Kph	Elapsed
1	1	7:39.325	1:17.253	2:53.999	3:28.073	106.8	8:42.454
2	1	7:55.857 B	1:10.685	2:54.950	3:50.222	103.1	16:38.311
3	1	11:26.847	4:24.072	3:07.330	3:55.445	71.4	28:05.158
4	1	8:25.159	1:17.381	3:08.320	3:59.458	97.1	36:30.317

RICHARD MILLE EFG Sarthe J.D Classics MOTUL Clear Channel ALAIN FIGARET Le Point ARTCURIAL Motorcars JAGUAR Ford PORSCHE NOSTALGIE

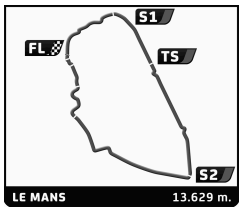

PLATEAU 1 - GRID 1

LE MANS CLASSIC 2016

NIGHT SESSION

Analysis

Personal Best | Session Best | **B** Crossing the finish line in pit lane

53

ASTON MARTIN ULSTER - 1935

1.Edward BRADLEY

OS6

Lap	D	Time	Sector 1	Sector 2	Sector 3	Kph	Elapsed
1	1	8:38.161	1:24.920	3:19.086	3:54.155	94.7	10:17.859
2	1	8:02.214	1:17.464	3:02.119	3:42.631	101.7	18:20.073
3	1	8:05.279	1:15.849	3:03.255	3:46.175	101.1	26:25.352
4	1	7:57.185	1:15.384	3:00.993	3:40.808	102.8	34:22.537
5	1	7:55.010	1:14.733	3:03.288	3:36.989	103.3	42:17.547

54

LAGONDA LG 45 - 1937

1.Martin BUGLER

OS8

Lap	D	Time	Sector 1	Sector 2	Sector 3	Kph	Elapsed
1	1	7:17.816	1:16.630	2:45.802	3:15.384	112.1	9:14.324
2	1	6:44.009 B	1:04.808	2:31.715	3:07.486	121.4	15:58.333
3	1	7:22.057 B	1:39.011	2:31.634	3:11.412	111.0	23:20.390

55

BENTLEY 4,5l Tourer - 1929

1.Paul CARTER
2.Nick SWIFT

OS4

Lap	D	Time	Sector 1	Sector 2	Sector 3	Kph	Elapsed
1	1	7:54.778	1:14.971	3:00.725	3:39.082	103.3	9:16.925
2	1	8:06.628 B	1:13.169	3:01.857	3:51.602	100.8	17:23.553
3	1	8:58.700	2:23.477	2:58.195	3:37.028	91.1	26:22.253
4	1	7:39.955	1:12.185	2:56.037	3:31.733	106.7	34:02.208
5	1	7:29.650	1:09.641	2:54.226	3:25.783	109.1	41:31.858

56

LAGONDA LG 45 - 1936

1.Richard REAY SMITH

OS8

Lap	D	Time	Sector 1	Sector 2	Sector 3	Kph	Elapsed
1	1	7:44.513	1:19.093	2:56.099	3:29.321	105.6	9:39.822
2	1	7:35.905 B	1:10.003	2:46.071	3:39.831	107.6	17:15.727
3	1	9:51.152 B	3:12.504	2:46.750	3:51.898	83.0	27:06.879
4	1	10:40.820	4:23.937	2:45.933	3:30.950	76.6	37:47.699

57

BENTLEY 4,5l Blower - 1929

1.Martin OVERINGTON
2.William GREEN

OS4

Lap	D	Time	Sector 1	Sector 2	Sector 3	Kph	Elapsed
1	1	7:16.640	1:13.650	2:45.379	3:17.611	112.4	8:18.704
2	1	7:25.998 B	1:07.162	2:44.365	3:34.471	110.0	15:44.702

58

BUGATTI 44 - 1929

1.Julien DUBRULLE
2.Guy DUBRULLE
3.Alain MARGUERITTE

OS3

Lap	D	Time	Sector 1	Sector 2	Sector 3	Kph	Elapsed
1	1	9:04.897 B	1:23.665	3:24.471	4:16.761	90.0	10:54.270
2	1	11:03.708	3:24.744	3:35.475	4:03.489	73.9	21:57.978
3	1	8:44.002	1:22.118	3:29.894	3:51.990	93.6	30:41.980
4	1	8:28.908	1:19.100	3:22.246	3:47.562	96.4	39:10.888

59

BMW 328 - 1939

1.Paul GRANT
2.Erik STAES

OS7

Lap	D	Time	Sector 1	Sector 2	Sector 3	Kph	Elapsed
1	1	7:50.091	1:17.959	2:59.675	3:32.457	104.4	9:44.710
2	1	7:34.149	1:09.415	2:54.438	3:30.296	108.0	17:18.859
3	1	7:46.491 B	1:09.667	2:52.687	3:44.137	105.2	25:05.350
4	1	9:14.463	2:57.508	2:50.663	3:26.292	88.5	34:19.813
5	1	7:23.689	1:08.615	2:47.446	3:27.628	110.6	41:43.502

60

MORGAN 42464 - 1937

1.Simon KING
2.Philip ST CLAIR TISDALL

OS5

Lap	D	Time	Sector 1	Sector 2	Sector 3	Kph	Elapsed
1	1	8:13.453 B	1:16.313	3:13.178	3:43.962	99.4	9:25.062
2	1	9:46.030 B	2:03.422	3:32.368	4:10.240	83.7	19:11.092

61

ALFA ROMEO 8C Monza - 1932

1.Hugues BAUDON

OS7

Lap	D	Time	Sector 1	Sector 2	Sector 3	Kph	Elapsed
1	1	7:57.791	1:23.393	3:07.768	3:26.630	102.7	9:25.503
2	1	7:23.333	1:12.994	2:38.679	3:31.660	110.7	16:48.836
3	1	8:00.782 B	1:11.958	2:56.376	3:52.448	102.1	24:49.618

62

RILEY TT Sprite - 1935

1.Thierry CHANOINE
2.Marc André SCHYRR
3.Michel PLAISANT

OS7

Lap	D	Time	Sector 1	Sector 2	Sector 3	Kph	Elapsed
1	1	8:20.204	1:22.127	3:08.808	3:49.269	98.1	9:14.243
2	1	8:43.151 B	1:19.240	3:15.346	4:08.565	93.8	17:57.394
3	1	10:49.846	3:03.754	3:36.512	4:09.580	75.5	28:47.240
4	1	9:08.097	1:21.856	3:35.935	4:10.306	89.5	37:55.337

65

SINGER Savoye Special - 1935

1.Rahim AGA KHAN
2.Andrew PRILL
3.Richard CLARK

OS5

Lap	D	Time	Sector 1	Sector 2	Sector 3	Kph	Elapsed
1	1	9:37.188	1:28.559	3:49.617	4:19.012	85.0	10:55.292
2	1	9:45.746	1:25.551	3:55.746	4:24.449	83.8	20:41.038
3	1	9:57.138 B	1:25.957	3:40.137	4:51.044	82.2	30:38.176
4	1	11:57.927	3:52.215	3:45.256	4:20.456	68.3	42:36.103

67

MORGAN 42464 - 1937

1.Leigh SEBBA
2.Peter COLE

OS5

Lap	D	Time	Sector 1	Sector 2	Sector 3	Kph	Elapsed
1	1	9:31.708	1:26.166	3:46.016	4:19.526	85.8	10:42.274

68

TALBOT 105 - 1933

1.Peter NEUMARK
2.Andrew HALL

OS8

Lap	D	Time	Sector 1	Sector 2	Sector 3	Kph	Elapsed
1	1	7:14.038 B	1:08.528	2:39.539	3:25.971	113.0	7:50.251
2	1	8:42.836 B	2:28.432	2:44.588	3:29.816	93.8	16:33.087
3	1	8:12.816	2:24.295	2:39.140	3:09.381	99.6	24:45.903
4	1	7:00.966 B	1:02.389	2:33.400	3:25.177	116.6	31:46.869

70

INVICTA S Type - 1931

1.Trevor SWETE

OS8

Lap	D	Time	Sector 1	Sector 2	Sector 3	Kph	Elapsed
1	1	7:35.347	1:19.136	2:58.178	3:18.033	107.8	9:04.302
2	1	6:42.308	1:03.722	2:34.731	3:03.855	122.0	15:46.610
3	1	6:43.570	1:03.031	2:30.562	3:09.977	121.6	22:30.180
4	1	6:34.311	1:03.605	2:30.852	2:59.854	124.4	29:04.491
5	1	6:28.812	1:02.835	2:26.313	2:59.664	126.2	35:33.303

RICHARD MILLE
EFG
Sarthe
J.D Classics
MOTUL
Clear Channel
ALAIN FIGARET
Le Point
ARTCURIAL //Motorcars
JAGUAR
Ford
PORSCHE
NOSTALGIE