GRAND PRIX DE L'AGE D'OR

CLASSIC ENDURANCE RACING

2016 INTERNATIONAL SERIES

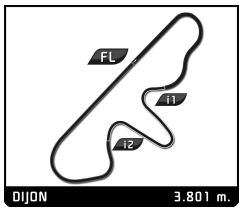

CLASSIC ENDURANCE RACING 2

GRAND PRIX DE L'AGE D'OR

QUALIFYING

Analysis

Personal Best | Session Best | **B** Crossing the finish line in pit lane

2 — 1.Frédéric DA ROCHA — LOLA T298 BMW — PROTO 2

Lap	D	Time	Sector 1	Sector 2	Sector 3	Kph	Elapsed
1	1	2:24.168	1:11.487	36.574	36.107	94.9	2:24.168
2	1	1:29.963	25.513	31.824	32.626	152.1	3:54.131
3	1	1:25.035	23.301	30.777	30.957	160.9	5:19.166
4	1	18:50.576 B	23.114	30.596	...	12.1	24:09.742

7 — 1.Jean LEGRAS, 2.Jean-Philippe DEBRIE — CHEVRON B21 BDG — PROTO 2

Lap	D	Time	Sector 1	Sector 2	Sector 3	Kph	Elapsed
1	1	2:42.176	1:17.737	42.552	41.887	84.4	2:42.176
2	1	1:42.284	29.702	36.188	36.394	133.8	4:24.460
3	1	1:37.108	27.194	34.800	35.114	140.9	6:01.568
4	1	4:45.154 B	27.244	34.354	3:43.556	48.0	10:46.722
5	1	1:42.075	33.921	33.360	34.794	134.1	12:28.797
6	1	1:32.626	25.440	32.309	34.877	147.7	14:01.423
7	1	1:34.365	25.977	33.254	35.134	145.0	15:35.788
8	1	1:34.359	25.258	32.866	36.235	145.0	17:10.147
9	1	1:33.053	25.491	32.559	35.003	147.1	18:43.200
10	1	1:32.698	25.560	33.375	33.763	147.6	20:15.898
11	1	1:31.465	25.492	32.825	33.148	149.6	21:47.363
12	1	1:30.876	25.439	32.812	32.625	150.6	23:18.239
13	1	1:31.738	24.941	32.847	33.950	149.2	24:49.977
14	1	1:32.894	25.688	33.253	33.953	147.3	26:22.871
15	1	1:28.560	24.732	31.632	32.196	154.5	27:51.431
16	1	4:18.854 B	25.436	32.529	3:20.889	52.9	32:10.285
17	1	1:47.012	35.460	35.776	35.776	127.9	33:57.297
18	1	1:34.519	26.546	34.036	33.937	144.8	35:31.816
19	1	1:37.811	28.054	35.642	34.115	139.9	37:09.627
20	1	1:37.782	27.048	34.862	35.872	139.9	38:47.409
21	1	1:35.682	27.520	33.708	34.454	143.0	40:23.091
22	1	1:35.165	26.541	34.477	34.147	143.8	41:58.256
23	1	1:36.384	26.595	35.279	34.510	142.0	43:34.640
24	1	1:35.782	27.291	33.667	34.824	142.9	45:10.422

12 — 1.Charles VEILLARD — BMW 320i Gr.5 — GT2

Lap	D	Time	Sector 1	Sector 2	Sector 3	Kph	Elapsed
1	1	2:11.109	54.108	39.437	37.564	104.4	2:11.109
2	1	1:37.364	27.387	34.827	35.150	140.5	3:48.473
3	1	1:37.330	26.667	35.413	35.250	140.6	5:25.803
4	1	3:35.591 B	26.476	34.814	2:34.301	63.5	9:01.394
5	1	1:47.986	35.315	36.871	35.800	126.7	10:49.380
6	1	1:39.491	26.470	36.780	36.241	137.5	12:28.871
7	1	1:36.917	26.350	35.739	34.828	141.2	14:05.788
8	1	1:34.863	25.806	34.408	34.649	144.2	15:40.651
9	1	1:34.685	25.986	34.029	34.670	144.5	17:15.336
10	1	3:49.340 B	25.940	36.010	2:47.390	59.7	21:04.676
11	1	1:50.035	37.539	36.548	35.948	124.4	22:54.711
12	1	1:36.667	26.546	35.474	34.647	141.6	24:31.378
13	1	1:33.561	25.733	33.809	34.019	146.3	26:04.939
14	1	1:33.298	25.670	33.958	33.670	146.7	27:38.237
15	1	1:35.187	25.564	34.777	34.846	143.8	29:13.424
16	1	4:22.572 B	25.565	37.527	3:19.480	52.1	33:35.996
17	1	1:48.614	37.079	36.217	35.318	126.0	35:24.610
18	1	1:34.793	26.006	34.293	34.494	144.4	36:59.403
19	1	1:33.492	25.858	33.787	33.847	146.4	38:32.895
20	1	1:32.362	25.340	33.510	33.512	148.2	40:05.257
21	1	1:37.096	25.673	35.580	35.843	140.9	41:42.353
22	1	1:41.669	26.539	36.822	38.308	134.6	43:24.022
23	1	1:48.231	28.426	38.267	41.538	126.4	45:12.253

17 — 1.Patrice LAFARGUE — LOLA T298 BMW — PROTO 2

Lap	D	Time	Sector 1	Sector 2	Sector 3	Kph	Elapsed
1	1	20:00.077 B	2:01.687	34.395	...	11.4	20:00.077
2	1	1:38.433	33.127	34.048	31.258	139.0	21:38.510
3	1	1:21.192	22.150	29.254	29.788	168.5	22:59.702
4	1	8:06.420 B	26.215	34.397	7:05.808	28.1	31:06.122
5	1	1:34.107	31.479	31.924	30.704	145.4	32:40.229
6	1	1:20.323	22.141	29.111	29.071	170.4	34:00.552
7	1	1:21.080	22.231	29.411	29.438	168.8	35:21.632
8	1	1:25.332	23.599	30.865	30.868	160.4	36:46.964
9	1	1:20.569	22.019	29.383	29.167	169.8	38:07.533
10	1	1:31.426	26.706	34.648	30.072	149.7	39:38.959
11	1	1:20.624	21.881	29.741	29.002	169.7	40:59.583
12	1	1:20.513	22.073	29.509	28.931	170.0	42:20.096
13	1	1:41.115	26.108	36.957	38.050	135.3	44:01.211

18 — 1.Paul LAFARGUE — LOLA T298 BMW — PROTO 2

Lap	D	Time	Sector 1	Sector 2	Sector 3	Kph	Elapsed
1	1	2:21.437	1:06.477	39.167	35.793	96.7	2:21.437
2	1	1:33.560	24.703	31.517	37.340	146.3	3:54.997
3	1	1:26.254	23.572	31.586	31.096	158.6	5:21.251
4	1	1:26.494	23.677	31.207	31.610	158.2	6:47.745
5	1	4:44.905 B	23.876	33.315	3:47.714	48.0	11:32.650
6	1	1:36.022	32.708	32.306	31.008	142.5	13:08.672
7	1	1:24.712	23.375	31.012	30.325	161.5	14:33.384
8	1	1:25.010	23.206	30.544	31.260	161.0	15:58.394
9	1	1:24.082	23.451	30.462	30.169	162.7	17:22.476
10	1	1:24.358	23.022	30.721	30.615	162.2	18:46.834
11	1	1:24.429	22.906	31.285	30.238	162.1	20:11.263
12	1	1:24.565	23.802	30.421	30.342	161.8	21:35.828
13	1	1:22.679	22.761	29.990	29.928	165.5	22:58.507
14	1	8:14.051 B	26.881	36.039	7:11.131	27.7	31:12.558
15	1	1:41.841	38.258	32.724	30.859	134.4	32:54.399
16	1	1:34.094	22.762	38.158	33.174	145.4	34:28.493
17	1	1:24.212	23.110	30.384	30.718	162.5	35:52.705
18	1	1:23.727	22.834	30.282	30.611	163.4	37:16.432
19	1	1:23.273	22.674	30.714	29.885	164.3	38:39.705

23 — 1.Martin O'CONNELL — CHEVRON B23 DFV — PROTO 2

Lap	D	Time	Sector 1	Sector 2	Sector 3	Kph	Elapsed
1	1	14:59.867 B	55.834	34.427	...	15.2	14:59.867
2	1	1:35.941	34.167	31.984	29.790	142.6	16:35.808
3	1	1:21.404	22.257	29.498	29.649	168.1	17:57.212
4	1	11:22.041 B	27.187	38.411	...	20.1	29:19.253
5	1	2:01.673	40.538	40.810	40.325	112.5	31:20.926
6	1	1:51.017	31.920	39.329	39.768	123.3	33:11.943

26 — 1.Claude LE JEAN, 2.Lucien ROSSIAUD — CHEVRON B36 — PROTO 2

Lap	D	Time	Sector 1	Sector 2	Sector 3	Kph	Elapsed
1	1	2:24.007	1:08.679	38.307	37.021	95.0	2:24.007
2	1	1:39.726	27.515	34.743	37.468	137.2	4:03.733
3	1	1:37.985	26.633	34.689	36.663	139.6	5:41.718

EFG MOTUL ZENITH

GRAND PRIX DE L'AGE D'OR

CLASSIC ENDURANCE RACING

2016 INTERNATIONAL SERIES

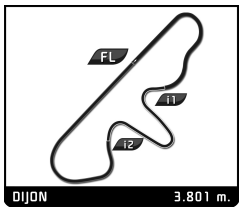

CLASSIC ENDURANCE RACING 2

GRAND PRIX DE L'AGE D'OR

QUALIFYING

Analysis

Personal Best | Session Best | B Crossing the finish line in pit lane

Lap	D	Time	Sector 1	Sector 2	Sector 3	Kph	Elapsed
4	1	1:38.170	26.679	33.944	37.547	139.4	7:19.888
5	1	3:24.536 B	26.185	34.190	2:24.161	66.9	10:44.424
6	1	1:41.836	33.681	33.511	34.644	134.4	12:26.260
7	1	1:33.481	26.455	33.256	33.770	146.4	13:59.741
8	1	1:34.368	25.669	34.833	33.866	145.0	15:34.109
9	1	4:21.408 B	25.801	33.224	3:22.383	52.3	19:55.517
10	1	1:49.740	39.662	35.168	34.910	124.7	21:45.257
11	1	1:31.640	25.726	33.118	32.796	149.3	23:16.897
12	1	1:32.699	25.473	32.824	34.402	147.6	24:49.596
13	1	1:32.797	25.862	33.138	33.797	147.5	26:22.393
14	1	1:34.682	26.694	33.296	34.692	144.5	27:57.075
15	1	1:34.027	26.077	33.980	33.970	145.5	29:31.102
16	1	1:34.937	26.949	34.137	33.851	144.1	31:06.039

27 1.Ludovic CARON — CHEVRON B31 BDG — PROTO 2

Lap	D	Time	Sector 1	Sector 2	Sector 3	Kph	Elapsed
1	1	2:41.306	1:24.858	36.543	39.905	84.8	2:41.306
2	1	1:31.208	25.289	32.223	33.696	150.0	4:12.514
3	1	1:27.765	23.708	30.601	33.456	155.9	5:40.279
4	1	1:25.789	23.330	30.225	32.234	159.5	7:06.068
5	1	1:24.236	22.874	29.758	31.604	162.4	8:30.304
6	1	1:24.088	22.756	30.263	31.069	162.7	9:54.392
7	1	1:24.402	22.983	30.115	31.304	162.1	11:18.794
8	1	6:02.036 B	24.355	30.475	5:07.206	37.8	17:20.830
9	1	1:31.756	29.511	30.938	31.307	149.1	18:52.586
10	1	1:24.600	23.353	30.235	31.012	161.7	20:17.186
11	1	1:26.291	23.155	30.515	32.621	158.6	21:43.477
12	1	1:23.689	22.847	30.055	30.787	163.5	23:07.166
13	1	4:28.676 B	22.600	38.480	3:27.596	50.9	27:35.842
14	1	1:33.356	30.805	31.619	30.932	146.6	29:09.198
15	1	1:24.311	23.129	30.068	31.114	162.3	30:33.509
16	1	1:23.853	23.045	29.923	30.885	163.2	31:57.362
17	1	1:24.411	22.830	29.796	31.785	162.1	33:21.773
18	1	1:25.778	24.074	30.868	30.836	159.5	34:47.551
19	1	1:23.710	22.974	30.108	30.628	163.5	36:11.261
20	1	1:23.477	23.152	29.933	30.392	163.9	37:34.738
21	1	1:24.667	23.529	30.248	30.890	161.6	38:59.405
22	1	1:23.562	22.804	30.310	30.448	163.8	40:22.967
23	1	1:23.552	22.768	30.241	30.543	163.8	41:46.519

32 1. NELSON — PORSCHE 930 Turbo — GT2

Lap	D	Time	Sector 1	Sector 2	Sector 3	Kph	Elapsed
1	1	2:42.625	1:27.085	36.591	38.949	84.1	2:42.625
2	1	1:34.495	27.362	34.077	33.056	144.8	4:17.120
3	1	9:19.430 B	25.746	33.173	8:20.511	24.5	13:36.550
4	1	1:40.012	33.518	33.393	33.101	136.8	15:16.562
5	1	1:49.063	25.446	33.121	50.496	125.5	17:05.625
6	1	1:32.797	26.234	32.882	33.681	147.5	18:38.422
7	1	1:32.330	25.711	33.132	33.487	148.2	20:10.752
8	1	1:32.434	25.616	33.026	33.792	148.0	21:43.186
9	1	1:30.936	25.751	32.483	32.702	150.5	23:14.122
10	1	6:17.309 B	25.051	32.293	5:19.965	36.3	29:31.431
11	1	1:38.861	31.952	33.617	33.292	138.4	31:10.292
12	1	1:31.069	25.174	32.656	33.239	150.3	32:41.361
13	1	4:13.905 B	25.546	49.375	2:58.984	53.9	36:55.266
14	1	1:37.010	30.925	33.226	32.859	141.1	38:32.276
15	1	1:30.645	25.193	32.276	33.176	151.0	40:02.921
16	1	1:30.915	25.557	32.704	32.654	150.5	41:33.836
17	1	1:30.624	25.497	32.362	32.765	151.0	43:04.460

41 1.Roberto TURRIZIANI, 2.Stefano DI FULVIO — OSELLA PA 5 — PROTO 2

Lap	D	Time	Sector 1	Sector 2	Sector 3	Kph	Elapsed
1	1	4:11.432	2:54.890	38.424	38.118	54.4	4:11.432
2	1	1:51.059	36.193	36.422	38.444	123.2	6:02.491
3	1	1:49.763	31.904	40.089	37.770	124.7	7:52.254
4	1	1:47.726	33.047	38.628	36.051	127.0	9:39.980
5	1	1:37.763	27.656	34.880	35.227	140.0	11:17.743
6	1	1:34.899	28.179	33.104	33.616	144.2	12:52.642
7	1	1:33.342	27.215	33.107	33.020	146.6	14:25.984
8	1	1:34.839	25.770	33.639	35.430	144.3	16:00.823
9	1	1:35.301	26.246	33.392	35.663	143.6	17:36.124
10	1	7:24.936 B	29.877	38.063	6:16.996	30.8	25:01.060
11	1	1:36.326	31.300	33.228	31.798	142.1	26:37.386
12	1	1:22.903	23.377	29.629	29.897	165.1	28:00.289
13	1	1:22.568	22.895	29.482	30.191	165.7	29:22.857
14	1	1:23.472	22.241	30.015	31.216	163.9	30:46.329
15	1	1:31.521	25.818	33.824	31.879	149.5	32:17.850
16	1	1:22.662	22.639	29.101	30.922	165.5	33:40.512
17	1	1:22.128	22.616	28.850	30.662	166.6	35:02.640
18	1	1:21.775	22.449	28.719	30.607	167.3	36:24.415
19	1	1:42.424	26.382	40.645	35.397	133.6	38:06.839
20	1	1:22.256	22.592	29.272	30.392	166.4	39:29.095
21	1	1:30.509	22.205	36.908	31.396	151.2	40:59.604

46 1.Christian BOURIEZ — FERRARI 512 BBLM — GT2

Lap	D	Time	Sector 1	Sector 2	Sector 3	Kph	Elapsed
1	1	2:52.404	1:36.206	38.520	37.678	79.4	2:52.404
2	1	1:37.607	27.254	35.419	34.934	140.2	4:30.011
3	1	1:36.936	26.957	34.654	35.325	141.2	6:06.947
4	1	1:51.645	24.640	54.790	32.215	122.6	7:58.592
5	1	1:29.439	24.795	32.477	32.167	153.0	9:28.031
6	1	1:33.278	24.224	34.186	34.868	146.7	11:01.309
7	1	1:32.361	26.605	33.539	32.217	148.2	12:33.670
8	1	1:28.546	23.739	32.423	32.384	154.5	14:02.216
9	1	1:28.140	24.102	32.496	31.542	155.2	15:30.356
10	1	1:27.335	24.142	31.534	31.659	156.7	16:57.691
11	1	1:26.844	23.707	31.593	31.544	157.6	18:24.535
12	1	1:28.058	24.107	31.592	32.359	155.4	19:52.593
13	1	1:29.079	23.975	33.162	31.942	153.6	21:21.672
14	1	1:27.179	23.659	31.731	31.789	157.0	22:48.851
15	1	1:26.222	23.790	31.382	31.050	158.7	24:15.073
16	1	1:25.673	23.677	31.042	30.954	159.7	25:40.746
17	1	1:26.261	23.952	31.362	30.947	158.6	27:07.007

50 1.Dominique GUENAT — LOLA T286 — PROTO 2

Lap	D	Time	Sector 1	Sector 2	Sector 3	Kph	Elapsed
1	1	2:04.736	55.556	35.167	34.013	109.7	2:04.736
2	1	1:30.800	25.730	33.572	31.498	150.7	3:35.536
3	1	1:22.589	22.874	30.238	29.477	165.7	4:58.125
4	1	1:21.762	22.358	29.329	30.075	167.4	6:19.887
5	1	12:34.323 B	24.706	33.366	...	18.1	18:54.210
6	1	1:35.818	33.848	31.583	30.387	142.8	20:30.028
7	1	1:20.967	22.348	29.480	29.139	169.0	21:50.995

EFG MOTUL ZENITH

GRAND PRIX DE L'AGE D'OR

CLASSIC ENDURANCE RACING

2016 INTERNATIONAL SERIES

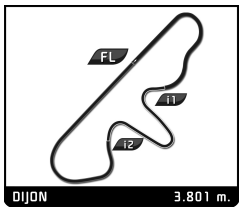

CLASSIC ENDURANCE RACING 2

GRAND PRIX DE L'AGE D'OR

QUALIFYING

Analysis

Personal Best | Session Best | B Crossing the finish line in pit lane

Lap	D	Time	Sector 1	Sector 2	Sector 3	Kph	Elapsed
8	1	1:20.249	22.090	29.347	28.812	170.5	23:11.244
9	1	5:48.303 B	23.522	32.872	4:51.909	39.3	28:59.547
10	1	1:32.452	32.373	30.127	29.952	148.0	30:31.999
11	1	1:22.591	22.002	31.962	28.627	165.7	31:54.590
12	1	1:19.638	22.110	29.264	28.264	171.8	33:14.228
13	1	5:02.147 B	23.771	29.171	4:09.205	45.3	38:16.375
14	1	1:29.117	30.560	29.866	28.691	153.5	39:45.492
15	1	1:18.583	21.705	28.814	28.064	174.1	41:04.075

52 — 1.Yves SCEMAMA — TOJ SC 304 — PROTO 2

Lap	D	Time	Sector 1	Sector 2	Sector 3	Kph	Elapsed
1	1	1:53.542	43.652	34.573	35.317	120.5	1:53.542
2	1	1:23.975	23.742	29.773	30.460	162.9	3:17.517
3	1	1:21.165	22.601	29.322	29.242	168.6	4:38.682
4	1	1:26.347	22.223	31.168	32.956	158.5	6:05.029
5	1	1:22.596	23.583	29.588	29.425	165.7	7:27.625
6	1	13:42.502 B	22.591	31.218	...	16.6	21:10.127
7	1	1:34.178	31.522	31.959	30.697	145.3	22:44.305
8	1	1:21.646	22.749	29.513	29.384	167.6	24:05.951
9	1	1:20.630	22.388	29.233	29.009	169.7	25:26.581
10	1	4:27.193 B	23.845	31.192	3:32.156	51.2	29:53.774
11	1	1:28.273	28.650	29.892	29.731	155.0	31:22.047
12	1	1:21.136	22.774	29.131	29.231	168.7	32:43.183
13	1	1:20.483	22.505	29.233	28.745	170.0	34:03.666
14	1	1:19.874	22.164	29.110	28.600	171.3	35:23.540
15	1	2:35.470 B	22.671	30.407	1:42.392	88.0	37:59.010
16	1	1:27.368	28.934	29.568	28.866	156.6	39:26.378
17	1	1:20.043	22.158	29.412	28.473	171.0	40:46.421
18	1	1:20.473	22.520	29.425	28.528	170.0	42:06.894
19	1	1:19.903	22.167	29.249	28.487	171.3	43:26.797
20	1	1:22.649	22.860	30.188	29.601	165.6	44:49.446
21	1	1:20.431	22.139	29.306	28.986	170.1	46:09.877

53 — 1.Maurizio FRATTI, 2.Andrea CABIANCA — PORSCHE 934 — GT2

Lap	D	Time	Sector 1	Sector 2	Sector 3	Kph	Elapsed
1	1	3:02.866	1:38.043	42.465	42.358	74.8	3:02.866
2	1	1:46.217	32.036	39.230	34.951	128.8	4:49.083
3	1	1:34.625	26.861	34.414	33.350	144.6	6:23.708
4	1	1:32.190	25.369	34.033	32.788	148.4	7:55.898
5	1	1:30.660	25.227	31.882	33.551	150.9	9:26.558
6	1	1:29.333	24.767	31.796	32.770	153.2	10:55.891
7	1	1:39.500	26.111	40.643	32.746	137.5	12:35.391
8	1	1:29.353	24.860	31.659	32.834	153.1	14:04.744
9	1	1:28.960	24.291	31.917	32.752	153.8	15:33.704
10	1	1:30.071	24.847	31.790	33.434	151.9	17:03.775
11	1	3:17.629 B	28.039	35.540	2:14.050	69.2	20:21.404
12	1	1:49.396	38.379	36.239	34.778	125.1	22:10.800
13	1	1:35.915	27.940	33.632	34.343	142.7	23:46.715
14	1	1:36.870	27.078	35.755	34.037	141.3	25:23.585
15	1	1:33.600	26.145	34.119	33.336	146.2	26:57.185
16	1	1:33.532	27.381	33.304	32.847	146.3	28:30.717
17	1	1:30.780	25.618	32.660	32.502	150.7	30:01.497
18	1	1:30.920	25.323	32.789	32.808	150.5	31:32.417
19	1	1:31.300	25.301	33.531	32.468	149.9	33:03.717
20	1	4:19.763 B	48.168	36.620	2:54.975	52.7	37:23.480
21	1	1:45.758	34.713	35.152	35.893	129.4	39:09.238
22	1	1:33.461	28.337	32.940	32.184	146.4	40:42.699
23	1	1:30.614	25.955	32.568	32.091	151.0	42:13.313
24	1	1:29.368	25.068	32.311	31.989	153.1	43:42.681
25	1	1:29.586	25.033	32.450	32.103	152.7	45:12.267

59 — 1.Beat EGGIMANN — CHEETAH G 601 BDG — PROTO 2

Lap	D	Time	Sector 1	Sector 2	Sector 3	Kph	Elapsed
1	1	2:06.517	54.537	36.915	35.065	108.2	2:06.517
2	1	1:33.112	26.020	32.615	34.477	147.0	3:39.629
3	1	1:29.377	25.510	31.497	32.370	153.1	5:09.006
4	1	1:27.129	24.558	31.070	31.501	157.0	6:36.135
5	1	1:26.909	24.006	30.949	31.954	157.4	8:03.044
6	1	1:27.892	23.636	31.670	32.586	155.7	9:30.936
7	1	1:30.468	23.537	32.394	34.537	151.3	11:01.404
8	1	1:31.592	26.212	32.811	32.569	149.4	12:32.996
9	1	1:28.251	23.557	32.290	32.404	155.1	14:01.247
10	1	1:28.412	24.459	32.094	31.859	154.8	15:29.659
11	1	1:25.434	23.172	30.677	31.585	160.2	16:55.093
12	1	8:01.915 B	24.157	31.627	7:06.131	28.4	24:57.008
13	1	1:32.660	30.725	30.745	31.190	147.7	26:29.668
14	1	1:25.920	22.937	30.680	32.303	159.3	27:55.588
15	1	1:25.256	22.977	30.838	31.441	160.5	29:20.844
16	1	1:25.051	22.935	31.132	30.984	160.9	30:45.895
17	1	1:24.679	22.929	31.077	30.673	161.6	32:10.574
18	1	1:25.834	23.675	31.451	30.708	159.4	33:36.408
19	1	1:23.856	22.843	30.190	30.823	163.2	35:00.264
20	1	1:23.610	22.645	30.198	30.767	163.7	36:23.874
21	1	1:24.153	22.973	30.651	30.529	162.6	37:48.027
22	1	1:23.300	22.748	30.441	30.111	164.3	39:11.327
23	1	1:24.440	23.582	30.424	30.434	162.1	40:35.767
24	1	1:23.002	22.994	30.151	29.857	164.9	41:58.769
25	1	1:23.521	23.260	30.028	30.233	163.8	43:22.290

60 — 1.Peter MUELDER, 2.Christian TRABER — BMW M1 Procar — GT2

Lap	D	Time	Sector 1	Sector 2	Sector 3	Kph	Elapsed
1	1	2:44.256	1:20.525	42.351	41.380	83.3	2:44.256
2	1	1:44.667	30.428	37.124	37.115	130.7	4:28.923
3	1	1:39.642	28.550	36.140	34.952	137.3	6:08.565
4	1	1:37.705	26.631	35.304	35.770	140.1	7:46.270
5	1	6:23.669 B	26.593	36.011	5:21.065	35.7	14:09.939
6	1	1:52.510	37.171	37.772	37.567	121.6	16:02.449
7	1	1:35.646	27.152	34.203	34.291	143.1	17:38.095
8	1	1:36.104	27.606	34.107	34.391	142.4	19:14.199
9	1	1:33.385	26.225	33.436	33.724	146.5	20:47.584
10	1	1:34.703	26.226	34.391	34.086	144.5	22:22.287
11	1	4:18.095 B	28.828	38.127	3:11.140	53.0	26:40.382
12	1	1:43.515	35.435	33.965	34.115	132.2	28:23.897
13	1	1:30.905	26.279	32.363	32.263	150.5	29:54.802
14	1	1:28.273	24.660	31.838	31.775	155.0	31:23.075
15	1	1:28.864	24.784	31.997	32.083	154.0	32:51.939
16	1	1:28.811	24.348	32.422	32.041	154.1	34:20.750
17	1	1:28.217	24.446	32.045	31.726	155.1	35:48.967
18	1	1:27.666	24.229	31.920	31.517	156.1	37:16.633
19	1	1:27.683	24.223	31.804	31.656	156.1	38:44.316
20	1	1:28.041	24.612	31.702	31.727	155.4	40:12.357
21	1	1:28.004	24.505	31.658	31.841	155.5	41:40.361
22	1	1:27.337	24.243	31.678	31.416	156.7	43:07.698

EFG MOTUL ZENITH

GRAND PRIX DE L'AGE D'OR

CLASSIC ENDURANCE RACING

2016 INTERNATIONAL SERIES

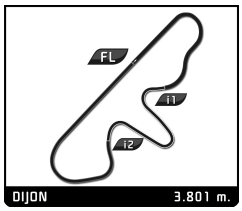

CLASSIC ENDURANCE RACING 2

GRAND PRIX DE L'AGE D'OR

QUALIFYING

Analysis

Personal Best | Session Best | **B** Crossing the finish line in pit lane

64 — 1.Hans HÜBNER — PORSCHE 934-5 — GT2

Lap	D	Time	Sector 1	Sector 2	Sector 3	Kph	Elapsed
1	1	2:40.293	1:23.250	40.202	36.841	85.4	2:40.293
2	1	1:34.718	26.628	35.204	32.886	144.5	4:15.011
3	1	1:33.151	26.939	33.932	32.280	146.9	5:48.162
4	1	1:32.976	25.638	34.696	32.642	147.2	7:21.138
5	1	1:34.870	26.556	34.875	33.439	144.2	8:56.008
6	1	7:46.008 B	25.590	34.454	6:45.964	29.4	16:42.016
7	1	1:39.215	33.142	34.349	31.724	137.9	18:21.231
8	1	1:29.952	25.447	33.190	31.315	152.1	19:51.183
9	1	1:29.955	25.216	33.086	31.653	152.1	21:21.138
10	1	1:31.680	25.194	33.469	33.017	149.3	22:52.818
11	1	1:29.768	25.119	32.958	31.691	152.4	24:22.586
12	1	1:29.212	25.053	32.649	31.510	153.4	25:51.798
13	1	1:29.640	25.037	32.940	31.663	152.7	27:21.438
14	1	1:28.867	24.786	33.011	31.070	154.0	28:50.305
15	1	1:31.298	25.957	33.716	31.625	149.9	30:21.603
16	1	1:28.898	24.733	32.942	31.223	153.9	31:50.501
17	1	1:31.004	25.717	33.424	31.863	150.4	33:21.505
18	1	1:30.097	26.071	33.006	31.020	151.9	34:51.602

65 — 1.Franco MEINERS — LANCIA Beta Gr. V — GT2

Lap	D	Time	Sector 1	Sector 2	Sector 3	Kph	Elapsed
1	1	2:31.588	1:13.720	38.901	38.967	90.3	2:31.588
2	1	1:44.895	29.707	39.381	35.807	130.5	4:16.483
3	1	1:35.247	27.126	33.105	35.016	143.7	5:51.730
4	1	3:17.165 B	25.828	34.612	2:16.725	69.4	9:08.895
5	1	1:38.453	30.036	34.132	34.285	139.0	10:47.348
6	1	1:31.308	25.097	32.513	33.698	149.9	12:18.656
7	1	1:30.474	25.210	32.448	32.816	151.2	13:49.130
8	1	1:32.200	25.169	33.714	33.317	148.4	15:21.330
9	1	1:30.695	24.877	32.257	33.561	150.9	16:52.025
10	1	9:52.827 B	24.869	42.681	8:45.277	23.1	26:44.852
11	1	2:02.331	42.049	42.394	37.888	111.9	28:47.183
12	1	1:40.370	28.850	37.068	34.452	136.3	30:27.553
13	1	1:47.553	25.740	48.233	33.580	127.2	32:15.106
14	1	1:33.524	25.172	35.404	32.948	146.3	33:48.630
15	1	1:31.115	25.502	32.886	32.727	150.2	35:19.745
16	1	1:31.372	25.042	33.712	32.618	149.8	36:51.117
17	1	1:30.186	25.002	32.590	32.594	151.7	38:21.303
18	1	4:10.635 B	25.161	33.157	3:12.317	54.6	42:31.938
19	1	1:34.816	29.541	32.915	32.360	144.3	44:06.754
20	1	1:28.659	24.814	32.228	31.617	154.3	45:35.413

70 — 1.Felix HAAS — CHEETAH G 601 BDG — PROTO 2

Lap	D	Time	Sector 1	Sector 2	Sector 3	Kph	Elapsed
1	1	2:01.964	49.072	36.159	36.733	112.2	2:01.964
2	1	1:37.354	27.700	34.536	35.118	140.6	3:39.318
3	1	1:29.171	24.971	31.737	32.463	153.5	5:08.489
4	1	1:27.054	24.126	30.953	31.975	157.2	6:35.543
5	1	1:26.576	23.763	30.743	32.070	158.1	8:02.119
6	1	2:40.054 B	23.462	31.497	1:45.095	85.5	10:42.173
7	1	1:40.370	34.890	33.297	32.183	136.3	12:22.543
8	1	1:26.894	23.487	31.239	32.168	157.5	13:49.437
9	1	1:29.406	25.280	32.363	31.763	153.1	15:18.843
10	1	1:26.506	23.369	31.383	31.754	158.2	16:45.349
11	1	1:25.582	23.445	30.459	31.678	159.9	18:10.931
12	1	1:26.198	23.579	30.627	31.992	158.7	19:37.129
13	1	1:24.880	23.281	30.358	31.241	161.2	21:02.009
14	1	1:26.598	23.170	31.670	31.758	158.0	22:28.607
15	1	1:24.438	22.984	30.454	31.000	162.1	23:53.045
16	1	1:24.356	23.002	30.560	30.794	162.2	25:17.401
17	1	1:24.651	23.037	30.279	31.335	161.6	26:42.052
18	1	1:24.663	22.988	30.084	31.591	161.6	28:06.715
19	1	1:24.154	23.141	30.355	30.658	162.6	29:30.869
20	1	1:24.011	23.449	29.993	30.569	162.9	30:54.880
21	1	1:23.322	22.750	30.307	30.265	164.2	32:18.202
22	1	3:40.479 B	23.611	33.011	2:43.857	62.1	35:58.681
23	1	1:34.475	32.016	31.198	31.261	144.8	37:33.156
24	1	1:24.334	23.601	30.380	30.353	162.3	38:57.490
25	1	1:24.424	22.850	30.737	30.837	162.1	40:21.914
26	1	1:24.402	23.305	30.294	30.803	162.1	41:46.316
27	1	1:25.616	24.283	30.717	30.616	159.8	43:11.932

75 — 1.Philippe SCEMAMA, 2.Laurent FORT — SAUBER C5 BMW 1976 — PROTO 2

Lap	D	Time	Sector 1	Sector 2	Sector 3	Kph	Elapsed
1	1	2:03.149	49.696	36.869	36.584	111.1	2:03.149
2	1	1:30.843	26.394	32.514	31.935	150.6	3:33.992
3	1	1:27.725	23.757	32.840	31.128	156.0	5:01.717
4	1	1:25.566	23.423	31.112	31.031	159.9	6:27.283
5	1	1:26.332	23.092	31.517	31.723	158.5	7:53.615
6	1	1:27.781	23.839	31.654	32.288	155.9	9:21.396
7	1	1:26.047	23.096	30.978	31.973	159.0	10:47.443
8	1	1:25.286	23.068	30.827	31.391	160.4	12:12.729
9	1	6:09.450 B	23.410	30.836	5:15.204	37.0	18:22.179
10	1	1:43.380	36.161	33.679	33.540	132.4	20:05.559
11	1	1:26.037	24.046	30.635	31.356	159.0	21:31.596
12	1	1:25.345	23.164	30.552	31.629	160.3	22:56.941
13	1	10:16.567 B	25.042	40.160	9:11.365	22.2	33:13.508
14	1	1:36.948	31.695	33.547	31.706	141.1	34:50.456
15	1	1:25.564	23.668	30.955	30.941	159.9	36:16.020
16	1	1:24.521	23.085	30.890	30.546	161.9	37:40.541
17	1	1:23.789	23.101	30.254	30.434	163.3	39:04.330
18	1	1:23.314	22.813	30.359	30.142	164.2	40:27.644
19	1	1:25.458	22.920	31.335	31.203	160.1	41:53.102
20	1	1:23.878	23.074	30.633	30.171	163.1	43:16.980
21	1	1:26.628	22.842	32.962	30.824	158.0	44:43.608

78 — 1.Michael ERLICH — DE TOMASO Pantera Gr. V — GT2

Lap	D	Time	Sector 1	Sector 2	Sector 3	Kph	Elapsed
1	1	2:42.315	1:21.256	39.502	41.557	84.3	2:42.315
2	1	1:35.333	27.382	35.024	32.927	143.5	4:17.648
3	1	1:33.139	26.886	33.606	32.647	146.9	5:50.787
4	1	1:31.525	25.469	33.331	32.725	149.5	7:22.312
5	1	1:35.136	25.795	35.326	34.015	143.8	8:57.448
6	1	1:32.897	26.103	33.979	32.815	147.3	10:30.345
7	1	1:33.341	25.967	34.177	33.197	146.6	12:03.686
8	1	4:20.913 B	26.006	33.949	3:20.958	52.4	16:24.599
9	1	1:42.691	33.897	35.084	33.710	133.3	18:07.290
10	1	1:33.711	25.998	34.087	33.626	146.0	19:41.001
11	1	1:33.135	26.052	34.004	33.079	146.9	21:14.136
12	1	1:35.888	26.861	35.132	33.895	142.7	22:50.024
13	1	1:33.533	26.009	33.906	33.618	146.3	24:23.557

EFG MOTUL ZENITH

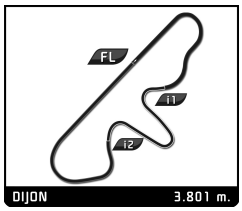

CLASSIC ENDURANCE RACING 2

GRAND PRIX DE L'AGE D'OR

QUALIFYING

Analysis

Personal Best | Session Best | **B** Crossing the finish line in pit lane

Lap	D	Time	Sector 1	Sector 2	Sector 3	Kph	Elapsed
14	1	1:33.421	25.688	34.093	33.640	146.5	25:56.978
15	1	4:28.843 B	25.985	34.253	3:28.605	50.9	30:25.821
16	1	1:42.082	33.092	35.338	33.652	134.0	32:07.903
17	1	1:34.317	26.118	34.226	33.973	145.1	33:42.220
18	1	1:33.219	25.952	33.821	33.446	146.8	35:15.439
19	1	1:35.148	25.805	34.613	34.730	143.8	36:50.587
20	1	1:33.900	26.514	33.780	33.606	145.7	38:24.487
21	1	1:33.414	26.292	34.026	33.096	146.5	39:57.901
22	1	1:33.680	26.099	34.136	33.445	146.1	41:31.581
23	1	1:33.403	25.981	33.782	33.640	146.5	43:04.984
24	1	1:33.085	26.037	33.870	33.178	147.0	44:38.069
25	1	1:33.137	25.817	33.707	33.613	146.9	46:11.206

85 1.Tony SINCLAIR — LOLA T292 BDG, PROTO 2

Lap	D	Time	Sector 1	Sector 2	Sector 3	Kph	Elapsed
1	1	2:10.617	1:03.758	33.640	33.219	104.8	2:10.617
2	1	5:30.682 B	24.441	31.170	4:35.071	41.4	7:41.299
3	1	1:36.457	32.078	32.731	31.648	141.9	9:17.756
4	1	1:23.296	22.523	30.273	30.500	164.3	10:41.052
5	1	1:22.823	22.471	29.528	30.824	165.2	12:03.875
6	1	1:22.104	22.537	29.243	30.324	166.7	13:25.979
7	1	1:22.452	22.180	29.546	30.726	166.0	14:48.431
8	1	8:54.356 B	22.387	30.441	8:01.528	25.6	23:42.787
9	1	1:32.429	31.099	31.103	30.227	148.0	25:15.216
10	1	1:22.332	22.430	29.465	30.437	166.2	26:37.548
11	1	1:22.227	22.585	29.677	29.965	166.4	27:59.775
12	1	5:08.164 B	22.962	32.113	4:13.089	44.4	33:07.939
13	1	1:32.222	32.363	30.383	29.476	148.4	34:40.161
14	1	1:20.171	22.141	29.223	28.807	170.7	36:00.332
15	1	1:21.063	22.009	29.627	29.427	168.8	37:21.395
16	1	1:23.077	22.237	29.932	30.908	164.7	38:44.472
17	1	1:21.766	22.850	29.864	29.052	167.4	40:06.238

97 1.David FRANKLIN — FERRARI 512 BB LM, GT2

Lap	D	Time	Sector 1	Sector 2	Sector 3	Kph	Elapsed
1	1	2:45.004	1:27.209	38.201	39.594	82.9	2:45.004
2	1	1:42.878	30.583	37.021	35.274	133.0	4:27.882
3	1	1:37.831	28.509	34.738	34.584	139.9	6:05.713
4	1	1:39.476	28.787	35.312	35.377	137.6	7:45.189
5	1	1:37.745	27.315	35.842	34.588	140.0	9:22.934
6	1	1:37.155	27.283	35.870	34.002	140.8	11:00.089
7	1	1:37.777	27.467	36.225	34.085	139.9	12:37.866
8	1	1:37.466	27.850	35.331	34.285	140.4	14:15.332
9	1	1:39.474	28.656	36.022	34.796	137.6	15:54.806
10	1	5:03.923 B	28.578	35.781	3:59.564	45.0	20:58.729
11	1	1:53.695	40.180	38.072	35.443	120.4	22:52.424
12	1	1:34.349	27.506	33.883	32.960	145.0	24:26.773
13	1	1:32.400	26.305	33.169	32.926	148.1	25:59.173
14	1	1:32.408	25.881	33.433	33.094	148.1	27:31.581
15	1	1:30.914	25.878	32.755	32.281	150.5	29:02.495
16	1	1:31.791	25.890	32.912	32.989	149.1	30:34.286