VALLELUNGA CLASSIC

CLASSIC ENDURANCE RACING

2015 INTERNATIONAL SERIES
SANCTIONED BY THE FIA

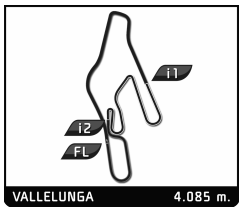

CLASSIC ENDURANCE 2
VALLELUNGA CLASSIC
RACE

Analysis

Personal Best | Session Best | B Crossing the finish line in pit lane

2 — 1.Frédéric DA ROCHA — LOLA T 298 BMW — PROTO 2

Lap	D	Time	Sector 1	Sector 2	Sector 3	Kph	Elapsed
1	1	1:46.969	36.966	47.174	22.829	137.5	1:46.969
2	1	1:40.621	31.093	46.548	22.980	146.2	3:27.590
3	1	1:40.338	30.852	46.424	23.062	146.6	5:07.928
4	1	1:40.409	30.642	46.585	23.182	146.5	6:48.337
5	1	1:39.800	30.841	45.979	22.980	147.4	8:28.137
6	1	1:40.492	30.889	46.297	23.306	146.3	10:08.629
7	1	1:39.562	30.899	45.843	22.820	147.7	11:48.191
8	1	1:40.443	31.011	46.267	23.165	146.4	13:28.634
9	1	1:43.029	32.349	47.677	23.003	142.7	15:11.663
10	1	1:43.773	32.672	48.074	23.027	141.7	16:55.436
11	1	1:40.299	30.929	46.388	22.982	146.6	18:35.735
12	1	1:41.835	31.745	46.907	23.183	144.4	20:17.570
13	1	1:42.350	31.905	46.762	23.683	143.7	21:59.920
14	1	1:42.151	32.649	46.506	22.996	144.0	23:42.071
15	1	1:41.238	30.589	47.290	23.359	145.3	25:23.309
16	1	3:05.310 B	30.854	46.524	1:47.932	79.4	28:28.619
17	1	1:46.955	37.428	46.663	22.864	137.5	30:15.574
18	1	1:40.012	30.658	46.449	22.905	147.0	31:55.586
19	1	1:40.084	30.687	46.481	22.916	146.9	33:35.670
20	1	1:40.748	30.999	46.668	23.081	146.0	35:16.418
21	1	1:40.916	30.831	46.113	23.972	145.7	36:57.334
22	1	1:43.039	32.013	47.863	23.163	142.7	38:40.373
23	1	1:43.346	32.037	47.671	23.638	142.3	40:23.719
24	1	1:39.531	30.679	46.050	22.802	147.8	42:03.250
25	1	1:38.907	30.738	45.384	22.785	148.7	43:42.157
26	1	1:39.538	31.041	45.750	22.747	147.7	45:21.695
27	1	1:40.367	30.745	46.499	23.123	146.5	47:02.062
28	1	1:41.813	31.454	46.688	23.671	144.4	48:43.875
29	1	1:39.704	30.782	46.049	22.873	147.5	50:23.579
30	1	1:39.057	30.291	46.122	22.644	148.5	52:02.636
31	1	1:38.318	30.279	45.461	22.578	149.6	53:40.954
32	1	1:39.254	30.675	45.810	22.769	148.2	55:20.208
33	1	1:39.141	30.912	45.506	22.723	148.3	56:59.349
34	1	1:39.960	30.356	46.851	22.753	147.1	58:39.309
35	1	1:41.347	31.320	46.891	23.136	145.1	1:00:20.656
36	1	1:40.532	31.832	45.825	22.875	146.3	1:02:01.188

5 — 1.Henrik LINDBERG — PORSCHE 935 K3 — GT 2

Lap	D	Time	Sector 1	Sector 2	Sector 3	Kph	Elapsed
1	1	2:00.908	42.917	52.468	25.523	121.6	2:00.908
2	1	1:51.207	34.216	51.236	25.755	132.2	3:52.115
3	1	1:51.246	34.610	50.939	25.697	132.2	5:43.361
4	1	1:52.054	35.386	51.302	25.366	131.2	7:35.415
5	1	1:51.495	35.334	50.609	25.552	131.9	9:26.910
6	1	1:51.165	35.301	50.279	25.585	132.3	11:18.075
7	1	1:51.634	35.062	50.766	25.806	131.7	13:09.709
8	1	5:52.752 B	36.405	52.615	4:23.732	41.7	19:02.461
9	1	2:06.961	47.140	53.293	26.528	115.8	21:09.422

6 — 1.Stefan REHKOPF — Cheetah G601 — PROTO 2

Lap	D	Time	Sector 1	Sector 2	Sector 3	Kph	Elapsed
1	1	1:49.834	38.799	47.274	23.761	133.9	1:49.834
2	1	1:42.796	33.315	46.456	23.025	143.1	3:32.630
3	1	1:41.684	31.963	46.413	23.308	144.6	5:14.314
4	1	1:42.049	32.303	46.625	23.121	144.1	6:56.363
5	1	1:42.382	32.543	46.525	23.314	143.6	8:38.745
6	1	1:42.202	31.898	47.059	23.245	143.9	10:20.947
7	1	1:41.655	31.951	46.522	23.182	144.7	12:02.602
8	1	1:41.935	32.332	46.495	23.108	144.3	13:44.537
9	1	1:41.657	32.242	46.279	23.136	144.7	15:26.194
10	1	1:41.547	31.892	46.357	23.298	144.8	17:07.741
11	1	1:42.727	32.214	47.156	23.357	143.2	18:50.468
12	1	1:41.623	31.836	46.552	23.235	144.7	20:32.091
13	1	1:42.347	32.038	46.755	23.554	143.7	22:14.438
14	1	1:42.096	31.865	46.945	23.286	144.0	23:56.534
15	1	1:43.522	32.544	47.215	23.763	142.1	25:40.056
16	1	1:43.447	32.383	47.500	23.564	142.2	27:23.503
17	1	3:00.363 B	31.901	46.237	1:42.225	81.5	30:23.866
18	1	1:45.314	35.737	46.153	23.424	139.6	32:09.180
19	1	1:41.658	31.860	46.304	23.494	144.7	33:50.838
20	1	1:41.835	31.730	46.734	23.371	144.4	35:32.673
21	1	1:41.520	31.828	46.347	23.345	144.9	37:14.193
22	1	1:42.684	32.218	46.863	23.603	143.2	38:56.877
23	1	1:43.271	31.943	47.673	23.655	142.4	40:40.148
24	1	1:43.117	32.227	47.229	23.661	142.6	42:23.265
25	1	1:42.821	32.099	46.996	23.726	143.0	44:06.086
26	1	1:43.464	32.501	47.514	23.449	142.1	45:49.550
27	1	1:42.378	32.087	46.855	23.436	143.6	47:31.928
28	1	1:41.476	31.886	46.213	23.377	144.9	49:13.404
29	1	1:40.869	31.588	46.047	23.234	145.8	50:54.273
30	1	1:41.651	31.638	46.703	23.310	144.7	52:35.924
31	1	1:41.616	31.923	46.395	23.298	144.7	54:17.540
32	1	1:42.225	31.518	47.216	23.491	143.9	55:59.765
33	1	1:42.562	32.155	47.020	23.387	143.4	57:42.327
34	1	1:41.924	31.809	46.690	23.425	144.3	59:24.251
35	1	1:42.758	32.197	47.137	23.424	143.1	1:01:07.009

8 — 1.Philippe SCEMAMA — LOLA T 290 DFV — PROTO 2

Lap	D	Time	Sector 1	Sector 2	Sector 3	Kph	Elapsed
1	1	1:45.644	36.020	46.459	23.165	139.2	1:45.644
2	1	1:39.310	30.476	45.861	22.973	148.1	3:24.954
3	1	1:38.869	30.449	45.516	22.904	148.7	5:03.823
4	1	1:39.598	30.681	45.867	23.050	147.7	6:43.421
5	1	1:39.944	30.781	46.145	23.018	147.1	8:23.365
6	1	1:40.488	30.720	46.402	23.366	146.3	10:03.853
7	1	1:40.205	31.525	45.730	22.950	146.8	11:44.058
8	1	1:39.415	30.734	45.637	23.044	147.9	13:23.473
9	1	1:41.792	32.184	46.366	23.242	144.5	15:05.265
10	1	1:42.482	32.234	46.454	23.794	143.5	16:47.747
11	1	1:41.463	31.815	46.256	23.392	144.9	18:29.210
12	1	1:41.848	31.662	46.653	23.533	144.4	20:11.058
13	1	1:41.795	32.184	46.298	23.313	144.5	21:52.853
14	1	1:40.225	31.074	45.907	23.244	146.7	23:33.078
15	1	1:40.792	31.312	45.954	23.526	145.9	25:13.870
16	1	1:41.380	31.651	46.168	23.561	145.1	26:55.250
17	1	2:58.851 B	31.401	46.534	1:40.916	82.2	29:54.101
18	1	1:45.884	36.390	46.158	23.336	138.9	31:39.985
19	1	1:40.152	31.017	45.975	23.160	146.8	33:20.137
20	1	1:40.080	31.106	45.799	23.175	146.9	35:00.217
21	1	1:41.732	31.233	46.973	23.526	144.6	36:41.949
22	1	1:42.914	31.424	47.654	23.836	142.9	38:24.863

EFG
MOTUL
ZENITH

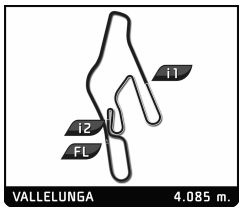

CLASSIC ENDURANCE 2
VALLELUNGA CLASSIC
RACE

Analysis

Personal Best | Session Best | B Crossing the finish line in pit lane

Lap	D	Time	Sector 1	Sector 2	Sector 3	Kph	Elapsed
23	1	1:42.223	31.286	47.094	23.843	143.9	40:07.086
24	1	1:42.198	31.732	46.953	23.513	143.9	41:49.284
25	1	1:40.973	31.553	46.180	23.240	145.6	43:30.257
26	1	1:41.588	31.361	46.866	23.361	144.8	45:11.845
27	1	1:41.307	31.152	46.748	23.407	145.2	46:53.152
28	1	1:40.836	30.948	46.504	23.384	145.8	48:33.988
29	1	1:40.845	31.072	46.289	23.484	145.8	50:14.833
30	1	1:41.323	31.241	46.558	23.524	145.1	51:56.156
31	1	1:40.746	31.155	46.020	23.571	146.0	53:36.902
32	1	1:39.735	30.955	45.742	23.038	147.5	55:16.637
33	1	1:40.318	30.906	46.111	23.301	146.6	56:56.955
34	1	1:39.968	30.896	45.996	23.076	147.1	58:36.923
35	1	1:41.674	31.474	46.550	23.650	144.6	1:00:18.597
36	1	1:41.844	31.689	46.688	23.467	144.4	1:02:00.441

17 1.Patrice LAFARGUE — LOLA T298 BMW, PROTO 2

Lap	D	Time	Sector 1	Sector 2	Sector 3	Kph	Elapsed
1	1	1:43.749	34.969	46.107	22.673	141.7	1:43.749
2	1	1:39.011	30.157	46.342	22.512	148.5	3:22.760
3	1	1:38.275	30.225	45.594	22.456	149.6	5:01.035
4	1	1:38.166	30.045	45.711	22.410	149.8	6:39.201
5	1	1:38.753	30.147	45.949	22.657	148.9	8:17.954
6	1	1:38.433	30.096	45.797	22.540	149.4	9:56.387
7	1	1:38.837	30.388	45.838	22.611	148.8	11:35.224
8	1	1:39.700	30.307	46.224	23.169	147.5	13:14.924
9	1	1:42.576	33.849	45.978	22.749	143.4	14:57.500
10	1	1:40.331	31.062	46.564	22.705	146.6	16:37.831
11	1	1:39.977	30.835	46.307	22.835	147.1	18:17.808
12	1	1:42.158	32.016	46.694	23.448	144.0	19:59.966
13	1	1:40.344	30.821	46.784	22.739	146.6	21:40.310
14	1	1:40.585	30.659	46.847	23.079	146.2	23:20.895
15	1	1:39.628	30.527	46.237	22.864	147.6	25:00.523
16	1	1:40.805	31.643	46.161	23.001	145.9	26:41.328
17	1	3:05.832 B	30.868	46.427	1:48.537	79.1	29:47.160
18	1	1:42.894	34.639	45.598	22.657	142.9	31:30.054
19	1	1:38.235	30.176	45.589	22.470	149.7	33:08.289
20	1	1:39.976	31.830	45.531	22.615	147.1	34:48.265
21	1	1:38.560	30.245	45.697	22.618	149.2	36:26.825
22	1	1:38.161	30.055	45.488	22.618	149.8	38:04.986
23	1	1:38.192	30.078	45.683	22.431	149.8	39:43.178
24	1	1:38.687	30.284	45.727	22.676	149.0	41:21.865
25	1	1:38.912	30.417	45.933	22.562	148.7	43:00.777
26	1	1:39.438	30.149	46.483	22.806	147.9	44:40.215
27	1	1:40.312	30.257	46.786	23.269	146.6	46:20.527
28	1	1:39.199	30.376	46.185	22.638	148.2	47:59.726
29	1	1:39.278	30.059	46.410	22.809	148.1	49:39.004
30	1	1:39.380	30.178	46.316	22.886	148.0	51:18.384
31	1	1:39.827	30.284	46.644	22.899	147.3	52:58.211
32	1	1:39.960	30.204	46.086	23.670	147.1	54:38.171
33	1	1:40.812	30.551	46.558	23.703	145.9	56:18.983
34	1	1:41.912	31.871	46.863	23.178	144.3	58:00.895
35	1	1:42.564	31.148	48.088	23.328	143.4	59:43.459
36	1	1:45.787	32.388	48.818	24.581	139.0	1:01:29.246

22 1.Russell BÜSST — CHEVRON B31 BDG, PROTO 2

Lap	D	Time	Sector 1	Sector 2	Sector 3	Kph	Elapsed
1	1	1:48.123	37.588	47.194	23.341	136.0	1:48.123
2	1	1:41.535	32.040	46.705	22.790	144.8	3:29.658
3	1	1:42.135	32.117	46.854	23.164	144.0	5:11.793
4	1	1:41.925	32.373	46.659	22.893	144.3	6:53.718
5	1	1:41.089	32.013	46.431	22.645	145.5	8:34.807
6	1	1:41.203	31.893	46.283	23.027	145.3	10:16.010
7	1	1:41.242	31.919	46.416	22.907	145.3	11:57.252
8	1	1:40.690	31.702	46.331	22.657	146.1	13:37.942
9	1	1:41.915	32.480	46.065	23.370	144.3	15:19.857
10	1	1:41.351	32.511	45.896	22.944	145.1	17:01.208
11	1	1:42.644	33.709	46.181	22.754	143.3	18:43.852
12	1	1:41.385	32.837	45.861	22.687	145.1	20:25.237
13	1	1:42.997	33.938	46.440	22.619	142.8	22:08.234
14	1	1:41.158	32.203	46.272	22.683	145.4	23:49.392
15	1	1:40.791	32.291	45.762	22.738	145.9	25:30.183
16	1	3:07.735 B	31.554	46.057	1:50.124	78.3	28:37.918
17	1	1:44.479	35.803	45.697	22.979	140.8	30:22.397
18	1	1:39.945	31.730	45.681	22.534	147.1	32:02.342
19	1	1:39.783	31.393	45.775	22.615	147.4	33:42.125
20	1	1:41.208	33.101	45.581	22.526	145.3	35:23.333
21	1	1:39.431	31.120	45.759	22.552	147.9	37:02.764
22	1	1:40.816	31.778	46.233	22.805	145.9	38:43.580
23	1	1:41.752	31.443	46.075	24.234	144.5	40:25.332
24	1	1:41.485	33.641	45.239	22.605	144.9	42:06.817
25	1	1:39.359	31.124	45.454	22.781	148.0	43:46.176
26	1	1:38.860	31.241	45.096	22.523	148.8	45:25.036
27	1	1:38.732	31.143	45.088	22.501	148.9	47:03.768
28	1	1:39.445	31.234	45.293	22.918	147.9	48:43.213
29	1	1:38.731	31.185	45.123	22.423	149.0	50:21.944
30	1	1:39.210	31.080	45.406	22.724	148.2	52:01.154
31	1	1:38.789	31.186	45.129	22.474	148.9	53:39.943
32	1	1:39.480	31.292	45.502	22.686	147.8	55:19.423
33	1	1:38.753	31.128	45.247	22.378	148.9	56:58.176
34	1	1:39.106	30.948	45.575	22.583	148.4	58:37.282
35	1	1:42.853	32.071	47.698	23.084	143.0	1:00:20.135
36	1	1:40.721	31.787	45.526	23.408	146.0	1:02:00.856

31 1.Carlos BARBOT — LOLA T280, PROTO 2

Lap	D	Time	Sector 1	Sector 2	Sector 3	Kph	Elapsed
1	1	1:48.809	37.935	47.683	23.191	135.2	1:48.809
2	1	1:42.534	32.080	47.130	23.324	143.4	3:31.343
3	1	1:42.018	31.164	47.510	23.344	144.2	5:13.361
4	1	1:42.198	31.855	46.839	23.504	143.9	6:55.559
5	1	1:42.533	31.855	47.586	23.092	143.4	8:38.092

44 1.David FERRER, 2. MR JOHN OF B — LOLA T70 Mk II Spyder, PROTO 2

Lap	D	Time	Sector 1	Sector 2	Sector 3	Kph	Elapsed
1	1	1:54.343	39.426	50.081	24.836	128.6	1:54.343
2	1	1:46.305	33.298	48.812	24.195	138.3	3:40.648
3	1	1:45.960	32.672	48.758	24.530	138.8	5:26.608
4	1	1:46.182	33.056	48.601	24.525	138.5	7:12.790
5	1	1:46.597	33.037	48.953	24.607	138.0	8:59.387
6	1	1:47.150	33.107	49.064	24.979	137.2	10:46.537
7	1	1:47.169	33.240	49.306	24.623	137.2	12:33.706
8	1	1:46.361	33.513	48.446	24.402	138.3	14:20.067
9	1	1:47.692	33.901	49.123	24.668	136.6	16:07.759
10	1	1:51.418	33.395	52.502	25.521	132.0	17:59.177

VALLELUNGA CLASSIC

CLASSIC ENDURANCE RACING

2015 INTERNATIONAL SERIES
SANCTIONED BY THE FIA

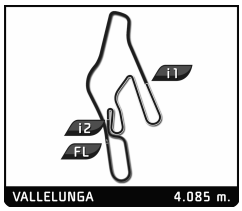

CLASSIC ENDURANCE 2
VALLELUNGA CLASSIC
RACE

Analysis

Personal Best | Session Best | B Crossing the finish line in pit lane

46 — 1.Christian BOURIEZ — FERRARI 512 BBLM — GT 2

Lap	D	Time	Sector 1	Sector 2	Sector 3	Kph	Elapsed
1	1	1:59.520	42.615	52.047	24.858	123.0	1:59.520
2	1	1:49.683	33.358	51.274	25.051	134.1	3:49.203
3	1	1:49.731	34.026	50.691	25.014	134.0	5:38.934
4	1	1:48.921	34.425	50.034	24.462	135.0	7:27.855
5	1	1:47.591	33.679	49.414	24.498	136.7	9:15.446
6	1	1:47.515	33.724	49.433	24.358	136.8	11:02.961
7	1	1:47.539	33.486	49.366	24.687	136.8	12:50.500
8	1	1:49.734	35.195	50.074	24.465	134.0	14:40.234
9	1	1:48.594	34.994	49.127	24.473	135.4	16:28.828
10	1	1:48.126	34.227	49.151	24.748	136.0	18:16.954
11	1	1:50.225	34.426	50.725	25.074	133.4	20:07.179
12	1	1:50.775	35.116	50.772	24.887	132.8	21:57.954
13	1	1:49.201	34.216	50.227	24.758	134.7	23:47.155

49 — 1.James FARLEY — LOLA T 298 — PROTO 2

Lap	D	Time	Sector 1	Sector 2	Sector 3	Kph	Elapsed
1	1	1:57.196	41.398	50.206	25.592	125.5	1:57.196
2	1	1:50.831	34.907	50.623	25.301	132.7	3:48.027
3	1	1:47.355	34.076	49.256	24.023	137.0	5:35.382
4	1	1:46.253	33.471	49.071	23.711	138.4	7:21.635
5	1	1:45.102	32.941	48.599	23.562	139.9	9:06.737
6	1	1:44.657	32.940	48.130	23.587	140.5	10:51.394
7	1	1:44.561	32.953	48.139	23.469	140.6	12:35.955
8	1	1:44.519	33.159	47.811	23.549	140.7	14:20.474
9	1	1:47.581	34.167	49.079	24.335	136.7	16:08.055
10	1	1:45.859	33.633	48.453	23.773	138.9	17:53.914
11	1	1:44.406	32.694	48.203	23.509	140.9	19:38.320
12	1	1:46.273	34.213	48.314	23.746	138.4	21:24.593
13	1	1:47.231	34.593	48.497	24.141	137.1	23:11.824
14	1	1:44.133	32.822	47.718	23.593	141.2	24:55.957
15	1	1:44.740	33.262	47.600	23.878	140.4	26:40.697
16	1	3:15.614 B	32.990	48.269	1:54.355	75.2	29:56.311
17	1	1:48.703	37.405	47.699	23.599	135.3	31:45.014
18	1	1:43.452	32.695	47.387	23.370	142.2	33:28.466
19	1	1:42.562	31.979	47.105	23.478	143.4	35:11.028
20	1	1:44.712	33.334	47.670	23.708	140.4	36:55.740
21	1	1:45.172	33.594	48.235	23.343	139.8	38:40.912
22	1	1:44.281	32.353	47.521	24.407	141.0	40:25.193
23	1	1:44.115	33.739	46.992	23.384	141.2	42:09.308
24	1	1:43.241	32.236	47.202	23.803	142.4	43:52.549
25	1	1:43.296	32.283	47.399	23.614	142.4	45:35.845
26	1	1:43.457	32.190	47.637	23.630	142.1	47:19.302
27	1	1:43.649	32.293	47.520	23.836	141.9	49:02.951
28	1	1:43.962	32.281	47.861	23.820	141.5	50:46.913
29	1	1:43.573	33.038	47.276	23.259	142.0	52:30.486
30	1	1:44.782	32.957	48.457	23.368	140.3	54:15.268
31	1	1:43.582	32.415	47.634	23.533	142.0	55:58.850
32	1	1:42.776	32.543	46.872	23.361	143.1	57:41.626
33	1	1:44.118	33.130	47.551	23.437	141.2	59:25.744
34	1	1:42.616	32.259	46.835	23.522	143.3	1:01:08.360

50 — 1.Dominique GUÉNAT — LOLA T286-HU10 DFV — PROTO 2

Lap	D	Time	Sector 1	Sector 2	Sector 3	Kph	Elapsed
1	1	1:41.978	34.536	45.278	22.164	144.2	1:41.978
2	1	1:38.434	30.808	45.596	22.030	149.4	3:20.412
3	1	1:38.534	30.242	45.950	22.342	149.2	4:58.946
4	1	1:38.271	30.457	45.525	22.289	149.6	6:37.217
5	1	1:37.974	30.340	45.394	22.240	150.1	8:15.191
6	1	1:38.029	30.140	45.656	22.233	150.0	9:53.220
7	1	1:38.036	30.434	45.294	22.308	150.0	11:31.256
8	1	1:40.158	30.367	47.171	22.620	146.8	13:11.414
9	1	1:39.878	31.107	45.782	22.989	147.2	14:51.292
10	1	1:40.195	31.214	46.308	22.673	146.8	16:31.487
11	1	1:39.642	31.192	45.575	22.875	147.6	18:11.129
12	1	1:39.616	30.861	46.242	22.513	147.6	19:50.745
13	1	1:39.252	31.007	45.905	22.340	148.2	21:29.997
14	1	1:41.143	30.589	47.593	22.961	145.4	23:11.140
15	1	1:39.567	30.983	46.093	22.491	147.7	24:50.707
16	1	1:38.612	30.299	46.092	22.221	149.1	26:29.319
17	1	1:38.408	30.166	45.687	22.555	149.4	28:07.727
18	1	1:38.506	30.154	45.547	22.805	149.3	29:46.233
19	1	2:52.832 B	30.362	45.790	1:36.680	85.1	32:39.065
20	1	1:47.960	39.688	45.877	22.395	136.2	34:27.025
21	1	1:38.715	30.300	46.128	22.287	149.0	36:05.740
22	1	1:39.849	30.479	46.792	22.578	147.3	37:45.589
23	1	1:39.533	30.667	46.060	22.806	147.7	39:25.122
24	1	1:39.013	31.300	45.431	22.282	148.5	41:04.135
25	1	1:37.307	29.802	45.058	22.447	151.1	42:41.442
26	1	1:38.194	30.315	45.391	22.488	149.8	44:19.636
27	1	1:40.724	30.960	46.721	23.043	146.0	46:00.360
28	1	1:42.025	32.108	46.697	23.220	144.1	47:42.385
29	1	1:39.870	31.035	46.463	22.372	147.3	49:22.255
30	1	1:38.817	30.361	45.929	22.527	148.8	51:01.072
31	1	1:39.071	30.167	45.523	23.381	148.4	52:40.143
32	1	1:39.594	30.737	46.548	22.309	147.7	54:19.737
33	1	1:39.916	30.134	46.972	22.810	147.2	55:59.653
34	1	1:39.408	30.968	45.661	22.779	147.9	57:39.061
35	1	1:38.958	30.723	45.784	22.451	148.6	59:18.019
36	1	1:39.089	30.565	45.654	22.870	148.4	1:00:57.108

52 — 1.Yves SCEMAMA — TOJ SC 304 — PROTO 2

Lap	D	Time	Sector 1	Sector 2	Sector 3	Kph	Elapsed
1	1	1:46.130	37.001	46.210	22.919	138.6	1:46.130
2	1	1:39.443	30.468	46.158	22.817	147.9	3:25.573
3	1	1:39.908	30.457	46.358	23.093	147.2	5:05.481
4	1	1:39.977	30.509	46.484	22.984	147.1	6:45.458
5	1	1:39.999	30.711	46.147	23.141	147.1	8:25.457
6	1	1:40.645	30.973	46.327	23.345	146.1	10:06.102
7	1	1:40.770	30.747	46.649	23.374	145.9	11:46.872
8	1	1:41.420	31.132	47.007	23.281	145.0	13:28.292
9	1	3:50.438 B	31.867	53.999	2:24.572	63.8	17:18.730
10	1	7:33.025 B	51.227	57.087	5:44.711	32.5	24:51.755

55 — 1.Guenther SCHINDLER — BMW M1 Procar — PROTO 2

Lap	D	Time	Sector 1	Sector 2	Sector 3	Kph	Elapsed
1	1	2:02.910	43.829	52.993	26.088	119.6	2:02.910
2	1	1:52.876	35.165	52.042	25.669	130.3	3:55.786
3	1	1:51.972	35.118	51.314	25.540	131.3	5:47.758
4	1	1:52.425	35.367	51.318	25.740	130.8	7:40.183
5	1	1:51.501	35.173	50.625	25.703	131.9	9:31.684
6	1	1:51.144	34.855	50.777	25.512	132.3	11:22.828

EFG
MOTUL
ZENITH

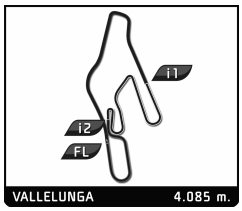

CLASSIC ENDURANCE 2
VALLELUNGA CLASSIC
RACE

Analysis

Personal Best | Session Best | B Crossing the finish line in pit lane

Lap	D	Time	Sector 1	Sector 2	Sector 3	Kph	Elapsed
7	1	1:51.342	34.819	50.897	25.626	132.1	13:14.170
8	1	1:52.524	36.567	50.394	25.563	130.7	15:06.694
9	1	1:52.805	35.635	51.552	25.618	130.4	16:59.499

59 1.Marc DEVIS — MCLAREN M8C DFV, PROTO 2

Lap	D	Time	Sector 1	Sector 2	Sector 3	Kph	Elapsed
1	1	1:52.040	40.291	47.972	23.777	131.3	1:52.040
2	1	1:43.747	32.645	47.478	23.624	141.7	3:35.787
3	1	1:43.504	32.329	47.303	23.872	142.1	5:19.291
4	1	1:43.926	32.837	47.286	23.803	141.5	7:03.217
5	1	1:45.371	32.981	48.317	24.073	139.6	8:48.588
6	1	1:46.527	33.350	48.261	24.916	138.0	10:35.115
7	1	1:45.431	33.516	47.708	24.207	139.5	12:20.546
8	1	1:58.871	46.070	48.368	24.433	123.7	14:19.417
9	1	1:45.529	33.981	47.637	23.911	139.4	16:04.946
10	1	1:45.627	33.705	47.725	24.197	139.2	17:50.573
11	1	1:47.461	34.933	48.360	24.168	136.8	19:38.034
12	1	1:46.325	33.938	48.238	24.149	138.3	21:24.359
13	1	1:46.464	34.262	48.117	24.085	138.1	23:10.823
14	1	1:44.925	33.394	47.502	24.029	140.2	24:55.748
15	1	3:13.906 B	32.984	47.504	1:53.418	75.8	28:09.654
16	1	1:49.395	38.375	47.244	23.776	134.4	29:59.049
17	1	1:43.663	32.652	47.442	23.569	141.9	31:42.712
18	1	1:43.467	32.381	47.324	23.762	142.1	33:26.179
19	1	1:44.411	32.880	47.511	24.020	140.8	35:10.590
20	1	1:44.927	33.046	47.902	23.979	140.2	36:55.517
21	1	1:44.590	33.251	47.737	23.602	140.6	38:40.107
22	1	1:44.832	32.878	47.328	24.626	140.3	40:24.939
23	1	1:43.527	32.415	47.016	24.096	142.0	42:08.466
24	1	1:43.525	32.579	47.014	23.932	142.1	43:51.991
25	1	1:42.820	32.562	46.549	23.709	143.0	45:34.811
26	1	1:43.985	32.782	47.580	23.623	141.4	47:18.796
27	1	1:43.622	32.460	47.348	23.814	141.9	49:02.418
28	1	1:44.249	32.393	47.816	24.040	141.1	50:46.667
29	1	1:43.635	32.868	47.019	23.748	141.9	52:30.302
30	1	1:44.705	32.920	48.238	23.547	140.5	54:15.007
31	1	1:48.862	32.466	49.266	27.130	135.1	56:03.869
32	1	1:49.875	37.269	48.267	24.339	133.8	57:53.744
33	1	1:44.917	33.122	47.569	24.226	140.2	59:38.661
34	1	1:45.038	33.168	47.375	24.495	140.0	1:01:23.699

60 1.Christian TRABER, 2.Patrick SIMON — BMW M1 Procar, GT 2

Lap	D	Time	Sector 1	Sector 2	Sector 3	Kph	Elapsed
1	1	1:56.950	40.970	50.476	25.504	125.7	1:56.950
2	1	1:50.834	34.518	51.153	25.163	132.7	3:47.784
3	1	1:50.315	34.203	50.918	25.194	133.3	5:38.099
4	1	1:51.038	35.821	50.419	24.798	132.4	7:29.137
5	1	1:49.906	34.446	50.293	25.167	133.8	9:19.043
6	1	1:50.594	34.360	50.866	25.368	133.0	11:09.637
7	1	1:50.941	34.741	50.882	25.318	132.6	13:00.578
8	1	1:50.994	35.403	50.412	25.179	132.5	14:51.572
9	1	1:50.628	34.697	50.745	25.186	132.9	16:42.200
10	1	1:50.449	34.429	50.815	25.205	133.1	18:32.649
11	1	1:51.003	35.035	50.713	25.255	132.5	20:23.652
12	1	1:51.617	34.586	51.689	25.342	131.8	22:15.269
13	1	1:50.106	34.184	50.748	25.174	133.6	24:05.375
14	1	1:50.811	34.325	50.570	25.916	132.7	25:56.186
15	1	3:23.853 B	34.425	50.552	1:58.876	72.1	29:20.039
16	2	1:57.195	40.306	51.134	25.755	125.5	31:17.234
17	2	1:50.264	34.843	50.291	25.130	133.4	33:07.498
18	2	1:49.546	34.546	50.044	24.956	134.2	34:57.044
19	2	1:49.313	34.277	50.030	25.006	134.5	36:46.357
20	2	1:49.167	34.066	50.146	24.955	134.7	38:35.524
21	2	1:49.442	33.937	50.316	25.189	134.4	40:24.966
22	2	1:50.847	35.390	50.250	25.207	132.7	42:15.813
23	2	1:48.789	34.155	49.634	25.000	135.2	44:04.602
24	2	1:49.680	33.889	50.358	25.433	134.1	45:54.282
25	2	1:49.621	34.749	49.630	25.242	134.2	47:43.903
26	2	1:49.277	34.436	49.876	24.965	134.6	49:33.180
27	2	1:49.310	34.098	50.057	25.155	134.5	51:22.490
28	2	1:48.590	33.993	49.422	25.175	135.4	53:11.080
29	2	1:51.107	34.814	50.797	25.496	132.4	55:02.187
30	2	1:51.255	34.685	51.096	25.474	132.2	56:53.442
31	2	1:51.737	34.680	51.444	25.613	131.6	58:45.179
32	2	1:51.109	35.094	50.647	25.368	132.4	1:00:36.288
33	2	1:52.964	34.881	50.423	27.660	130.2	1:02:29.252

70 1.Robert BOOS — BMW M1 Procar, GT 2

Lap	D	Time	Sector 1	Sector 2	Sector 3	Kph	Elapsed
1	1	2:04.151	44.551	53.674	25.926	118.5	2:04.151
2	1	1:53.497	35.019	52.536	25.942	129.6	3:57.648
3	1	1:52.188	34.825	51.735	25.628	131.1	5:49.836
4	1	1:51.760	34.600	51.554	25.606	131.6	7:41.596
5	1	1:52.240	34.444	52.117	25.679	131.0	9:33.836
6	1	1:50.877	34.134	51.368	25.375	132.6	11:24.713
7	1	1:51.772	34.466	51.531	25.775	131.6	13:16.485
8	1	1:52.799	35.313	51.978	25.508	130.4	15:09.284
9	1	1:52.559	35.190	51.476	25.893	130.7	17:01.843
10	1	1:53.886	35.405	52.312	26.169	129.1	18:55.729
11	1	1:55.108	36.656	52.698	25.754	127.8	20:50.837
12	1	1:56.037	35.971	54.054	26.012	126.7	22:46.874
13	1	1:54.531	36.435	52.189	25.907	128.4	24:41.405
14	1	1:54.422	35.852	52.697	25.873	128.5	26:35.827
15	1	1:54.004	35.349	52.396	26.259	129.0	28:29.831
16	1	3:11.344 B	35.453	52.539	1:43.352	76.9	31:41.175
17	1	2:00.256	40.667	53.165	26.424	122.3	33:41.431
18	1	1:54.977	36.126	52.802	26.049	127.9	35:36.408
19	1	1:53.778	35.312	52.324	26.142	129.3	37:30.186
20	1	1:54.386	35.172	53.147	26.067	128.6	39:24.572
21	1	1:52.744	35.043	51.848	25.853	130.4	41:17.316
22	1	1:54.866	36.403	52.299	26.164	128.0	43:12.182
23	1	1:53.169	35.418	51.555	26.196	129.9	45:05.351
24	1	1:53.550	35.224	52.388	25.938	129.5	46:58.901
25	1	1:54.068	36.401	51.659	26.008	128.9	48:52.969
26	1	1:54.758	35.686	52.301	26.771	128.1	50:47.727
27	1	1:55.646	35.514	52.689	27.443	127.2	52:43.373
28	1	1:57.290	36.679	53.364	27.247	125.4	54:40.663
29	1	1:54.888	35.918	52.793	26.177	128.0	56:35.551
30	1	1:53.875	36.071	51.664	26.140	129.1	58:29.426
31	1	1:54.679	35.022	52.541	27.116	128.2	1:00:24.105
32	1	1:54.364	35.929	52.168	26.267	128.6	1:02:18.469

82 1.Siegfried BRUNN, 2.Philipp BRUNN — TOJ SC 206, PROTO 2

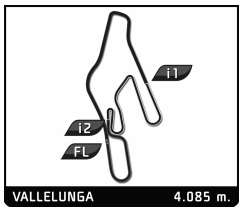

CLASSIC ENDURANCE 2
VALLELUNGA CLASSIC
RACE

Analysis

Personal Best | Session Best | B Crossing the finish line in pit lane

Lap	D	Time	Sector 1	Sector 2	Sector 3	Kph	Elapsed
1	1	1:49.828	39.047	47.507	23.274	133.9	1:49.828
2	1	1:42.003	32.454	46.281	23.268	144.2	3:31.831
3	1	1:41.958	32.045	46.407	23.506	144.2	5:13.789
4	1	1:42.290	32.226	46.293	23.771	143.8	6:56.079
5	1	1:40.887	32.159	45.795	22.933	145.8	8:36.966
6	1	1:41.054	32.037	45.720	23.297	145.5	10:18.020
7	1	1:41.231	31.673	46.141	23.417	145.3	11:59.251

85 1.Tony SINCLAIR — LOLA T292 BDG, PROTO 2

Lap	D	Time	Sector 1	Sector 2	Sector 3	Kph	Elapsed
1	1	1:48.292	37.791	47.287	23.214	135.8	1:48.292
2	1	1:42.232	32.342	46.995	22.895	143.8	3:30.524
3	1	1:41.522	31.682	47.078	22.762	144.9	5:12.046
4	1	1:41.962	32.601	46.719	22.642	144.2	6:54.008
5	1	1:41.593	32.154	46.767	22.672	144.8	8:35.601
6	1	1:41.270	31.792	46.577	22.901	145.2	10:16.871
7	1	1:41.813	31.960	46.814	23.039	144.4	11:58.684
8	1	1:41.787	31.960	47.076	22.751	144.5	13:40.471
9	1	1:41.332	31.964	46.488	22.880	145.1	15:21.803
10	1	1:41.778	32.193	46.672	22.913	144.5	17:03.581
11	1	1:42.583	33.389	46.677	22.517	143.4	18:46.164
12	1	1:40.773	31.792	46.487	22.494	145.9	20:26.937
13	1	1:42.851	32.500	47.706	22.645	143.0	22:09.788
14	1	1:41.158	32.003	46.289	22.866	145.4	23:50.946
15	1	1:41.849	32.069	47.093	22.687	144.4	25:32.795
16	1	1:40.883	31.470	46.348	23.065	145.8	27:13.678
17	1	3:19.793 B	32.074	46.727	2:00.992	73.6	30:33.471
18	1	1:46.250	37.273	46.364	22.613	138.4	32:19.721
19	1	1:40.642	31.727	46.234	22.681	146.1	34:00.363
20	1	1:41.019	31.632	46.490	22.897	145.6	35:41.382
21	1	1:41.903	31.902	47.084	22.917	144.3	37:23.285
22	1	1:42.089	31.681	47.534	22.874	144.1	39:05.374
23	1	1:41.236	31.933	46.332	22.971	145.3	40:46.610
24	1	1:42.490	32.624	46.994	22.872	143.5	42:29.100
25	1	1:41.871	32.222	46.749	22.900	144.4	44:10.971
26	1	1:42.482	31.898	47.069	23.515	143.5	45:53.453
27	1	1:41.701	32.188	46.717	22.796	144.6	47:35.154
28	1	1:41.505	31.956	46.727	22.822	144.9	49:16.659
29	1	1:42.404	32.151	47.142	23.111	143.6	50:59.063
30	1	1:43.781	32.484	47.623	23.674	141.7	52:42.844
31	1	1:44.148	32.921	47.920	23.307	141.2	54:26.992
32	1	1:42.869	32.295	47.391	23.183	143.0	56:09.861
33	1	1:44.242	32.487	48.174	23.581	141.1	57:54.103
34	1	1:44.755	33.228	47.583	23.944	140.4	59:38.858
35	1	1:45.195	33.281	47.731	24.183	139.8	1:01:24.053

87 1.Louis KOLLY — LOLA T292 BMW, PROTO 2

Lap	D	Time	Sector 1	Sector 2	Sector 3	Kph	Elapsed
1	1	1:57.916	42.387	50.568	24.961	124.7	1:57.916
2	1	1:47.375	33.934	49.479	23.962	137.0	3:45.291
3	1	1:47.720	32.951	50.478	24.291	136.5	5:33.011
4	1	1:47.694	33.544	50.324	23.826	136.6	7:20.705
5	1	1:46.826	33.473	49.755	23.598	137.7	9:07.531
6	1	1:45.676	32.863	48.938	23.875	139.2	10:53.207
7	1	1:45.592	32.507	49.102	23.983	139.3	12:38.799
8	1	1:47.343	33.665	49.647	24.031	137.0	14:26.142
9	1	1:48.238	33.875	50.260	24.103	135.9	16:14.380
10	1	1:59.307	37.376	55.522	26.409	123.3	18:13.687
11	1	1:54.908	36.543	53.097	25.268	128.0	20:08.595
12	1	1:51.086	34.289	52.369	24.428	132.4	21:59.681
13	1	1:48.924	34.245	50.485	24.194	135.0	23:48.605
14	1	1:49.959	33.858	51.207	24.894	133.7	25:38.564
15	1	3:45.931 B	33.203	50.948	2:21.780	65.1	29:24.495
16	1	1:51.234	37.507	49.646	24.081	132.2	31:15.729
17	1	1:47.221	33.089	50.078	24.054	137.2	33:02.950
18	1	1:46.712	32.909	49.827	23.976	137.8	34:49.662
19	1	1:48.295	32.960	50.220	25.115	135.8	36:37.957

94 1.Maurizio FRATTI, 2.Andrea CABIANCA — PORSCHE 934, GT 2

Lap	D	Time	Sector 1	Sector 2	Sector 3	Kph	Elapsed
1	1	1:58.402	41.691	51.126	25.585	124.2	1:58.402
2	1	1:50.322	33.947	51.466	24.909	133.3	3:48.724
3	1	1:49.595	34.229	50.490	24.876	134.2	5:38.319
4	1	1:49.163	34.782	49.664	24.717	134.7	7:27.482
5	1	1:47.112	33.499	48.980	24.633	137.3	9:14.594
6	1	1:47.546	33.837	48.976	24.733	136.7	11:02.140
7	1	1:48.050	33.637	49.521	24.892	136.1	12:50.190
8	1	1:53.432	38.338	50.129	24.965	129.6	14:43.622
9	1	1:50.622	34.789	50.178	25.655	132.9	16:34.244
10	1	1:48.999	33.875	49.953	25.171	134.9	18:23.243
11	1	1:50.358	34.666	50.549	25.143	133.3	20:13.601
12	1	1:50.523	35.042	50.179	25.302	133.1	22:04.124
13	1	1:50.618	34.576	50.654	25.388	132.9	23:54.742
14	1	1:50.575	34.552	50.309	25.714	133.0	25:45.317
15	1	1:50.293	34.678	50.227	25.388	133.3	27:35.610
16	1	1:49.832	34.345	50.096	25.391	133.9	29:25.442
17	1	1:50.902	35.449	49.914	25.539	132.6	31:16.344
18	2	3:42.867 B	34.116	50.824	2:17.927	66.0	34:59.211
19	2	1:59.935	39.669	52.622	27.644	122.6	36:59.146
20	2	1:52.391	36.165	50.455	25.771	130.8	38:51.537
21	2	1:53.163	35.398	51.889	25.876	130.0	40:44.700
22	2	1:52.858	36.286	50.733	25.839	130.3	42:37.558
23	2	1:52.312	35.827	50.676	25.809	130.9	44:29.870
24	2	1:51.498	35.002	50.523	25.973	131.9	46:21.368
25	2	1:53.826	35.729	51.725	26.372	129.2	48:15.194
26	2	1:54.268	35.770	52.331	26.167	128.7	50:09.462
27	2	1:57.901	36.930	54.095	26.876	124.7	52:07.363
28	2	1:55.513	36.164	52.678	26.671	127.3	54:02.876
29	2	1:59.960	36.175	53.453	30.332	122.6	56:02.836
30	2	2:18.633	59.171	53.323	26.139	106.1	58:21.469
31	2	1:55.190	36.092	52.820	26.278	127.7	1:00:16.659
32	2	1:57.056	37.283	53.078	26.695	125.6	1:02:13.715