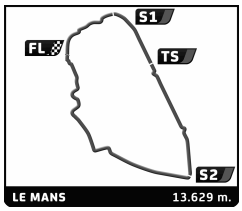

PLATEAU 2 - GRID 2

LE MANS CLASSIC 2014

RACE 1

Analysis

Personal Best | Session Best | **B** Crossing the finish line in pit lane

1

PORSCHE 356 Pre A - 1952
1.Rahim AGA KHAN
2.Andrew PRILL
3.Richard CLARK
GTS1

Lap	D	Time	Sector 1	Sector 2	Sector 3	Kph	Elapsed
1	1	7:10.428	1:38.818	2:27.428	3:04.182	114.0	7:10.428
2	1	6:22.680	1:01.236	2:22.369	2:59.075	128.2	13:33.108
3	1	6:34.570 B	1:01.482	2:27.199	3:05.889	124.3	20:07.678
4	1	7:44.937	2:21.754	2:27.105	2:56.078	105.5	27:52.615
5	1	6:15.458	1:00.176	2:22.835	2:52.447	130.7	34:08.073
6	1	6:22.689	59.388	2:24.099	2:59.202	128.2	40:30.762
7	1	6:17.868	1:00.790	2:21.107	2:55.971	129.8	46:48.630
8	1	6:11.492	1:00.097	2:17.702	2:53.693	132.1	53:00.122

2

FIAT 8V Zagato - 1953
1.Erich TRABER
2.Bruce TRENERY
3.Jurg KÖNIG
GTS2

Lap	D	Time	Sector 1	Sector 2	Sector 3	Kph	Elapsed
1	1	6:51.580	1:30.192	2:21.633	2:59.755	119.2	6:51.580
2	1	6:19.312	59.931	2:23.348	2:56.033	129.4	13:10.892
3	1	6:18.737 B	1:00.085	2:20.909	2:57.743	129.5	19:29.629
4	1	8:55.668	2:40.571	2:45.662	3:29.435	91.6	28:25.297
5	1	7:19.210	1:11.110	2:44.824	3:23.276	111.7	35:44.507
6	1	7:06.689	1:09.564	2:38.699	3:18.426	115.0	42:51.196
7	1	7:07.465	1:09.709	2:41.068	3:16.688	114.8	49:58.661

3

MASERATI 300 S - 1955
1.Pierre MELLINGER
2.Tommaso GELMINI
TSRC5A

Lap	D	Time	Sector 1	Sector 2	Sector 3	Kph	Elapsed
1	1	7:04.175	1:26.751	2:31.360	3:06.064	115.7	7:04.175
2	1	6:17.418	1:04.307	2:17.759	2:55.352	130.0	13:21.593
3	1	6:06.890	59.016	2:15.145	2:52.729	133.7	19:28.483
4	1	6:15.925 B	59.543	2:16.335	3:00.047	130.5	25:44.408
5	1	6:51.248	2:08.754	2:06.798	2:35.696	119.3	32:35.656
6	1	5:32.029	53.752	2:03.604	2:34.673	147.8	38:07.685
7	1	5:32.714	51.603	2:04.972	2:36.139	147.5	43:40.399
8	1	5:29.462	53.802	2:02.566	2:33.094	148.9	49:09.861

4

JAGUAR Type D - 1955
1.Clive JOY
2.Gavin PICKERING
TSRC6A

Lap	D	Time	Sector 1	Sector 2	Sector 3	Kph	Elapsed
1	1	20:52.982 B	50.272	1:49.732	...	39.2	20:52.982

5

MASERATI 300 S - 1955
1.Pierre RAGEYS
2.Nicolas CHAMBON
TSRC5A

Lap	D	Time	Sector 1	Sector 2	Sector 3	Kph	Elapsed
1	1	5:53.982	59.696	2:09.712	2:44.574	138.6	5:53.982
2	1	5:46.415	55.568	2:10.674	2:40.173	141.6	11:40.397
3	1	5:53.227	55.100	2:10.978	2:47.149	138.9	17:33.624
4	1	6:08.872 B	56.146	2:08.248	3:04.478	133.0	23:42.496
5	1	8:01.097	2:30.891	2:24.003	3:06.203	102.0	31:43.593
6	1	6:32.943	57.677	2:38.486	2:56.780	124.9	38:16.536
7	1	6:41.767	58.167	2:43.753	2:59.847	122.1	44:58.303
8	1	6:50.379	59.387	2:47.813	3:03.179	119.6	51:48.682

6

MASERATI 300 S - 1955
1.Dominik ROSCHMANN
TSRC5A

Lap	D	Time	Sector 1	Sector 2	Sector 3	Kph	Elapsed
1	1	7:05.340	1:02.728	3:15.394	2:47.218	115.4	7:05.340
2	1	5:46.984	54.287	2:14.514	2:38.183	141.4	12:52.324
3	1	5:36.609	52.957	2:08.481	2:35.171	145.8	18:28.933
4	1	5:46.813 B	53.477	2:10.146	2:43.190	141.5	24:15.746
5	1	7:22.907 B	2:20.481	2:10.240	2:52.186	110.8	31:38.653
6	1	10:29.902 B	4:06.674	2:44.909	3:38.319	77.9	42:08.555
7	1	7:08.896	2:17.649	2:12.748	2:38.499	114.4	49:17.451

7

JAGUAR XK 140 FHC - 1955
1.Paul CHASE-GARDENER
2.Simon JONES
GTS7

Lap	D	Time	Sector 1	Sector 2	Sector 3	Kph	Elapsed
1	1	7:47.196 B	1:28.226	2:48.389	3:30.581	105.0	7:47.196
2	1	9:15.533 B	3:21.156	2:41.489	3:12.888	88.3	17:02.729
3	1	7:58.371	2:27.509	2:29.924	3:00.938	102.6	25:01.100
4	1	6:46.672 B	1:00.797	2:30.165	3:15.710	120.6	31:47.772
5	1	11:24.809	5:52.723	2:29.507	3:02.579	71.6	43:12.581
6	1	6:40.967	1:01.097	2:34.320	3:05.550	122.4	49:53.548

8

ASTON MARTIN DB2/4 - 1954
1.Nicholas RUDDELL
GTS2

Lap	D	Time	Sector 1	Sector 2	Sector 3	Kph	Elapsed
1	1	6:06.306	1:04.876	2:16.751	2:44.679	133.9	6:06.306
2	1	5:53.212	56.476	2:13.031	2:43.705	138.9	11:59.518
3	1	5:53.123 B	56.235	2:12.050	2:44.838	138.9	17:52.641
4	1	7:09.943	2:17.336	2:10.763	2:41.844	114.1	25:02.584
5	1	5:50.671	56.996	2:12.165	2:41.510	139.9	30:53.255
6	1	5:49.910	56.441	2:11.718	2:41.751	140.2	36:43.165
7	1	5:48.178	56.081	2:11.033	2:41.064	140.9	42:31.343
8	1	5:49.839	55.985	2:10.071	2:43.783	140.2	48:21.182

10

KIEFT Climax 1100 - 1954
1.Rudolf ERNST
2.Michael HIBBERD
TSRC2A

Lap	D	Time	Sector 1	Sector 2	Sector 3	Kph	Elapsed
1	1	6:19.232	1:10.960	2:19.605	2:48.667	129.4	6:19.232
2	1	6:13.928	56.651	2:22.282	2:54.995	131.2	12:33.160
3	1	6:25.294 B	58.780	2:27.289	2:59.225	127.3	18:58.454
4	1	7:58.987	2:38.772	2:25.216	2:54.999	102.4	26:57.441
5	1	6:18.995	58.733	2:22.991	2:57.271	129.5	33:16.436
6	1	6:15.333	57.566	2:22.988	2:54.779	130.7	39:31.769
7	1	6:16.251	58.021	2:21.555	2:56.675	130.4	45:48.020
8	1	6:12.802	57.847	2:21.954	2:53.001	131.6	52:00.822

11

JAGUAR Type C - 1952
1.Nigel WEBB
TSRC6A

Lap	D	Time	Sector 1	Sector 2	Sector 3	Kph	Elapsed
1	1	5:44.176	1:01.217	2:03.911	2:39.048	142.6	5:44.176
2	1	5:32.579	53.547	2:02.918	2:36.114	147.5	11:16.755
3	1	5:35.816	53.752	2:03.340	2:38.724	146.1	16:52.571
4	1	5:49.657 B	54.273	2:13.294	2:42.090	140.3	22:42.228
5	1	7:08.164	2:24.113	2:05.608	2:38.443	114.6	29:50.392
6	1	5:37.365	54.739	2:06.679	2:35.947	145.4	35:27.757
7	1	5:42.603	56.466	2:07.984	2:38.153	143.2	41:10.360
8	1	5:36.080	55.212	2:02.515	2:38.353	146.0	46:46.440
9	1	5:34.317	53.880	2:03.760	2:36.677	146.8	52:20.757

12

JAGUAR Type D - 1955
1.Carlos MONTEVERDE
2.Gary PEARSON
3.Andrew SMITH
4.Joe TWYMAN
TSRC6A

Lap	D	Time	Sector 1	Sector 2	Sector 3	Kph	Elapsed
1	1	5:22.129	52.805	2:00.150	2:29.174	152.3	5:22.129
2	1	5:14.610	49.657	1:55.982	2:28.971	156.0	10:36.739
3	1	5:13.433	50.816	1:56.210	2:26.407	156.5	15:50.172

15

PORSCHE 356 Speed. 1500 S - 1954
1.Vincent TOURNEUR
2.Glenn DUTHIE
GTS1

Lap	D	Time	Sector 1	Sector 2	Sector 3	Kph	Elapsed
1	1	6:52.755	1:20.482	2:28.406	3:03.867	118.9	6:52.755

RICHARD MILLE EFG
Le Point ARTCURIAL MOTORCARS BENTLEY JAGUAR FINANCIAL SERVICES Ford PORSCHE MASERATI
Sarthe MOTUL Clear Channel ALAIN FIGARET NOSTALGIE

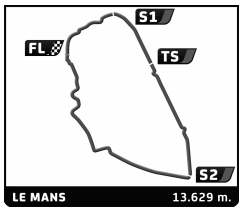

PLATEAU 2 - GRID 2

LE MANS CLASSIC 2014

RACE 1

Analysis

Personal Best | Session Best | **B** Crossing the finish line in pit lane

16

MORGAN +4 - 1953 — GTS1

1.Leigh SEBBA
2.Tamsin DOYLE
3.John EMBERSON

Lap	D	Time	Sector 1	Sector 2	Sector 3	Kph	Elapsed
1	1	8:14.983	1:50.546	2:53.997	3:30.440	99.1	8:14.983
2	1	7:28.572	1:09.049	2:55.320	3:24.203	109.4	15:43.555
3	1	7:41.706 B	1:08.365	2:56.401	3:36.940	106.3	23:25.261
4	1	8:48.712	2:48.805	2:42.105	3:17.802	92.8	32:13.973
5	1	7:09.881	1:05.521	2:45.553	3:18.807	114.1	39:23.854
6	1	7:08.549	1:08.720	2:41.731	3:18.098	114.5	46:32.403
7	1	7:07.441	1:06.540	2:44.411	3:16.490	114.8	53:39.844

17

MASERATI A6 GCS - 1954 — TSRC4A

1.François COINTREAU
2.Alfred COINTREAU
3.Patrice COUSSEAU
4.Olivier du BOUCHERON

Lap	D	Time	Sector 1	Sector 2	Sector 3	Kph	Elapsed
1	1	7:55.430	1:36.047	2:56.948	3:22.435	103.2	7:55.430
2	1	7:21.030 B	1:09.150	2:49.562	3:22.318	111.2	15:16.460
3	1	9:29.008	3:06.631	2:57.631	3:24.746	86.2	24:45.468
4	1	7:13.531	1:06.216	2:52.425	3:14.890	113.2	31:58.999
5	1	6:58.884	1:04.347	2:46.169	3:08.368	117.1	38:57.883
6	1	6:56.789	1:02.603	2:45.762	3:08.424	117.7	45:54.672
7	1	6:49.198	1:02.338	2:40.411	3:06.449	119.9	52:43.870

19

FRAZER NASH Le Mans Replica - 1952 — TSRC4A

1.Ian DALGLISH
2.Joe TWYMAN
3.Neil TWYMAN

Lap	D	Time	Sector 1	Sector 2	Sector 3	Kph	Elapsed
1	1	6:31.665	1:15.268	2:23.342	2:53.055	125.3	6:31.665
2	1	6:19.680	1:00.041	2:22.922	2:56.717	129.2	12:51.345
3	1	6:22.677 B	59.493	2:21.791	3:01.393	128.2	19:14.022
4	1	7:35.586	2:26.186	2:18.655	2:50.745	107.7	26:49.608
5	1	6:09.054	59.263	2:19.571	2:50.220	132.9	32:58.662
6	1	6:03.370	58.128	2:16.277	2:48.965	135.0	39:02.032
7	1	6:04.527	59.646	2:17.733	2:47.148	134.6	45:06.559
8	1	5:58.541	58.205	2:15.144	2:45.192	136.8	51:05.100

20

TRIUMPH TR2 - 1954 — GTS1

1.Fabrice MESTROT
2.José DA ROCHA

Lap	D	Time	Sector 1	Sector 2	Sector 3	Kph	Elapsed
1	1	6:17.688	1:08.879	2:19.844	2:48.965	129.9	6:17.688
2	1	5:58.345	56.260	2:16.383	2:45.702	136.9	12:16.033
3	1	5:56.317	55.834	2:17.447	2:43.036	137.7	18:12.350
4	1	6:10.256 B	55.827	2:17.358	2:57.071	132.5	24:22.606
5	1	7:29.574	2:27.235	2:18.155	2:44.184	109.1	31:52.180
6	1	5:48.235	56.142	2:13.155	2:38.938	140.9	37:40.415

21

LOTUS IX Sebring - 1955 — TSRC2A

1.Patrice COUSSEAU
2.Alfred COINTREAU

Lap	D	Time	Sector 1	Sector 2	Sector 3	Kph	Elapsed
1	1	6:44.483	1:17.755	2:29.133	2:57.595	121.3	6:44.483
2	1	6:09.193	57.541	2:22.947	2:48.705	132.9	12:53.676
3	1	6:16.229 B	57.557	2:20.321	2:58.351	130.4	19:09.905
4	1	8:10.617	2:54.512	2:25.924	2:50.181	100.0	27:20.522
5	1	6:09.251	55.970	2:22.220	2:51.061	132.9	33:29.773

23

AUSTIN HEALEY 100 M - 1955 — GTS2

1.Georges TROUSSIER

Lap	D	Time	Sector 1	Sector 2	Sector 3	Kph	Elapsed
1	1	7:54.556	1:40.319	2:51.016	3:23.221	103.4	7:54.556
2	1	6:49.218	1:05.367	2:36.853	3:06.998	119.9	14:43.774
3	1	6:53.046 B	1:04.254	2:32.900	3:15.892	118.8	21:36.820
4	1	8:34.111	2:43.306	2:44.506	3:06.299	95.4	30:10.931
5	1	6:41.542	1:03.721	2:34.547	3:03.274	122.2	36:52.473
6	1	6:48.288	1:01.764	2:32.379	3:14.145	120.2	43:40.761
7	1	6:46.851	1:01.188	2:36.081	3:09.582	120.6	50:27.612

24

DB PANHARD Barquette Le Mans - 1952 — TSRC2A

1.Philippe GAYRAUD
2.Claude GAYRAUD

Lap	D	Time	Sector 1	Sector 2	Sector 3	Kph	Elapsed
1	1	7:30.039	1:37.961	2:40.904	3:11.174	109.0	7:30.039
2	1	6:48.355	1:02.618	2:38.851	3:06.886	120.2	14:18.394
3	1	7:02.504 B	1:04.199	2:40.796	3:17.509	116.1	21:20.898
4	1	9:37.043	2:41.828	3:07.214	3:48.001	85.0	30:57.941
5	1	8:07.363	1:15.645	3:07.243	3:44.475	100.7	39:05.304
6	1	7:56.433	1:15.652	3:01.136	3:39.645	103.0	47:01.737
7	1	7:54.752	1:14.506	3:00.117	3:40.129	103.3	54:56.489

25

MERCEDES 300 SL - 1955 — GTS7

1.Erich OELSCHLAGEL
2.Johannes HUBER

Lap	D	Time	Sector 1	Sector 2	Sector 3	Kph	Elapsed
1	1	5:33.824	57.159	2:04.343	2:32.322	147.0	5:33.824
2	1	5:28.190	52.683	2:05.199	2:30.308	149.5	11:02.014
3	1	5:33.759 B	52.261	2:05.042	2:36.456	147.0	16:35.773
4	1	7:32.387	2:26.407	2:17.235	2:48.745	108.5	24:08.160
5	1	5:58.339	59.112	2:13.047	2:46.180	136.9	30:06.499
6	1	5:54.173	59.086	2:12.508	2:42.579	138.5	36:00.672
7	1	5:51.440	57.250	2:11.349	2:42.841	139.6	41:52.112
8	1	5:52.272	56.020	2:11.009	2:45.243	139.3	47:44.384

26

AUSTIN HEALEY 100 S - 1954 — GTS2

1.John YOUNG

Lap	D	Time	Sector 1	Sector 2	Sector 3	Kph	Elapsed
1	1	5:40.845	56.821	2:07.533	2:36.491	143.9	5:40.845
2	1	5:31.702	52.628	2:05.502	2:33.572	147.9	11:12.547
3	1	5:38.256 B	51.996	2:05.023	2:41.237	145.1	16:50.803
4	1	6:58.907	2:18.528	2:07.679	2:32.700	117.1	23:49.710
5	1	5:30.459	53.362	2:05.070	2:32.027	148.5	29:20.169
6	1	5:29.522	52.328	2:03.989	2:33.205	148.9	34:49.691
7	1	5:37.911 B	52.121	2:05.453	2:40.337	145.2	40:27.602
8	1	7:50.050	3:08.291	2:06.349	2:35.410	104.4	48:17.652

27

ASTON MARTIN DB2/4 - 1953 — GTS2

1.Hermano DA SILVA RAMOS
2.Jacques EGURREGUY
3.Jean BELLERET

Lap	D	Time	Sector 1	Sector 2	Sector 3	Kph	Elapsed
1	1	9:50.227	3:37.022	2:49.918	3:23.287	83.1	9:50.227
2	1	7:13.993	1:07.444	2:44.416	3:22.133	113.1	17:04.220
3	1	7:40.375 B	1:06.806	2:49.835	3:43.734	106.6	24:44.595
4	1	8:56.805	2:54.338	2:43.602	3:18.865	91.4	33:41.400
5	1	7:13.173	1:08.509	2:48.516	3:16.148	113.3	40:54.573
6	1	7:03.563	1:06.512	2:42.126	3:14.925	115.8	47:58.136

28

OSCA S 1500 TN - 1957 — TSRC3A

1.Antoine BLASCO
2.Jean PEYRAUD

Lap	D	Time	Sector 1	Sector 2	Sector 3	Kph	Elapsed
1	1	7:13.062	1:31.431	2:34.203	3:07.428	113.3	7:13.062

RICHARD MILLE EFG
Le Point ARTCURIAL MOTORCARS BENTLEY JAGUAR FINANCIAL SERVICES Ford PORSCHE MASERATI NOSTALGIE
MOTUL Clear Channel ALAIN FIGARET

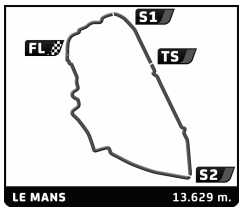

PLATEAU 2 - GRID 2

LE MANS CLASSIC 2014

RACE 1

Analysis

Personal Best | Session Best | **B** Crossing the finish line in pit lane

29

JAGUAR Type C - 1952

1.Alex BUNCOMBE

TSRC6A

Lap	D	Time	Sector 1	Sector 2	Sector 3	Kph	Elapsed
1	1	5:00.732	48.715	1:53.331	2:18.686	163.1	5:00.732
2	1	4:59.132	46.909	1:54.899	2:17.324	164.0	9:59.864
3	1	4:59.528	47.839	1:52.831	2:18.858	163.8	14:59.392
4	1	5:08.523 B	47.292	1:53.827	2:27.404	159.0	20:07.915
5	1	6:35.505	2:20.245	1:55.210	2:20.050	124.1	26:43.420
6	1	5:03.722	49.399	1:52.817	2:21.506	161.5	31:47.142
7	1	5:04.629	47.793	1:55.351	2:21.485	161.1	36:51.771
8	1	5:06.139	49.512	1:55.049	2:21.578	160.3	41:57.910
9	1	5:13.982	50.539	1:57.345	2:26.098	156.3	47:11.892

30

PORSCHE 356 - 1954

1.Jean-François PENILLARD
2.Alexandre FERRIER

GTS1

Lap	D	Time	Sector 1	Sector 2	Sector 3	Kph	Elapsed
1	1	6:22.515	1:09.447	2:22.549	2:50.519	128.3	6:22.515
2	1	6:12.105	58.249	2:22.320	2:51.536	131.9	12:34.620
3	1	6:22.162 B			2:58.989	128.4	18:56.782
4	1	7:38.160	2:21.346	2:23.633	2:53.181	107.1	26:34.942
5	1	6:20.799	59.683	2:27.573	2:53.543	128.8	32:55.741
6	1	6:14.154	59.264	2:22.071	2:52.819	131.1	39:09.895
7	1	6:16.548	59.660	2:22.519	2:54.369	130.3	45:26.443
8	1	6:14.221	58.099	2:22.244	2:53.878	131.1	51:40.664

31

LANCIA Aurelia B20 - 1956

1.Michel PECCENINI
2.Isabelle JONVILLE CHAROY

GTS6

Lap	D	Time	Sector 1	Sector 2	Sector 3	Kph	Elapsed
1	1	7:17.872	1:36.478	2:31.605	3:09.789	112.1	7:17.872
2	1	6:46.413	1:05.657	2:31.862	3:08.894	120.7	14:04.285
3	1	7:09.494 B	1:05.759	2:42.389	3:21.346	114.2	21:13.779
4	1	8:30.818	2:36.396	2:39.837	3:14.585	96.1	29:44.597
5	1	6:57.064	1:07.433	2:38.385	3:11.246	117.6	36:41.661
6	1	6:48.949	1:05.454	2:34.664	3:08.831	120.0	43:30.610
7	1	6:45.909	1:05.303	2:34.395	3:06.211	120.9	50:16.519

32

JAGUAR Type C - 1951

1.Simon BUTLER
2.Rich MARTIN

TSRC6A

Lap	D	Time	Sector 1	Sector 2	Sector 3	Kph	Elapsed
1	1	5:42.697	59.411	2:04.893	2:38.393	143.2	5:42.697
2	1	5:29.186	51.968	2:04.357	2:32.861	149.0	11:11.883
3	1	5:25.621	51.461	2:04.657	2:29.503	150.7	16:37.504
4	1	5:33.749 B	51.759	2:07.024	2:34.966	147.0	22:11.253
5	1	7:11.195	2:21.712	2:12.108	2:37.375	113.8	29:22.448
6	1	5:36.963	52.842	2:08.241	2:35.880	145.6	34:59.411
7	1	5:42.052	55.854	2:08.952	2:37.246	143.4	40:41.463
8	1	5:45.952	53.949	2:13.317	2:38.686	141.8	46:27.415
9	1	5:40.922	55.470	2:09.814	2:35.638	143.9	52:08.337

33

TALBOT LAGO T26 GS - 1951

1.Jose FERNANDEZ
2.Sam STRETTON
3.Carlos de MIGUEL
4.Miguel ARIAS CANETE

TSRC6A

Lap	D	Time	Sector 1	Sector 2	Sector 3	Kph	Elapsed
1	1	6:40.729	1:23.970	2:25.794	2:50.965	122.4	6:40.729
2	1	5:57.719	54.127	2:20.274	2:43.318	137.2	12:38.448
3	1	5:58.940	54.811	2:21.141	2:42.988	136.7	18:37.388
4	1	6:00.873	55.014	2:23.369	2:42.490	136.0	24:38.261
5	1	6:07.011 B	54.691	2:21.496	2:50.824	133.7	30:45.272
6	1	12:44.440	6:38.533	2:43.236	3:22.671	64.2	43:29.712
7	1	6:57.533	1:05.242	2:39.212	3:13.079	117.5	50:27.245

34

MERCEDES 300 SL - 1955

1.Christian PFESSDORF
2.Pierre de THOISY
3.Joachim VON FINCKENSTEIN

GTS7

Lap	D	Time	Sector 1	Sector 2	Sector 3	Kph	Elapsed
1	1	5:44.941	1:00.075	2:06.281	2:38.585	142.2	5:44.941
2	1	5:35.934	53.334	2:06.533	2:36.067	146.1	11:20.875
3	1	5:39.576	53.276	2:09.999	2:36.301	144.5	17:00.451
4	1	5:45.745 B	52.907	2:09.823	2:43.015	141.9	22:46.196
5	1	8:09.879 B	2:26.240	2:12.086	3:31.553	100.2	30:56.075
6	1	6:43.749	1:58.856	2:09.954	2:34.939	121.5	37:39.824
7	1	5:35.796	53.875	2:05.978	2:35.943	146.1	43:15.620
8	1	5:36.078	52.468	2:07.025	2:36.585	146.0	48:51.698

35

ASTON MARTIN DB3 - 1952

1.Martin MELLING

TSRC5A

Lap	D	Time	Sector 1	Sector 2	Sector 3	Kph	Elapsed
1	1	6:05.888	1:04.120	2:16.630	2:45.138	134.1	6:05.888
2	1	5:50.215	56.033	2:12.700	2:41.482	140.1	11:56.103
3	1	5:55.018 B	56.082	2:11.973	2:46.963	138.2	17:51.121
4	1	7:17.122	2:22.368	2:10.718	2:44.036	112.2	25:08.243
5	1	6:00.410	58.107	2:17.933	2:44.370	136.1	31:08.653
6	1	5:51.878	57.553	2:11.834	2:42.491	139.4	37:00.531
7	1	5:50.960	56.466	2:11.702	2:42.792	139.8	42:51.491
8	1	5:49.148	55.703	2:10.281	2:43.164	140.5	48:40.639

36

MASERATI A6 GCS - 1954

1.Martin SUCARI
2.Claudio SCALISE

TSRC4A

Lap	D	Time	Sector 1	Sector 2	Sector 3	Kph	Elapsed
1	1	7:10.020	1:29.757	2:32.363	3:07.900	114.1	7:10.020
2	1	6:24.928	59.842	2:27.390	2:57.696	127.5	13:34.948
3	1	6:40.362 B	1:00.272	2:28.667	3:11.423	122.6	20:15.310
4	1	7:53.904	2:25.980	2:27.569	3:00.355	103.5	28:09.214
5	1	6:21.010	1:00.463	2:26.772	2:53.775	128.8	34:30.224
6	1	6:27.038	1:01.609	2:27.636	2:57.793	126.8	40:57.262
7	1	6:23.798	1:01.629	2:26.415	2:55.754	127.8	47:21.060

38

JAGUAR Type C - 1953

1.Nicholas FINBURGH
2.Robert NEWALL

TSRC6A

Lap	D	Time	Sector 1	Sector 2	Sector 3	Kph	Elapsed
1	1	5:39.727	55.574	2:05.468	2:38.685	144.4	5:39.727
2	1	5:30.097	52.576	2:03.746	2:33.775	148.6	11:09.824
3	1	5:35.033 B	51.565	2:04.032	2:39.436	146.4	16:44.857
4	1	7:00.922	2:18.561	2:06.822	2:35.539	116.6	23:45.779
5	1	5:31.880	52.230	2:03.949	2:35.701	147.8	29:17.659
6	1	5:30.539	52.796	2:03.651	2:34.092	148.4	34:48.198
7	1	5:33.472	52.861	2:03.512	2:37.099	147.1	40:21.670
8	1	5:35.250	52.404	2:07.582	2:35.264	146.4	45:56.920
9	1	5:28.959	51.809	2:03.080	2:34.070	149.2	51:25.879

39

KIEFT MG - 1954

1.Geoffroy de LACRETELLE
2.Patrick BAIGNERES
3.Max VILLY

TSRC2A

Lap	D	Time	Sector 1	Sector 2	Sector 3	Kph	Elapsed
1	1	7:02.741	1:18.973	2:37.409	3:06.359	116.1	7:02.741
2	1	7:06.481 B	1:17.303	2:43.372	3:05.806	115.0	14:09.222

RICHARD MILLE EFG Le Point ARTCURIAL MOTORCARS BENTLEY JAGUAR FINANCIAL SERVICES Ford PORSCHE MASERATI NOSTALGIE MOTUL Clear Channel ALAIN FIGARET

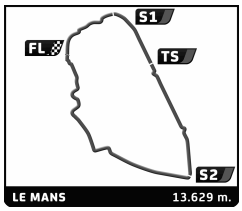

PLATEAU 2 - GRID 2

LE MANS CLASSIC 2014

RACE 1

Analysis

Personal Best | Session Best | **B** Crossing the finish line in pit lane

41

MORETTI 750 Grand Sport - 1956

1.Leon PRICE
2.Rob BARFF

TSRC1A

Lap	D	Time	Sector 1	Sector 2	Sector 3	Kph	Elapsed
1	1	8:01.917	1:39.141	2:58.253	3:24.523	101.8	8:01.917
2	1	7:26.227	1:06.189	2:59.005	3:21.033	110.0	15:28.144
3	1	7:25.643 B	1:05.080	2:59.700	3:20.863	110.1	22:53.787
4	1	9:31.856	2:45.274	3:09.160	3:37.422	85.8	32:25.643
5	1	7:55.210	1:14.985	3:04.924	3:35.301	103.2	40:20.853
6	1	7:56.477	1:15.206	3:03.873	3:37.398	103.0	48:17.330

42

ASTON MARTIN DB3 - 1953

1.Mark MIDGLEY
2.Chris WOODGATE
3.Richard HOPE

TSRC5A

Lap	D	Time	Sector 1	Sector 2	Sector 3	Kph	Elapsed
1	1	5:40.180	56.407	2:06.125	2:37.648	144.2	5:40.180
2	1	5:30.854	52.619	2:04.360	2:33.875	148.3	11:11.034
3	1	5:29.941	52.063	2:05.441	2:32.437	148.7	16:40.975
4	1	5:40.628 B	53.098	2:06.769	2:40.761	144.0	22:21.603
5	1	7:15.989	2:25.949	2:11.508	2:38.532	112.5	29:37.592
6	1	5:41.827	54.340	2:08.873	2:38.614	143.5	35:19.419
7	1	5:45.837	55.584	2:10.450	2:39.803	141.9	41:05.256
8	1	5:45.514	54.945	2:07.380	2:43.189	142.0	46:50.770
9	1	5:41.613	55.900	2:08.218	2:37.495	143.6	52:32.383

43

MERCEDES 300 SL - 1955

1.Peter MULDER
2.Patrick SIMON

GTS7

Lap	D	Time	Sector 1	Sector 2	Sector 3	Kph	Elapsed
1	1	5:19.071	51.594	2:00.261	2:27.216	153.8	5:19.071
2	1	5:15.370	49.802	2:00.042	2:25.526	155.6	10:34.441
3	1	5:21.710 B	50.134	2:01.159	2:30.417	152.5	15:56.151
4	1	6:48.218	2:16.234	2:04.063	2:27.921	120.2	22:44.369

44

ASTON MARTIN DB2/4 - 1954

1.Jean-Yves GRANDIDIER

GTS2

Lap	D	Time	Sector 1	Sector 2	Sector 3	Kph	Elapsed
1	1	6:12.583	1:07.053	2:18.453	2:47.077	131.7	6:12.583
2	1	6:03.082	58.518	2:18.673	2:45.891	135.1	12:15.665
3	1	6:00.831	58.007	2:18.176	2:44.648	136.0	18:16.496
4	1	6:08.522 B	57.137	2:17.523	2:53.862	133.1	24:25.018
5	1	7:38.776	2:33.565	2:18.965	2:46.246	106.9	32:03.794
6	1	5:57.099	58.897	2:15.270	2:42.932	137.4	38:00.893
7	1	5:56.073	56.628	2:16.512	2:42.933	137.8	43:56.966
8	1	5:58.662	56.740	2:17.177	2:44.745	136.8	49:55.628

45

DKW Monza - 1956

1.Alain MARIE
2.Pierrick BUNOUF

GTS3

Lap	D	Time	Sector 1	Sector 2	Sector 3	Kph	Elapsed
1	1	8:15.555	1:51.587	2:57.661	3:26.307	99.0	8:15.555
2	1	7:28.941 B	1:08.388	2:52.756	3:27.797	109.3	15:44.496
3	1	8:16.737 B	1:46.216	3:03.797	3:26.724	98.8	24:01.233
4	1	9:18.516	2:39.574	3:03.924	3:35.018	87.8	33:19.749
5	1	7:51.081	1:12.769	3:00.464	3:37.848	104.2	41:10.830
6	1	7:46.507	1:12.537	2:56.689	3:37.281	105.2	48:57.337

46

ALLARD J2 - 1951

1.Robert FRANCIS
2.John THOMPSON

GTS2

Lap	D	Time	Sector 1	Sector 2	Sector 3	Kph	Elapsed
1	1	6:54.265	1:37.557	2:16.080	3:00.628	118.4	6:54.265
2	1	6:24.800 B	58.279	2:20.265	3:06.256	127.5	13:19.065
3	1	7:30.406	2:24.672	2:16.939	2:48.795	108.9	20:49.471
4	1	5:53.824	56.128	2:14.501	2:43.195	138.7	26:43.295
5	1	6:06.582	57.022	2:21.181	2:48.379	133.8	32:49.877
6	1	7:25.556 B	56.383	2:49.021	3:40.152	110.1	40:15.433

47

FRAZER NASH Le Mans Replica - 1950

1.Tim SUMMERS
2.Jack DONALDSON

TSRC4A

Lap	D	Time	Sector 1	Sector 2	Sector 3	Kph	Elapsed
1	1	6:25.955	1:13.714	2:22.582	2:49.659	127.1	6:25.955
2	1	6:02.743	57.264	2:18.337	2:47.142	135.3	12:28.698
3	1	6:07.422 B	57.729	2:18.504	2:51.189	133.5	18:36.120
4	1	7:37.973	2:32.446	2:20.795	2:44.732	107.1	26:14.093
5	1	5:59.582	57.006	2:17.160	2:45.416	136.4	32:13.675
6	1	5:59.498	56.134	2:18.699	2:44.665	136.5	38:13.173
7	1	5:58.484	56.363	2:17.553	2:44.568	136.9	44:11.657
8	1	6:00.124	56.458	2:17.804	2:45.862	136.2	50:11.781

48

ASTON MARTIN DB2 Lightweight - 1951

1.Glynn ALLEN
2.Julian BAILEY-WATTS

GTS2

Lap	D	Time	Sector 1	Sector 2	Sector 3	Kph	Elapsed
1	1	6:24.874	1:15.754	2:19.715	2:49.405	127.5	6:24.874
2	1	6:02.919	57.640	2:17.103	2:48.176	135.2	12:27.793
3	1	6:05.010 B	57.370	2:15.633	2:52.007	134.4	18:32.803
4	1	7:39.976	2:44.761	2:12.798	2:42.417	106.7	26:12.779
5	1	5:49.906	56.799	2:10.516	2:42.591	140.2	32:02.685
6	1	5:46.246	56.525	2:09.775	2:39.946	141.7	37:48.931
7	1	5:49.552	56.376	2:11.121	2:42.055	140.4	43:38.483
8	1	5:52.005	57.280	2:09.310	2:45.415	139.4	49:30.488

49

LOTUS XI 1100 - 1957

1.Baron REEDTZ-THOTT
2.Jacob HOLSTEIN
3.Rasmus LOKVIG

TSRC2A

Lap	D	Time	Sector 1	Sector 2	Sector 3	Kph	Elapsed
1	1	5:48.737	1:01.932	2:07.941	2:38.864	140.7	5:48.737
2	1	5:34.143	53.363	2:07.869	2:32.911	146.8	11:22.880
3	1	5:31.799	53.187	2:04.983	2:33.629	147.9	16:54.679
4	1	5:46.918 B	53.152	2:11.867	2:41.899	141.4	22:41.597
5	1	7:06.618	2:20.145	2:09.315	2:37.158	115.0	29:48.215
6	1	5:35.778	53.867	2:06.450	2:35.461	146.1	35:23.993
7	1	5:37.550	52.974	2:06.641	2:37.935	145.4	41:01.543
8	1	5:43.765	53.863	2:07.455	2:42.447	142.7	46:45.308
9	1	5:35.908	52.296	2:05.122	2:38.490	146.1	52:21.216

50

LANCIA Aurelia B20 - 1953

1.Carlos QUIROGA
2.Camilo STEUER
3.Alvaro QUIROGA
4.Thomas STEVER

GTS2

Lap	D	Time	Sector 1	Sector 2	Sector 3	Kph	Elapsed
1	1	7:54.537 B	1:40.715	2:44.560	3:29.262	103.4	7:54.537
2	1	9:07.304	2:39.489	2:56.013	3:31.802	89.6	17:01.841
3	1	7:35.318	1:10.985	2:57.210	3:27.123	107.8	24:37.159
4	1	7:21.502	1:07.459	2:50.312	3:23.731	111.1	31:58.661
5	1	7:36.546 B	1:10.450	2:50.635	3:35.461	107.5	39:35.207
6	1	12:07.690	5:24.022	3:09.371	3:34.297	67.4	51:42.897

51

ASTON MARTIN DB2/4 - 1953

1.Nigel BATCHELOR

GTS2

RICHARD MILLE EFG
Le Point ARTCURIAL MOTORCARS BENTLEY JAGUAR FINANCIAL SERVICES Ford PORSCHE MASERATI NOSTALGIE
MOTUL Clear Channel ALAIN FIGARET

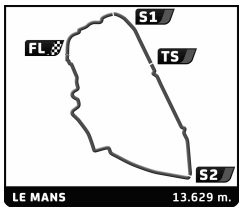

PLATEAU 2 - GRID 2

LE MANS CLASSIC 2014

RACE 1

Analysis

Personal Best | Session Best | **B** Crossing the finish line in pit lane

52

LANCIA Aurelia B20 GT - 1956

1.Pierre BOS
2.Jean CARRERE

GTS6

Lap	D	Time	Sector 1	Sector 2	Sector 3	Kph	Elapsed
1	1	8:14.591				99.2	8:14.591
2	1	7:36.177				107.6	15:50.768
3	1	7:49.349 **B**				104.5	23:40.117
4	1	9:48.178				83.4	33:28.295
5	1	7:34.336				108.0	41:02.631
6	1	7:23.544				110.6	48:26.175

53

JAGUAR XK 120 - 1952

1.Jarrah VENABLES

GTS2

Lap	D	Time	Sector 1	Sector 2	Sector 3	Kph	Elapsed
1	1	5:50.120	1:02.496	2:08.595	2:39.029	140.1	5:50.120
2	1	5:37.518	53.117	2:08.876	2:35.525	145.4	11:27.638
3	1	5:49.148 **B**	54.259	2:11.917	2:42.972	140.5	17:16.786
4	1	7:11.025	2:27.722	2:08.546	2:34.757	113.8	24:27.811
5	1	5:39.453	54.694	2:07.524	2:37.235	144.5	30:07.264
6	1	9:20.686 **B**	1:15.944	5:03.174	3:01.568	87.5	39:27.950

54

AUSTIN HEALEY 100 M - 1956

1.Philippe LANTERNIER
2.Gildas LECOMTE DU NOÜY

GTS2

Lap	D	Time	Sector 1	Sector 2	Sector 3	Kph	Elapsed
1	1	7:40.035	1:37.786	2:49.035	3:13.214	106.7	7:40.035
2	1	6:57.153	1:05.275	2:38.771	3:13.107	117.6	14:37.188
3	1	6:53.721 **B**	1:04.745	2:35.408	3:13.568	118.6	21:30.909
4	1	8:54.107	2:45.741	2:46.790	3:21.576	91.9	30:25.016
5	1	7:10.579	1:11.967	2:42.498	3:16.114	113.9	37:35.595
6	1	7:07.105	1:09.443	2:44.172	3:13.490	114.9	44:42.700
7	1	7:06.266	1:10.089	2:41.160	3:15.017	115.1	51:48.966

55

DB PANHARD HBR4 - 1954

1.Michel BLANCHARD
2.Karine BLANCHARD

TSRC1A

Lap	D	Time	Sector 1	Sector 2	Sector 3	Kph	Elapsed
1	1	7:54.259	1:44.681	2:45.946	3:23.632	103.5	7:54.259
2	1	7:18.762	1:09.729	2:47.529	3:21.504	111.8	15:13.021
3	1	7:25.970 **B**	1:09.752	2:47.474	3:28.744	110.0	22:38.991
4	1	9:33.716	2:56.925	3:04.026	3:32.765	85.5	32:12.707
5	1	7:32.300	1:11.694	2:51.392	3:29.214	108.5	39:45.007
6	1	7:34.572	1:12.658	2:53.657	3:28.257	107.9	47:19.579

57

TRIUMPH TR2 - 1955

1.Neil FENDER
2.Guy BROAD

GTS6

Lap	D	Time	Sector 1	Sector 2	Sector 3	Kph	Elapsed
1	1	6:16.795	1:06.112	2:22.217	2:48.466	130.2	6:16.795
2	1	6:53.385 **B**	55.895	2:16.594	3:40.896	118.7	13:10.180

59

JOWETT Jupiter - 1953

1.Roger WHITESIDE
2.Richard THORNE

TSRC3A

Lap	D	Time	Sector 1	Sector 2	Sector 3	Kph	Elapsed
1	1	8:23.061	1:51.148	3:05.441	3:26.472	97.5	8:23.061
2	1	7:29.809	1:06.641	2:58.300	3:24.868	109.1	15:52.870
3	1	7:34.415 **B**	1:06.637	2:59.315	3:28.463	108.0	23:27.285
4	1	9:00.740	2:37.930	3:01.012	3:21.798	90.7	32:28.025
5	1	7:21.360	1:05.771	2:58.557	3:17.032	111.2	39:49.385
6	1	7:30.449	1:05.717	2:58.993	3:25.739	108.9	47:19.834

60

PORSCHE 356 Pre A - 1954

1.Carlos BELTRAN ANDREU
2.Pablo TARRERO
3.Guillermo VELASCO

GTS1

Lap	D	Time	Sector 1	Sector 2	Sector 3	Kph	Elapsed
1	1	7:46.770				105.1	7:46.770
2	1	7:31.401 **B**				108.7	15:18.171
3	1	8:24.665				97.2	23:42.836
4	1	7:14.951				112.8	30:57.787
5	1	7:09.782				114.2	38:07.569
6	1	7:13.228				113.3	45:20.797
7	1	7:17.518				112.1	52:38.315

61

TRIUMPH TR2 - 1955

1.Thierry NOYER
2.Sebastien DIERICK

GTS6

Lap	D	Time	Sector 1	Sector 2	Sector 3	Kph	Elapsed
1	1	7:10.951	1:27.671	2:34.680	3:08.600	113.9	7:10.951
2	1	6:34.700	1:01.839	2:33.539	2:59.322	124.3	13:45.651
3	1	6:35.615 **B**	1:00.154	2:31.859	3:03.602	124.0	20:21.266
4	1	7:50.318	2:18.328	2:30.034	3:01.956	104.3	28:11.584
5	1	6:30.423	1:01.611	2:29.154	2:59.658	125.7	34:42.007
6	1	6:32.874	1:02.882	2:29.780	3:00.212	124.9	41:14.881
7	1	6:25.649	1:00.781	2:28.916	2:55.952	127.2	47:40.530

62

PORSCHE 356 A - 1956

1.Luis LOPEZ ANOS
2.José ZORILLA DAFAUCE

GTS5

Lap	D	Time	Sector 1	Sector 2	Sector 3	Kph	Elapsed
1	1	7:18.463	1:36.905	2:33.404	3:08.154	111.9	7:18.463
2	1	6:34.915	1:02.275	2:30.980	3:01.660	124.2	13:53.378
3	1	6:37.486	1:01.352	2:33.443	3:02.691	123.4	20:30.864
4	1	6:38.324	1:02.132	2:32.882	3:03.310	123.2	27:09.188
5	1	6:41.818 **B**	1:01.038	2:30.980	3:09.800	122.1	33:51.006
6	1	8:00.970	2:36.641	2:29.035	2:55.294	102.0	41:51.976
7	1	6:20.758	59.534	2:27.465	2:53.759	128.9	48:12.734

63

AC ACE Bristol - 1954

1.Mark RICHARDSON
2.John BOWLES

GTS1

Lap	D	Time	Sector 1	Sector 2	Sector 3	Kph	Elapsed
1	1	6:43.259	1:13.408	2:28.318	3:01.533	121.7	6:43.259
2	1	6:36.857	1:02.352	2:31.482	3:03.023	123.6	13:20.116
3	1	6:44.006 **B**	1:01.616	2:29.366	3:13.024	121.4	20:04.122
4	1	7:53.284	2:43.923	2:20.163	2:49.198	103.7	27:57.406
5	1	6:01.641	56.447	2:18.735	2:46.459	135.7	33:59.047
6	1	6:04.643	56.471	2:19.464	2:48.708	134.6	40:03.690
7	1	6:03.047	56.879	2:18.823	2:47.345	135.1	46:06.737
8	1	6:00.442	55.742	2:18.345	2:46.355	136.1	52:07.179

64

AUSTIN HEALEY 100 M - 1954

1.Stefano FRISCIA
2.Guillaume MEURISSE

GTS2

Lap	D	Time	Sector 1	Sector 2	Sector 3	Kph	Elapsed
1	1	6:50.655	1:14.689	2:31.375	3:04.591	119.5	6:50.655
2	1	6:55.343 **B**	1:02.956	2:34.698	3:17.689	118.1	13:45.998
3	1	8:12.280	2:35.356	2:33.886	3:03.038	99.7	21:58.278
4	1	6:31.519	59.978	2:32.182	2:59.359	125.3	28:29.797
5	1	6:24.977	1:00.457	2:28.007	2:56.513	127.4	34:54.774
6	1	6:24.821	59.768	2:28.003	2:57.050	127.5	41:19.595
7	1	6:27.076	1:00.708	2:28.750	2:57.618	126.8	47:46.671

RICHARD MILLE EFG MOTUL Clear Channel ALAIN FIGARET Le Point ARTCURIAL MOTORCARS BENTLEY JAGUAR FINANCIAL SERVICES Ford PORSCHE MASERATI NOSTALGIE

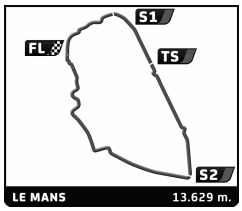

PLATEAU 2 - GRID 2

LE MANS CLASSIC 2014

RACE 1

Analysis

Personal Best | Session Best | **B** Crossing the finish line in pit lane

65
JOWETT Jupiter - 1953 — TSRC3A
1.Richard GANE
2.John ARNOLD

Lap	D	Time	Sector 1	Sector 2	Sector 3	Kph	Elapsed
1	1	6:53.919	1:23.715	2:29.102	3:01.102	118.5	6:53.919
2	1	6:24.021	1:00.452	2:28.578	2:54.991	127.8	13:17.940

66
JAGUAR XK 120 - 1950 — GTS2
1.Wolfgang KURTH
2.Klaus REICHLE

Lap	D	Time	Sector 1	Sector 2	Sector 3	Kph	Elapsed
1	1	7:50.567	1:37.055	2:48.863	3:24.649	104.3	7:50.567
2	1	7:06.782	1:08.078	2:41.195	3:17.509	115.0	14:57.349
3	1	7:08.186	1:07.876	2:41.389	3:18.921	114.6	22:05.535
4	1	7:09.250 B	1:05.548	2:40.227	3:23.475	114.3	29:14.785
5	1	10:01.502	3:49.388	2:48.716	3:23.398	81.6	39:16.287
6	1	7:17.737	1:07.713	2:43.859	3:26.165	112.1	46:34.024
7	1	7:06.293	1:08.675	2:45.783	3:11.835	115.1	53:40.317

67
ALLARD JR - 1953 — TSRC6A
1.Hans-Joerg HUBNER

Lap	D	Time	Sector 1	Sector 2	Sector 3	Kph	Elapsed
1	1	6:48.190	1:22.598	2:21.337	3:04.255	120.2	6:48.190
2	1	6:21.729	1:01.460	2:21.621	2:58.648	128.5	13:09.919
3	1	6:33.234 B	1:02.808	2:21.693	3:08.733	124.8	19:43.153
4	1	7:56.713	2:33.363	2:20.134	3:03.216	102.9	27:39.866
5	1	6:26.020	1:02.867	2:22.059	3:01.094	127.1	34:05.886
6	1	6:24.491	1:03.419	2:21.508	2:59.564	127.6	40:30.377
7	1	6:14.965	1:00.433	2:19.414	2:55.118	130.9	46:45.342
8	1	6:14.185	1:00.812	2:15.511	2:57.862	131.1	52:59.527

68
AUSTIN HEALEY 100 M - 1953 — GTS2
1.Olivier BLANPAIN
2.Vincent JANSSENS

Lap	D	Time	Sector 1	Sector 2	Sector 3	Kph	Elapsed
1	1	6:18.272	1:04.243	2:22.230	2:51.799	129.7	6:18.272
2	1	6:53.237 B	58.544	2:39.868	3:14.825	118.7	13:11.509
3	1	8:33.907	3:32.572	2:18.773	2:42.562	95.5	21:45.416
4	1	6:35.764 B	56.512	2:31.904	3:07.348	124.0	28:21.180
5	1	16:00.558	...	2:25.678	2:50.051	51.1	44:21.738
6	1	6:18.212	57.125	2:27.684	2:53.403	129.7	50:39.950

69
MORGAN +4 Super Sport - 1954 — GTS6
1.Mark SHEARS
2.Simon GURNEY
3.Graham COLES

Lap	D	Time	Sector 1	Sector 2	Sector 3	Kph	Elapsed
1	1	6:50.986	1:21.251	2:29.128	3:00.607	119.4	6:50.986
2	1	6:19.193	59.245	2:23.347	2:56.601	129.4	13:10.179
3	1	6:16.812 B	58.504	2:22.199	2:56.109	130.2	19:26.991
4	1	8:05.036	2:31.121	2:31.293	3:02.622	101.2	27:32.027
5	1	6:32.558	1:00.565	2:29.574	3:02.419	125.0	34:04.585
6	1	6:22.652	59.383	2:25.622	2:57.647	128.2	40:27.237
7	1	6:20.512	58.688	2:22.649	2:59.175	128.9	46:47.749
8	1	6:13.315	59.342	2:20.430	2:53.543	131.4	53:01.064

70
JAGUAR XK 120 - 1950 — GTS2
1.Derek HOOD

Lap	D	Time	Sector 1	Sector 2	Sector 3	Kph	Elapsed
1	1	6:11.090	1:08.426	2:17.617	2:45.047	132.2	6:11.090
2	1	5:52.060	57.315	2:11.319	2:43.426	139.4	12:03.150
3	1	5:57.508 B	57.370	2:11.902	2:48.236	137.2	18:00.658
4	1	7:31.288	2:28.895	2:15.467	2:46.926	108.7	25:31.946
5	1	6:04.323	58.348	2:12.545	2:53.430	134.7	31:36.269
6	1	5:56.526	59.154	2:12.530	2:44.842	137.6	37:32.795
7	1	5:58.612	57.215	2:12.223	2:49.174	136.8	43:31.407
8	1	5:59.943	59.263	2:12.546	2:48.134	136.3	49:31.350

71
JAGUAR XK 140 FHC - 1955 — GTS7
1.Peter JOHNS
2.Read GOMM

Lap	D	Time	Sector 1	Sector 2	Sector 3	Kph	Elapsed
1	1	6:16.120	1:08.748	2:18.496	2:48.876	130.4	6:16.120
2	1	5:58.090	55.915	2:16.502	2:45.673	137.0	12:14.210
3	1	5:57.634	55.992	2:16.294	2:45.348	137.2	18:11.844
4	1	6:06.485 B	55.349	2:18.162	2:52.974	133.9	24:18.329
5	1	8:34.990	2:39.927	2:36.438	3:18.625	95.3	32:53.319
6	1	8:31.236 B	1:09.875	3:20.267	4:01.094	96.0	41:24.555
7	1	8:41.945	2:12.259	2:54.485	3:35.201	94.0	50:06.500

72
AUSTIN HEALEY 100 M - 1954 — GTS2
1.Mike THORNE
2.Sarah BENNETT-BAGGS

Lap	D	Time	Sector 1	Sector 2	Sector 3	Kph	Elapsed
1	1	5:50.737	1:01.160	2:11.760	2:37.817	139.9	5:50.737
2	1	5:37.130	53.222	2:08.973	2:34.935	145.5	11:27.867
3	1	5:37.590 B	52.407	2:07.611	2:37.572	145.3	17:05.457
4	1	8:01.645	2:42.367	2:19.844	2:59.434	101.9	25:07.102
5	1	6:14.006	58.612	2:21.938	2:53.456	131.2	31:21.108
6	1	6:04.380	58.193	2:15.784	2:50.403	134.7	37:25.488
7	1	5:54.897	56.474	2:10.972	2:47.451	138.2	43:20.385
8	1	5:55.278	55.839	2:13.366	2:46.073	138.1	49:15.663

73
MORGAN +4 - 1954 — GTS1
1.Richard THORNE
2.Roger WHITESIDE

Lap	D	Time	Sector 1	Sector 2	Sector 3	Kph	Elapsed
1	1	6:31.468	1:17.109	2:23.412	2:50.947	125.3	6:31.468
2	1	6:03.970	56.568	2:18.105	2:49.297	134.8	12:35.438
3	1	6:07.896 B	58.416	2:19.524	2:49.956	133.4	18:43.334
4	1	7:53.257	2:48.214	2:19.599	2:45.444	103.7	26:36.591
5	1	6:05.677	58.443	2:19.863	2:47.371	134.2	32:42.268
6	1	6:00.540	56.684	2:18.004	2:45.852	136.1	38:42.808
7	1	6:04.150	55.913	2:17.903	2:50.334	134.7	44:46.958
8	1	6:08.389	1:01.353	2:21.014	2:46.022	133.2	50:55.347

74
AUSTIN HEALEY 100 M - 1955 — GTS2
1.Nils-Fredrik NYBLAEUS
2.Barrie WILLIAMS

Lap	D	Time	Sector 1	Sector 2	Sector 3	Kph	Elapsed
1	1	6:14.438	1:10.299	2:17.461	2:46.678	131.0	6:14.438
2	1	5:56.195	55.557	2:15.806	2:44.832	137.7	12:10.633
3	1	6:02.312	1:02.053	2:16.419	2:43.840	135.4	18:12.945
4	1	6:00.964 B	55.756	2:15.918	2:49.290	135.9	24:13.909
5	1	7:23.185	2:27.465	2:14.049	2:41.671	110.7	31:37.094
6	1	5:47.748	55.833	2:13.967	2:37.948	141.1	37:24.842
7	1	5:43.049	54.080	2:11.198	2:37.771	143.0	43:07.891
8	1	5:46.375	53.903	2:13.865	2:38.607	141.7	48:54.266

75
PORSCHE 356 Pre A - 1954 — GTS1
1.Frédéric PUREN

Lap	D	Time	Sector 1	Sector 2	Sector 3	Kph	Elapsed
1	1	6:48.154	1:16.245	2:31.582	3:00.327	120.2	6:48.154
2	1	6:08.029	59.342	2:20.432	2:48.255	133.3	12:56.183
3	1	6:07.988	56.310	2:21.340	2:50.338	133.3	19:04.171
4	1	7:22.134 B	56.658	2:50.343	3:35.133	111.0	26:26.305

76
FRAZER NASH Le Mans Replica - 1950 — TSRC4A
1.Didier MARTY
2.Philippe VIÉ

RICHARD MILLE EFG
Le Point ARTCURIAL MOTORCARS BENTLEY JAGUAR FINANCIAL SERVICES Ford PORSCHE MASERATI NOSTALGIE
Sarthe MOTUL Clear Channel ALAIN FIGARET

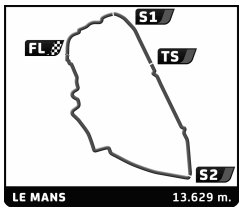

PLATEAU 2 - GRID 2

LE MANS CLASSIC 2014

RACE 1

Analysis

Personal Best | Session Best | **B** Crossing the finish line in pit lane

Lap	D	Time	Sector 1	Sector 2	Sector 3	Kph	Elapsed
1	1	6:44.227	1:19.843	2:24.940	2:59.444	121.4	6:44.227
2	1	6:23.076	1:00.235	2:25.468	2:57.373	128.1	13:07.303
3	1	6:23.645 **B**	1:00.689	2:24.567	2:58.389	127.9	19:30.948
4	1	8:44.893	2:52.601	2:37.287	3:15.005	93.5	28:15.841
5	1	6:51.140	1:06.369	2:33.444	3:11.327	119.3	35:06.981
6	1	6:54.859	1:06.695	2:34.870	3:13.294	118.3	42:01.840
7	1	6:54.092	1:06.410	2:34.071	3:13.611	118.5	48:55.932

77 — JAGUAR XK 120 O.T.S - 1953 — GTS2

1.Siamak SIASSI
2.Alexis de BEAUMONT
3.Wolfgang KAUFMAN

Lap	D	Time	Sector 1	Sector 2	Sector 3	Kph	Elapsed
1	1	6:07.881	1:05.459	2:16.162	2:46.260	133.4	6:07.881
2	1	5:52.855	56.317	2:13.919	2:42.619	139.0	12:00.736
3	1	5:50.689	56.377	2:12.456	2:41.856	139.9	17:51.425
4	1	6:02.448 **B**	56.556	2:14.855	2:51.037	135.4	23:53.873
5	1	8:10.823	2:48.643	2:26.515	2:55.665	100.0	32:04.696
6	1	6:20.565	1:03.551	2:26.229	2:50.785	128.9	38:25.261
7	1	6:21.443	1:01.545	2:26.905	2:52.993	128.6	44:46.704
8	1	6:25.425	1:01.800	2:26.830	2:56.795	127.3	51:12.129

79 — ALLARD J2X - 1952 — TSRC6A

1.Sam THOMAS
2.Andy DEE-CROWNE
3.Sam HANCOCK

Lap	D	Time	Sector 1	Sector 2	Sector 3	Kph	Elapsed
1	1	7:54.003 **B**				103.5	7:54.003

80 — PORSCHE 356 Pre A - 1953 — GT1

1.Raynald DALLA-MUTTA
2.Xavier DOCHEZ

Lap	D	Time	Sector 1	Sector 2	Sector 3	Kph	Elapsed
1	1	8:16.074	1:51.972	2:57.991	3:26.111	98.9	8:16.074
2	1	7:27.486 **B**	1:10.909	2:49.564	3:27.013	109.6	15:43.560
3	1	9:31.700	3:05.013	2:56.567	3:30.120	85.8	25:15.260
4	1	7:25.587	1:08.607	2:50.784	3:26.196	110.1	32:40.847
5	1	7:24.451	1:08.510	2:48.883	3:27.058	110.4	40:05.298
6	1	8:24.754	1:17.978	3:13.813	3:52.963	97.2	48:30.052

81 — JAGUAR XK 140 FHC - 1955 — GTS7

1.Jean-Marc HUYGHUES DESPOI
2.Charles de LA HAYE JOUSSELIN

Lap	D	Time	Sector 1	Sector 2	Sector 3	Kph	Elapsed
1	1	6:53.751	1:22.862	2:27.997	3:02.892	118.6	6:53.751
2	1	6:23.314	1:02.177	2:23.590	2:57.547	128.0	13:17.065
3	1	6:29.959 **B**	1:00.934	2:24.286	3:04.739	125.8	19:47.024
4	1	8:05.701	2:28.691	2:33.031	3:03.979	101.0	27:52.725
5	1	6:36.506	1:04.471	2:29.427	3:02.608	123.7	34:29.231
6	1	6:35.774	1:05.276	2:28.131	3:02.367	124.0	41:05.005
7	1	6:34.309	1:04.023	2:30.809	2:59.477	124.4	47:39.314

RICHARD MILLE
EFG
Le Point
ARTCURIAL MOTORCARS
BENTLEY
JAGUAR
FINANCIAL SERVICES
PORSCHE
MASERATI
NOSTALGIE