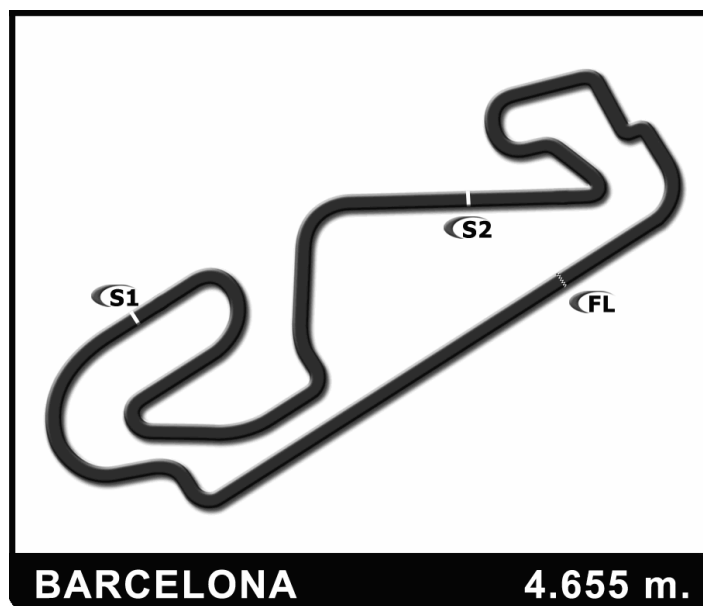


BARCELONA - CATALUNYA

CLASSIC ENDURANCE RACING

Results Booklet



Circuit de Barcelona - Catalunya

9 i 10 de Novembre

International GT Open



CLASSIC ENDURANCE RACING

BARCELONA - CATALUNYA

Free Practice

Classification

Nr.	Drivers	Team	Car	Cl	Time	Lap	Total	Gap	Kph
1	50 D. GUENAT		LOLA / T 286 DFV / 1977	PR2	1:51.994	9	10	-	149.6
2	1 P. LAFARGUE		LOLA / T 298 BMW / 1979	PR2	1:52.398	8	8	+0.404	149.1
3	14 R. BÜSST		CHEVRON / B 31 BDG / 1975	PR2	1:55.665	8	9	+3.671	144.9
4	8 K. WILKINS		TOJ / SC 302 DFV / 1977	PR2	1:55.772	7	8	+3.778	144.8
5	31 C. BARBOT		LOLA / T 280 HU3 / 1972	PR2	1:56.336	7	8	+4.342	144.0
6	52 Y. SCEMAMA		SAUBER / C5 BMW / 1976	PR2	1:56.982	6	9	+4.988	143.3
7	2 F. DA ROCHA		LOLA / T 298 BMW / 1979	PR2	1:57.510	7	9	+5.516	142.6
8	21 P. SCEMAMA		SAUBER / C5 BMW / 1976	PR2	1:58.419	7	9	+6.425	141.5
9	80 M. QUINIQU		LOLA / T 280 HU4 / 1972	PR2	1:58.510	9	11	+6.516	141.4
10	67 L. VOYAZIDES / S. HADFIELD		LOLA / T70 Mk III B / 1967	PR1	1:58.742	9	10	+6.748	141.1
11	6 Y. MAHE		CHEVRON / B 21 BDG / 1972	PR2	1:59.760	4	8	+7.766	139.9
12	70 P. FRANCE		LOLA / T70 Mk III B / 1969	PR1	1:59.799	6	8	+7.805	139.9
13	5 D. SIRGUE		PORSCHE / 935 / 1978	GT2	2:00.235	9	10	+8.241	139.4
14	36 S. MEYERS / M. de SIEBENTHAL		PORSCHE / 935 / 1978	GT2	2:01.542	5	9	+9.548	137.9
15	44 D. FERRER		FERRARI / 512 BBLM / 1979	GT2	2:02.144	4	7	+10.150	137.2
16	57 C. GADAIS		CHEVRON / B 21 BDG / 1972	PR2	2:03.062	8	9	+11.068	136.2
17	3 S. GLITZWILLER		CHEVRON / B 16 Mazda / 1970	PR1	2:03.886	9	10	+11.892	135.3
18	98 E. de DONCKER		LOLA / T70 Mk III B / 1969	PR1	2:04.432	8	10	+12.438	134.7
19	27 L. ROSSIAUD / L. KOLLY		CHEVRON / B 36 BMW / 1976	PR2	2:04.566	7	9	+12.572	134.5
20	85 M. CATLOW / M. YOUSLES		LOLA / T 290 / 1972	PR2	2:05.266	5	7	+13.272	133.8
21	22 J. BELLETESTE / R. BELLETESTE		TOJ / SC 204 BMW / 1976	PR1	2:05.385	5	8	+13.391	133.7
22	94 M. FRATTI / A. CABIANCA		PORSCHE / 934 / 1976	GT2	2:05.513	5	7	+13.519	133.5
23	96 S. ORJUELA / J. ORJUELA		PORSCHE / 911 RSR 3.0l / 1974	GT1	2:06.263	7	9	+14.269	132.7
24	121 J. DOE		LOLA / T 292 / 1973	PR2	2:06.307	4	9	+14.313	132.7
25	82 M. LECOURT		PORSCHE / 911 RSR 3.0l / 1974	GT1	2:07.627	8	9	+15.633	131.3
26	42 P. BRUEHWILER		CHEVRON / B 8 FVC / 1968	PR1	2:07.987	4	8	+15.993	130.9
27	24 M. MONTEIRO		CHEVRON / B 16 FVC / 1970	PR1	2:07.989	6	9	+15.995	130.9
28	12 C. NAHUM / B. THUNER		FORD / GT 40 Mark II / 1968	GT1	2:08.025	7	8	+16.031	130.9
29	90 F. VALLE / A. VALLE		LANCIA / Beta Montecarlo Turbo / 1979	GT2	2:08.946	4	8	+16.952	130.0
30	66 D. DENAT		PORSCHE / 911 RSR 3.0l / 1974	GT1	2:08.948	6	9	+16.954	130.0
31	86 S. READ / D. FRANKLIN		FERRARI / 512 M / 1971	PR1	2:10.597	7	8	+18.603	128.3
32	23 C. RUPP / P. PEAUGER		PORSCHE / 911 RS 3.0l / 1974	GT1	2:15.286	6	8	+23.292	123.9
33	17 J. BRANDENBURG / J. GEORGE		CHEVRON / B8 BMW / 1968	PR1	2:16.106	8	9	+24.112	123.1
34	34 S. SABATES / E. HELARY		CHEVROLET / Corvette C3 / 1971	GT1	2:17.727	5	6	+25.733	121.7
35	26 C. LE JEAN		CHEVRON / B 36 BMW / 1976	PR2	2:18.253	2	5	+26.259	121.2
36	51 G. RATTAZZI		LOLA / T 290 BDG / 1972	PR2	2:19.749	6	8	+27.755	119.9
37	61 L. TIMONIER / A. PORTER		BMW / 3.0 CSL / 1972	GT1	2:28.655	6	7	+36.661	112.7
38	47 J. ROUCOLLE / J. ZAGO		LOTUS / 47 / 1967	PR1	2:32.735	6	7	+40.741	109.7
39	25 N. DIETEREN		PORSCHE / 935 K3 / 1979	GT2			2		
40	62 C. RODDARO / J. GRAND		PORSCHE / 911 RS 3.0L / 1974	GT1					
41	75 R. HUBER GUTIERREZ		CHEVROLET / Corvette / 1968	GT1					

Fastest Lap	Lap 9	Dominique GUENAT	1:51.994	149.6 Kph
--------------------	-------	------------------	-----------------	-----------

Published at:

Track Status: **DRY**

Race Director:	Timekeeper:
-----------------------	--------------------

Circuit de Barcelona - Catalunya

9 i 10 de Novembre

International GT Open



CLASSIC ENDURANCE RACING

BARCELONA - CATALUNYA

Free Practice

Best Sector Times

Pos	SECTOR 1		SECTOR 2		SECTOR 3		Pos	Nr Team	Cl	Ideal Lap	Best Lap
	Nr	Time	Nr	Time	Nr	Time					
1	50	30.405	50	41.911	50	39.200	1	50	PR2	1'51.516	1:51.994 (1)
2	31	30.603	1	42.228	1	39.334	2	1	PR2	1'52.288	1:52.398 (2)
3	1	30.726	14	42.456	52	39.867	3	14	PR2	1'54.435	1:55.665 (3)
4	8	30.995	2	43.069	14	40.479	4	31	PR2	1'54.825	1:56.336 (5)
5	14	31.500	31	43.353	8	40.626	5	52	PR2	1'55.370	1:56.982 (6)
6	67	31.907	52	43.506	2	40.733	6	8	PR2	1'55.682	1:55.772 (4)
7	80	31.939	8	44.061	21	40.806	7	2	PR2	1'56.480	1:57.510 (7)
8	52	31.997	21	44.106	31	40.869	8	21	PR2	1'56.971	1:58.419 (8)
9	21	32.059	70	44.510	80	41.587	9	80	PR2	1'58.112	1:58.510 (9)
10	5	32.565	80	44.586	6	41.785	10	67	PR1	1'58.712	1:58.742 (10)
11	2	32.678	67	44.663	36	42.052	11	70	PR1	1'59.459	1:59.799 (12)
12	44	32.785	36	44.803	70	42.063	12	6	PR2	1'59.489	1:59.760 (11)
13	6	32.810	6	44.894	67	42.142	13	36	GT2	1'59.756	2:01.542 (14)
14	70	32.886	5	45.005	5	42.229	14	5	GT2	1'59.799	2:00.235 (13)
15	36	32.901	57	45.376	85	42.474	15	57	PR2	2'01.174	2:03.062 (16)
16	57	33.106	44	46.154	3	42.537	16	44	GT2	2'01.654	2:02.144 (15)
17	98	33.503	3	46.288	57	42.692	17	3	PR1	2'02.680	2:03.886 (17)
18	85	33.774	27	46.323	44	42.715	18	98	PR1	2'03.430	2:04.432 (18)
19	3	33.855	98	46.619	121	42.842	19	85	PR2	2'03.776	2:05.266 (20)
20	22	34.212	121	46.735	98	43.308	20	121	PR2	2'04.219	2:06.307 (24)
21	94	34.300	94	46.966	96	43.349	21	27	PR2	2'04.532	2:04.566 (19)
22	24	34.377	22	47.027	27	43.396	22	22	PR1	2'05.253	2:05.385 (21)
23	12	34.638	85	47.528	24	43.935	23	94	GT2	2'05.513	2:05.513 (22)
24	121	34.642	96	47.681	22	44.014	24	96	GT1	2'06.083	2:06.263 (23)
25	27	34.813	12	47.838	82	44.230	25	24	PR1	2'06.166	2:07.989 (27)
26	82	34.917	24	47.854	42	44.242	26	82	GT1	2'07.291	2:07.627 (25)
27	96	35.053	82	48.144	94	44.247	27	12	GT1	2'07.325	2:08.025 (28)
28	42	35.085	42	48.421	90	44.497	28	42	PR1	2'07.748	2:07.987 (26)
29	66	35.478	66	48.433	66	44.695	29	66	GT1	2'08.606	2:08.948 (30)
30	90	35.697	90	48.661	12	44.849	30	90	GT2	2'08.855	2:08.946 (29)
31	26	35.842	26	50.142	17	45.436	31	26	PR2	2'12.875	2:18.253 (35)
32	23	37.044	23	50.695	26	46.891	32	17	PR1	2'14.742	2:16.106 (33)
33	34	37.086	17	51.343	23	47.292	33	23	GT1	2'15.031	2:15.286 (32)
34	51	37.173	34	51.519	51	47.357	34	34	GT1	2'16.685	2:17.727 (34)
35	17	37.963	51	52.739	34	48.080	35	51	PR2	2'17.269	2:19.749 (36)
36	47	38.838	47	53.756	61	49.526	36	47	PR1	2'22.660	2:32.735 (38)
37	61	42.007	61	54.956	47	50.066	37	61	GT1	2'26.489	2:28.655 (37)
38	25	7:39.757	25	59.017	25	1:03.343	38	25	GT2	9'42.117	

Circuit de Barcelona - Catalunya

9 i 10 de Novembre

International GT Open



CLASSIC ENDURANCE RACING

BARCELONA - CATALUNYA

After Free Practice

BARCELONA 4.655 m.

Event maximum speed

Team	Car	Class	Driver	Top Speed	Lap	Session
31	LOLA / T 280 HU3 / 1972	PR2	Carlos BARBOT	268.0	8	Free Practice
50	LOLA / T 286 DFV / 1977	PR2	Dominique GUENAT	263.4	9	Free Practice
8	TOJ / SC 302 DFV / 1977	PR2	Kevin WILKINS	260.9	8	Free Practice
67	LOLA / T70 Mk III B / 1967	PR1	Leo VOYAZIDES	258.4	9	Free Practice
44	FERRARI / 512 BBLM / 1979	GT2	David FERRER	254.7	4	Free Practice
1	LOLA / T 298 BMW / 1979	PR2	Patrice LAFARGUE	254.1	5	Free Practice
80	LOLA / T 280 HU4 / 1972	PR2	Michel QUINIOU	252.9	8	Free Practice
5	PORSCHE / 935 / 1978	GT2	Didier SIRGUE	251.2	9	Free Practice
2	LOLA / T 298 BMW / 1979	PR2	Frédéric DA ROCHA	249.4	8	Free Practice
21	SAUBER / C5 BMW / 1976	PR2	Philippe SCEMAMA	247.1	9	Free Practice
94	PORSCHE / 934 / 1976	GT2	Maurizio FRATTI	247.1	5	Free Practice
52	SAUBER / C5 BMW / 1976	PR2	Yves SCEMAMA	245.5	8	Free Practice
70	LOLA / T70 Mk III B / 1969	PR1	Pierre-Alain FRANCE	239.5	7	Free Practice
6	CHEVRON / B 21 BDG / 1972	PR2	Yvan MAHE	238.9	3	Free Practice
12	FORD / GT 40 Mark II / 1968	GT1	Claude NAHUM	236.8	7	Free Practice
27	CHEVRON / B 36 BMW / 1976	PR2	Lucien ROSSIAUD	236.3	5	Free Practice
14	CHEVRON / B 31 BDG / 1975	PR2	Russell BÜSST	235.3	5	Free Practice
57	CHEVRON / B 21 BDG / 1972	PR2	Christophe GADAIS	235.3	8	Free Practice
85	LOLA / T 290 / 1972	PR2	Mike CATLOW	234.8	5	Free Practice
36	PORSCHE / 935 / 1978	GT2	Stephan MEYERS	233.8	4	Free Practice
22	TOJ / SC 204 BMW / 1976	PR1	Jean-Marie BELLETESTE	232.8	8	Free Practice
3	CHEVRON / B 16 Mazda / 1970	PR1	Stéphane GUTZWILLER	231.8	10	Free Practice
24	CHEVRON / B 16 FVC / 1970	PR1	Manuel MONTEIRO	229.8	9	Free Practice
82	PORSCHE / 911 RSR 3,0l / 1974	GT1	Michel LECOURT	227.4	6	Free Practice
96	PORSCHE / 911 RSR 3,0l / 1974	GT1	Santiago ORJUELA	225.0	6	Free Practice
51	LOLA / T 290 BDG / 1972	PR2	Gianluca RATAZZI	224.5	8	Free Practice
98	LOLA / T70 Mk III B / 1969	PR1	Eric de DONCKER	224.1	7	Free Practice
66	PORSCHE / 911 RSR 3,0l / 1974	GT1	Didier DENAT	222.2	5	Free Practice
42	CHEVRON / B 8 FVC / 1968	PR1	Philipp BRUEHWILER	221.3	4	Free Practice
121	LOLA / T 292 / 1973	PR2	John DOE	216.4	5	Free Practice
23	PORSCHE / 911 RS 3,0l / 1974	GT1	Charles RUPP	214.3	6	Free Practice
26	CHEVRON / B 36 BMW / 1976	PR2	Claude LE JEAN	212.2	5	Free Practice
17	CHEVRON / B8 BMW / 1968	PR1	Jean BRANDENBURG	204.9	6	Free Practice
34	CHEVROLET / Corvette C3 / 1971	GT1	Stéphane SABATES	200.0	6	Free Practice
90	LANCIA / Beta Montecarlo Turbo / 1979	GT2	Fabio VALLE	191.5	5	Free Practice
47	LOTUS / 47 / 1967	PR1	Jacques ROUCOLLE	180.9	6	Free Practice
61	BMW / 3.0 CSL / 1972	GT1	Laurent TIMONIER	179.7	6	Free Practice
25	PORSCHE / 935 K3 / 1979	GT2	Nicolas D'ITEREN	135.0	2	Free Practice

Circuit de Barcelona - Catalunya

9 i 10 de Novembre

International GT Open



CLASSIC ENDURANCE RACING

BARCELONA - CATALUNYA

Free Practice

Best Top Speeds

Team	Car	Class	Top 1		Top 2		Top 3		Top 4		Top 5		Avg
			Kph	Lap	Kph	Lap	Kph	Lap	Kph	Lap	Kph	Lap	
31	LOLA / T 280 HU3 / 1972	PR2	268.0	8	263.4	7	258.4	4	254.1	3	226.4	6	254,1
50	LOLA / T 286 DFV / 1977	PR2	263.4	9	256.5	10	251.7	5	248.8	7	248.3	8	253,7
8	TOJ / SC 302 DFV / 1977	PR2	260.9	8	259.0	7	244.3	4	200.0	3	175.6	5	228,0
67	LOLA / T70 Mk III B / 1967	PR1	258.4	9	249.4	10	249.4	7	245.5	8	244.9	4	249,5
44	FERRARI / 512 BBLM / 1979	GT2	254.7	4	251.2	6	243.2	5	231.3	3	214.3	2	238,9
1	LOLA / T 298 BMW / 1979	PR2	254.1	5	250.6	4	250.0	8	247.7	3	239.5	2	248,4
80	LOLA / T 280 HU4 / 1972	PR2	252.9	8	248.3	7	244.3	6	241.6	10	234.3	5	244,3
5	PORSCHE / 935 / 1978	GT2	251.2	9	248.8	8	240.0	10	230.3	5	228.8	6	239,8
2	LOLA / T 298 BMW / 1979	PR2	249.4	8	244.3	7	228.3	9	226.4	5	221.8	3	234,0
94	PORSCHE / 934 / 1976	GT2	247.1	5	226.9	6	220.0	4	161.7	2	153.0	7	201,7
21	SAUBER / C5 BMW / 1976	PR2	247.1	9	245.5	7	236.3	8	210.5	3	210.5	5	230,0
52	SAUBER / C5 BMW / 1976	PR2	245.5	8	243.8	6	241.1	9	227.4	7	209.3	4	233,4
70	LOLA / T70 Mk III B / 1969	PR1	239.5	7	236.3	4	230.3	6	204.2	5	186.9	3	219,4
6	CHEVRON / B 21 BDG / 1972	PR2	238.9	3	238.9	5	236.3	7	235.8	6	233.3	4	236,6
12	FORD / GT 40 Mark II / 1968	GT1	236.8	7	233.8	8	226.4	4	224.5	5	200.4	3	224,4
27	CHEVRON / B 36 BMW / 1976	PR2	236.3	5	232.8	4	226.4	9	213.9	8	211.8	7	224,2
14	CHEVRON / B 31 BDG / 1975	PR2	235.3	5	232.3	9	231.8	2	231.8	6	229.8	7	232,2
57	CHEVRON / B 21 BDG / 1972	PR2	235.3	8	234.8	7	233.8	5	232.8	4	230.3	9	233,4
85	LOLA / T 290 / 1972	PR2	234.8	5	228.8	7	221.8	6	207.3	3	198.5	2	218,2
36	PORSCHE / 935 / 1978	GT2	233.8	4	228.3	6	224.1	3	218.6	9	214.3	5	223,8
22	TOJ / SC 204 BMW / 1976	PR1	232.8	8	225.9	5	215.6	6	210.5	4	193.5	3	215,7
3	CHEVRON / B 16 Mazda / 1970	PR1	231.8	10	231.3	9	229.8	7	228.8	8	227.8	4	229,9
24	CHEVRON / B 16 FVC / 1970	PR1	229.8	9	225.9	7	216.9	6	204.2	5	201.9	4	215,7
82	PORSCHE / 911 RSR 3,0l / 1974	GT1	227.4	6	226.4	8	224.1	9	220.0	5	217.3	4	223,0
96	PORSCHE / 911 RSR 3,0l / 1974	GT1	225.0	6	224.1	5	224.1	8	223.6	7	221.3	3	223,6
51	LOLA / T 290 BDG / 1972	PR2	224.5	8	194.9	6	188.2	7	187.8	4	180.3	5	195,1
98	LOLA / T70 Mk III B / 1969	PR1	224.1	7	218.6	6	216.9	8	216.4	10	212.6	5	217,7
66	PORSCHE / 911 RSR 3,0l / 1974	GT1	222.2	5	221.8	7	221.8	9	220.9	3	219.1	8	221,2
42	CHEVRON / B 8 FVC / 1968	PR1	221.3	4	219.1	8	215.6	5	201.1	3	188.5	6	209,1
121	LOLA / T 292 / 1973	PR2	216.4	5	207.7	8	204.5	9	197.1	4	182.1	3	201,6
23	PORSCHE / 911 RS 3,0l / 1974	GT1	214.3	6	210.1	7	198.5	5	196.0	4	183.1	3	200,4
26	CHEVRON / B 36 BMW / 1976	PR2	212.2	5	206.9	3	169.0	2	138.3	4	107.2	1	166,7
17	CHEVRON / B8 BMW / 1968	PR1	204.9	6	201.5	7	198.9	9	192.5	5	191.2	8	197,8
34	CHEVROLET / Corvette C3 / 1971	GT1	200.0	6	186.2	5	178.8	4	165.9	3	144.4	2	175,1
90	LANCIA / Beta Montecarlo Turbo / 1979	GT2	191.5	5	189.5	4	186.2	3	172.0	2	165.1	7	180,9
47	LOTUS / 47 / 1967	PR1	180.9	6	180.6	7	169.0	4	153.0	3	151.3	2	167,0
61	BMW / 3.0 CSL / 1972	GT1	179.7	6	157.4	3	154.9	4	153.8	7	137.8	2	156,7
25	PORSCHE / 935 K3 / 1979	GT2	135.0	2	117.6	1							126,3
62	PORSCHE / 911 RS 3.0L / 1974	GT1											
75	CHEVROLET / Corvette / 1968	GT1											
86	FERRARI / 512 M / 1971	PR1											

Circuit de Barcelona - Catalunya
9 i 10 de Novembre
International GT Open



CLASSIC ENDURANCE RACING
BARCELONA - CATALUNYA

Free Practice

Fastest Lap Sequence

Practice Time	Team	Car	Class	Driver	Time	Kph	Lap
4:41.990	52	SAUBER / C5 BMW / 1976	PR2	Yves SCEMAMA	2:12.459	126.5	2
4:42.051	50	LOLA / T 286 DFV / 1977	PR2	Dominique GUENAT	2:09.883	129.0	2
4:43.071	1	LOLA / T 298 BMW / 1979	PR2	Patrice LAFARGUE	1:58.963	140.9	2
5:14.776	31	LOLA / T 280 HU3 / 1972	PR2	Carlos BARBOT	1:58.494	141.4	2
6:37.401	1	LOLA / T 298 BMW / 1979	PR2	Patrice LAFARGUE	1:54.330	146.6	3
8:31.420	1	LOLA / T 298 BMW / 1979	PR2	Patrice LAFARGUE	1:54.019	147.0	4
10:24.894	1	LOLA / T 298 BMW / 1979	PR2	Patrice LAFARGUE	1:53.474	147.7	5
18:12.129	50	LOLA / T 286 DFV / 1977	PR2	Dominique GUENAT	1:53.189	148.1	8
18:59.734	1	LOLA / T 298 BMW / 1979	PR2	Patrice LAFARGUE	1:52.398	149.1	8
20:04.123	50	LOLA / T 286 DFV / 1977	PR2	Dominique GUENAT	1:51.994	149.6	9

Circuit de Barcelona - Catalunya

9 i 10 de Novembre

International GT Open



CLASSIC ENDURANCE RACING

BARCELONA - CATALUNYA

Free Practice

Sector Analysis

Personal Best Session Best B Crossing the finish line in pit lane

Lap	Time	Sector 1	Sector 2	Sector 3	T. Spd	Elapsed	Lap	Time	Sector 1	Sector 2	Sector 3	T. Spd	Elapsed
1 1. Patrice LAFARGUE LOLA / T 298 BMW / 1979 PR2							5	2:05.574	33.122	46.318	46.134	238.9	12:05.180
1	2:44.108	1:04.006	54.640	45.462		2:44.108	6	2:03.745	32.916	46.719	44.110	235.8	14:08.925
2	1:58.963	34.248	43.310	41.405	239.5	4:43.071	7	2:12.951 B	32.810	46.007	54.134	236.3	16:21.876
3	1:54.330	31.568	42.903	39.859	247.7	6:37.401	8	6:08.381 B	4:05.902	45.338	1:17.141	150.8	22:30.257
4	1:54.019	31.236	42.441	40.342	250.6	8:31.420	8 1. Kevin WILKINS TOJ / SC 302 DFV / 1977 PR2						
5	1:53.474	30.908	42.228	40.338	254.1	10:24.894	1	3:16.130	1:33.175	52.698	50.257	114.5	3:16.130
6	2:13.612 B	32.160	47.300	54.152	238.4	12:38.506	2	2:08.366	37.948	48.059	42.359	168.7	5:24.496
7	4:28.830	3:06.074	42.806	39.950	172.2	17:07.336	3	1:59.498	33.460	44.651	41.387	200.0	7:23.994
8	1:52.398	30.726	42.338	39.334	250.0	18:59.734	4	2:14.347 B	32.199	46.681	55.467	244.3	9:38.341
2 1. Frédéric DA ROCHA LOLA / T 298 BMW / 1979 PR2							5	3:38.086 B	1:52.199	48.604	57.283	175.6	13:16.427
1	2:48.274	1:09.524	50.886	47.864	138.3	2:48.274	6	2:39.049	1:10.219	47.726	41.104	151.9	15:55.476
2	2:06.148	36.331	47.144	42.673	202.2	4:54.422	7	1:55.772	30.995	44.151	40.626	259.0	17:51.248
3	2:02.666	33.931	46.755	41.980	221.8	6:57.088	8	2:09.412 B	31.773	44.061	53.578	260.9	20:00.660
4	2:04.957	34.991	47.485	42.481	216.0	9:02.045	12 1. Claude NAHUM FORD / GT 40 Mark II / 1968 GT1 2. Bernard THUNER						
5	2:13.037 B	33.281	44.979	54.777	226.4	11:15.082	1	2:41.867	59.931	53.759	48.177	118.6	2:41.867
6	4:01.495	2:30.634	45.342	45.519	140.3	15:16.577	2	2:22.525	36.911	56.531	49.083	194.9	5:04.392
7	1:57.510	32.726	44.051	40.733	244.3	17:14.087	3	2:11.416	36.650	49.841	44.925	200.4	7:15.808
8	2:00.520	32.678	44.146	43.696	249.4	19:14.607	4	2:13.529	36.416	50.044	47.069	226.4	9:29.337
9	2:23.075 B	33.622	43.069	1:06.384	228.3	21:37.682	5	2:21.057 B	35.400	49.592	56.065	224.5	11:50.394
3 1. Stéphane GUTZWILLER CHEVRON / B 16 Mazda / 1970 PR1							6	4:36.248	3:01.296	49.659	45.293	152.8	16:26.642
1	3:37.475	1:57.242	53.827	46.406	102.8	3:37.475	7	2:08.025	34.894	48.282	44.849	236.8	18:34.667
2	2:10.828	36.198	49.855	44.775	217.7	5:48.303	8	2:15.657 B	34.638	47.838	53.181	233.8	20:50.324
3	2:05.009	34.850	47.119	43.040	224.5	7:53.312	14 1. Russell BÜST CHEVRON / B 31 BDG / 1975 PR2						
4	2:04.089	34.321	46.613	43.155	227.8	9:57.401	1	3:42.658	2:13.510	47.314	41.834	130.6	3:42.658
5	2:09.694	35.387	48.802	45.505	219.5	12:07.095	2	2:03.706	33.154	46.197	44.355	231.8	5:46.364
6	2:05.681	34.039	48.538	43.104	223.6	14:12.776	3	2:00.094	32.084	45.134	42.876	228.8	7:46.458
7	2:06.543	34.052	48.377	44.114	229.8	16:19.319	4	2:02.800	34.274	45.257	43.269	221.8	9:49.258
8	2:03.932	34.255	46.288	43.389	228.8	18:23.251	5	1:59.677	32.609	46.203	40.865	235.3	11:48.935
9	2:03.886	33.855	47.494	42.537	231.3	20:27.137	6	1:57.437	31.826	43.647	41.964	231.8	13:46.372
10	2:45.092 B	34.095	54.970	1:16.027	231.8	23:12.229	7	1:56.866	31.774	43.552	41.540	229.8	15:43.238
5 1. Didier SIRGUE PORSCHÉ / 935 / 1978 GT2							8	1:55.665	31.817	43.369	40.479	229.3	17:38.903
1	3:26.054	1:40.041	55.172	50.841	111.0	3:26.054	9	2:19.960 B	31.500	42.456	1:06.004	232.3	19:58.863
2	2:14.187	39.314	49.307	45.566	172.0	5:40.241	17 1. Jean BRANDENBURG CHEVRON / BB BMW / 1968 PR1 2. Jean-Luc GEORGE						
3	2:05.849	35.149	47.299	43.401	193.2	7:46.090	1	4:05.985	2:06.032	1:02.166	57.787	121.5	4:05.985
4	2:02.572	33.628	45.871	43.073	210.5	9:48.662	2	2:24.469	41.931	53.350	49.188	183.4	6:30.454
5	2:08.942	33.196	53.247	42.499	230.3	11:57.604	3	2:24.790	39.558	54.841	50.391	190.1	8:55.244
6	2:00.894	33.660	45.005	42.229	228.8	13:58.498	4	2:20.544	40.486	53.266	46.792	183.1	11:15.788
7	2:02.720	34.221	45.932	42.567	226.4	16:01.218	5	2:20.464	39.189	54.185	47.090	192.5	13:36.252
8	2:00.816	33.119	45.260	42.437	248.8	18:02.034	6	2:17.575	38.007	53.024	46.544	204.9	15:53.827
9	2:00.235	32.565	45.403	42.267	251.2	20:02.269	7	2:16.893	38.136	52.882	45.875	201.5	18:10.720
10	2:35.939 B	33.323	51.039	1:11.577	240.0	22:38.208	8	2:16.106	39.327	51.343	45.436	191.2	20:26.826
6 1. Yvan MAHE CHEVRON / B 21 BDG / 1972 PR2							9	3:02.921 B	37.963	1:05.402	1:19.556	198.9	23:29.747
1	3:48.314	2:10.189	52.057	46.068	131.5	3:48.314	21 1. Philippe SCEMAMA SAUBER / C5 BMW / 1976 PR2						
2	2:05.381	35.005	45.508	44.868	226.4	5:53.695	1	2:42.725	1:00.634	53.873	48.218	130.1	2:42.725
3	2:06.151	33.669	50.342	42.140	238.9	7:59.846	2	2:07.397	37.286	47.243	42.868	189.8	4:50.122
4	1:59.760	33.081	44.894	41.785	233.3	9:59.606							



Circuit de Barcelona - Catalunya

9 i 10 de Novembre

International GT Open



CLASSIC ENDURANCE RACING

BARCELONA - CATALUNYA

Free Practice

Sector Analysis

■ Personal Best
 ■ Session Best
 B Crossing the finish line in pit lane

Lap	Time	Sector 1	Sector 2	Sector 3	T. Spd	Elapsed
-----	------	----------	----------	----------	--------	---------

44 1. David FERRER <small>FERRARI / 512 BBLM / 1979 GT2</small>						
1	3:40.984	1:59.750	53.420	47.814	120.9	3:40.984
2	2:11.842	35.426	48.926	47.490	214.3	5:52.826
3	2:02.968	33.478	46.775	42.715	231.3	7:55.794
4	2:02.144	32.785	46.154	43.205	254.7	9:57.938
5	2:06.727	33.131	46.899	46.697	243.2	12:04.665
6	2:16.008 B	32.860	46.968	56.180	251.2	14:20.673
7	8:06.640 B	6:00.406	49.072	1:17.162	157.4	22:27.313

47 1. Jacques ROUCOLLE <small>LOTUS / 47 / 1967 PR1</small>						
1	4:04.802	2:00.518	1:06.690	57.594	108.7	4:04.802
2	2:45.467	48.223	1:01.121	56.123	151.3	6:50.269
3	2:43.872	48.363	1:00.631	54.878	153.0	9:34.141
4	3:01.607 B	45.308	1:03.680	1:12.619	169.0	12:35.748
5	4:11.160	2:25.500	55.594	50.066	132.5	16:46.908
6	2:32.735	38.838	53.756	1:00.141	180.9	19:19.643
7	2:55.904 B	42.284	57.330	1:16.290	180.6	22:15.547

50 1. Dominique GUENAT <small>LOLA / T 286 DFV / 1977 PR2</small>						
1	2:32.168	52.719	51.999	47.450	124.3	2:32.168
2	2:09.883	36.070	47.132	46.681	213.0	4:42.051
3	2:05.493	33.690	45.238	46.565	200.4	6:47.544
4	1:55.680	31.715	44.047	39.918	247.1	8:43.224
5	2:02.771 B	30.814	42.516	49.441	251.7	10:45.995
6	3:36.345	2:11.730	43.711	40.904	164.9	14:22.340
7	1:56.600	30.943	44.043	41.614	248.8	16:18.940
8	1:53.189	31.200	42.789	39.200	248.3	18:12.129
9	1:51.994	30.405	41.911	39.678	263.4	20:04.123
10	2:31.478 B	31.347	43.983	1:16.148	256.5	22:35.601

51 1. Gianluca RATTAZZI <small>LOLA / T 290 BDG / 1972 PR2</small>						
1	4:42.731	2:38.932	1:02.586	1:01.213	108.1	4:42.731
2	2:29.031	43.913	55.849	49.269	168.2	7:11.762
3	2:28.069	41.491	56.618	49.960	169.0	9:39.831
4	2:43.046	39.895	57.461	1:05.690	187.8	12:22.877
5	2:24.761	39.158	55.580	50.023	180.3	14:47.638
6	2:19.749	39.653	52.739	47.357	194.9	17:07.387
7	2:21.539	38.903	53.818	48.818	188.2	19:28.926
8	2:53.389 B	37.173	53.793	1:22.423	224.5	22:22.315

52 1. Yves SCEMAMA <small>SAUBER / C5 BMW / 1976 PR2</small>						
1	2:29.531	48.461	54.812	46.258	122.7	2:29.531
2	2:12.459	38.098	46.390	47.971	178.8	4:41.990
3	2:06.502	35.584	46.311	44.607	198.2	6:48.492
4	2:11.630 B	33.998	43.881	53.751	209.3	9:00.122
5	4:20.227	2:54.871	44.680	40.676	123.4	13:20.349
6	1:56.982	31.997	43.506	41.479	243.8	15:17.331
7	1:57.290	33.686	43.737	39.867	227.4	17:14.621
8	1:59.237	32.408	44.459	42.370	245.5	19:13.858
9	2:21.499 B	32.023	43.911	1:05.565	241.1	21:35.357

Lap	Time	Sector 1	Sector 2	Sector 3	T. Spd	Elapsed
-----	------	----------	----------	----------	--------	---------

57 1. Christophe GADAIS <small>CHEVRON / B 21 BDG / 1972 PR2</small>						
1	4:36.026	2:45.275	57.122	53.629	123.6	4:36.026
2	2:13.421	37.515	49.638	46.268	204.2	6:49.447
3	2:03.846	34.393	45.376	44.077	223.1	8:53.293
4	2:03.317	33.827	45.699	43.791	232.8	10:56.610
5	2:17.298 B	33.106	48.097	56.095	233.8	13:13.908
6	3:29.369	1:55.870	49.000	44.499	136.5	16:43.277
7	2:03.743	33.552	46.998	43.193	234.8	18:47.020
8	2:03.062	34.063	46.307	42.692	235.3	20:50.082
9	2:45.752 B	34.990	55.282	1:15.480	230.3	23:35.834

61 1. Laurent TIMONIER <small>BMW / 3.0 CSL / 1972 GT1</small>						
1	3:08.809	59.333	1:08.962	1:00.514	109.2	3:08.809
2	2:49.016	51.696	1:01.706	55.614	137.8	5:57.825
3	2:29.732	44.408	54.956	50.368	157.4	8:27.557
4	2:41.703 B	42.007	55.581	1:04.115	154.9	11:09.260
5	5:17.644	3:28.019	58.762	50.863	124.4	16:26.904
6	2:28.655	42.125	57.004	49.526	179.7	18:55.559
7	2:50.508 B	43.927	58.370	1:08.211	153.8	21:46.067

66 1. Didier DENAT <small>PORSCHE / 911 RSR 3.0i / 1974 GT1</small>						
1	3:21.289	1:38.813	53.389	49.087	128.3	3:21.289
2	2:13.587	38.214	49.521	45.852	186.2	5:34.876
3	2:10.138	36.107	49.035	44.996	220.9	7:45.014
4	2:09.645	36.439	48.511	44.695	211.8	9:54.659
5	2:12.150	35.580	49.099	47.471	222.2	12:06.809
6	2:08.948	35.478	48.433	45.037	216.9	14:15.757
7	2:10.762	36.144	49.145	45.473	221.8	16:26.519
8	2:09.940	35.823	48.773	45.344	219.1	18:36.459
9	2:25.258 B	35.632	49.653	59.973	221.8	21:01.717

67 1. Leo VOYAZIDES <small>LOLA / T70 Mk III B / 1967 PR1</small>						
1	3:47.888	1:54.025	1:00.376	53.487	123.9	3:47.888
2	2:12.964	39.177	46.922	46.865	191.5	6:00.852
3	2:02.970	32.766	45.763	44.441	234.8	8:03.822
4	2:00.330	32.261	45.455	42.614	244.9	10:04.152
5	2:13.263	32.265	45.036	55.962	242.2	12:17.415
6	2:00.379	32.562	44.998	42.819	233.3	14:17.794
7	1:59.865	32.290	45.153	42.422	249.4	16:17.659
8	1:59.194	32.116	44.663	42.415	245.5	18:16.853
9	1:58.742	31.907	44.693	42.142	258.4	20:15.595
10	2:47.756 B	32.078	59.351	1:16.327	249.4	23:03.351

70 1. Pierre-Alain FRANCE <small>LOLA / T70 Mk III B / 1969 PR1</small>						
1	3:25.052	1:48.019	48.648	48.385	152.3	3:25.052
2	2:09.697	39.142	46.687	43.868	155.2	5:34.749
3	2:02.219	34.540	45.352	42.327	186.9	7:36.968
4	2:01.700	32.886	44.756	44.058	236.3	9:38.668
5	2:01.726	34.363	44.597	42.766	204.2	11:40.394

Circuit de Barcelona - Catalunya

9 i 10 de Novembre

International GT Open



CLASSIC ENDURANCE RACING

BARCELONA - CATALUNYA

Free Practice

Sector Analysis

Lap	Time	Sector 1	Sector 2	Sector 3	T. Spd	Elapsed	Lap	Time	Sector 1	Sector 2	Sector 3	T. Spd	Elapsed
6	1:59.799	33.226	44.510	42.063	230.3	13:40.193	3	2:14.545	36.876	50.831	46.838	186.2	9:09.403
7	2:16.936 B	34.297	45.844	56.795	239.5	15:57.129	4	2:08.946	35.697	48.752	44.497	189.5	11:18.349
8	6:15.547 B	3:56.446	1:04.166	1:14.935	158.6	22:12.676	5	2:22.507 B	36.325	48.661	57.521	191.5	13:40.856
80 1.Michel QUINIOU LOLA / T 280 HU4 / 1972 PR2							6 3:45.628 2:02.194 54.618 48.816 164.4 17:26.484 7 2:20.503 38.655 52.882 48.966 165.1 19:46.987 8 3:13.453 B 53.125 1:03.821 1:16.507 125.9 23:00.440						
82 1.Michel LECOURT PORSCHE / 911 RSR 3,0l / 1974 GT1							94 1.Maurizio FRATTI 2.Andrea CABIANCA PORSCHE / 934 / 1976 GT2						
1	2:43.727	1:03.622	54.496	45.609	110.3	2:43.727	1	3:30.786	1:32.139	1:03.398	55.249	125.6	3:30.786
2	2:05.124	35.187	47.255	42.682	197.1	4:48.851	2	2:40.238 B	42.038	57.057	1:01.143	161.7	6:11.024
3	2:06.234	35.893	45.839	44.502	207.3	6:55.085	3	6:06.296	4:25.946	50.121	50.229	130.8	12:17.320
4	2:01.174	33.298	45.029	42.847	216.0	8:56.259	4	2:08.759	35.228	49.132	44.399	220.0	14:26.079
5	1:59.343	32.146	44.586	42.611	234.3	10:55.602	5	2:05.513	34.300	46.966	44.247	247.1	16:31.592
6	2:00.793	32.440	46.219	42.134	244.3	12:56.395	6	2:18.354 B	34.846	47.514	55.994	226.9	18:49.946
7	2:01.041	32.064	45.124	43.853	248.3	14:57.436	7	4:51.327 B	2:37.335	57.748	1:16.244	153.0	23:41.273
8	1:59.375	32.410	44.915	42.050	252.9	16:56.811	96 1.Santiago ORJUELA 2.Juan ORJUELA PORSCHE / 911 RSR 3,0l / 1974 GT1						
9	1:58.510	31.939	44.984	41.587	220.4	18:55.321	1	2:51.232	1:12.260	52.450	46.522	136.0	2:51.232
10	1:59.338	31.994	45.583	41.761	241.6	20:54.659	2	2:11.827	37.030	49.896	44.901	197.4	5:03.059
11	2:54.437 B	39.733	56.695	1:18.009	181.8	23:49.096	3	2:08.970	35.864	48.492	44.614	221.3	7:12.029
85 1.Mike CATLOW 2.Mike YOUNES LOLA / T 290 / 1972 PR2							4	2:07.217	35.688	48.180	43.349	218.2	9:19.246
1	3:47.930	2:05.829	54.538	47.563	128.3	3:47.930	5	2:06.666	35.177	48.120	43.369	224.1	11:25.912
2	2:14.079	37.185	49.129	47.765	210.1	6:02.009	6	2:06.624	35.366	47.774	43.484	225.0	13:32.536
3	2:09.594	36.401	48.822	44.371	204.5	8:11.603	7	2:06.263	35.112	47.681	43.470	223.6	15:38.799
4	2:10.024	35.214	50.284	44.526	217.3	10:21.627	8	2:19.067 B	35.053	48.003	56.011	224.1	17:57.866
5	2:08.361	35.234	48.387	44.740	220.0	12:29.988	9	4:05.367 B	1:54.995	59.233	1:11.139	156.5	22:03.233
6	2:13.191 B	35.004	48.174	50.013	227.4	14:43.179	98 1.Eric de DONCKER LOLA / T70 Mk III B / 1969 PR1						
7	3:24.229	1:49.977	50.022	44.230	164.1	18:07.408	1	2:48.016	1:03.063	54.470	50.483	127.8	2:48.016
8	2:07.627	34.917	48.144	44.566	226.4	20:15.035	2	2:25.768 B	38.929	52.955	53.884	169.3	5:13.784
9	2:50.714 B	35.063	58.017	1:17.634	224.1	23:05.749	3	2:58.268	1:25.566	48.685	44.017	159.5	8:12.052
86 1.Steven READ 2.David FRANKLIN FERRARI / 512 M / 1971 PR1							4	2:09.749	35.174	49.946	44.629	189.1	10:21.801
1	4:03.570					4:03.570	5	2:06.306	34.322	47.847	44.137	212.6	12:28.107
2	2:17.549					6:21.119	6	2:04.441	34.070	46.973	43.398	218.6	14:32.548
3	2:15.281					8:36.400	7	2:05.475	33.503	48.381	43.591	224.1	16:38.023
4	2:13.959					10:50.359	8	2:04.432	33.739	47.385	43.308	216.9	18:42.455
5	2:13.447					13:03.806	9	2:04.891	33.967	46.619	44.305	206.5	20:47.346
6	2:12.494					15:16.300	10	2:46.537 B	33.644	50.429	1:22.464	216.4	23:33.883
7	2:10.597					17:26.897	121 1.John DOE LOLA / T 292 / 1973 PR2						
8	2:30.865 B					19:57.762	1	3:07.569	1:22.797	53.570	51.202	104.3	3:07.569
90 1.Fabio VALLE 2.Alain VALLE LANCIA / Beta Montecarlo Turbo / 1979 GT2							2	2:28.786	41.505	55.649	51.632	150.8	5:36.355
1	4:37.104	2:41.936	58.027	57.141	150.8	4:37.104	3	2:13.900	38.288	50.745	44.867	182.1	7:50.255
2	2:17.754	37.725	51.941	48.088	172.0	6:54.858	4	2:06.307	34.976	48.011	43.320	197.1	9:56.562
Legend: ■ Personal Best ■ Session Best ■ Crossing the finish line in pit lane													

Circuit de Barcelona - Catalunya

9 i 10 de Novembre

International GT Open



CLASSIC ENDURANCE RACING

BARCELONA - CATALUNYA

Qualifying 1

Final Classification

Nr.	Drivers	Team	Car	Cl	Time	Lap	Total	Gap	Kph
1	8 K. WILKINS		TOJ / SC 302 DFV / 1977	PR2	1:51.756	11	13	-	150.0
2	50 D. GUENAT		LOLA / T 286 DFV / 1977	PR2	1:52.281	9	11	+0.525	149.3
3	1 P. LAFARGUE		LOLA / T 298 BMW / 1979	PR2	1:52.612	9	14	+0.856	148.8
4	2 F. DA ROCHA		LOLA / T 298 BMW / 1979	PR2	1:53.492	12	13	+1.736	147.7
5	31 C. BARBOT		LOLA / T 280 HU3 / 1972	PR2	1:54.382	13	13	+2.626	146.5
6	14 R. BÜSTT		CHEVRON / B 31 BDG / 1975	PR2	1:55.058	11	14	+3.302	145.6
7	21 P. SCEMAMA		SAUBER / C5 BMW / 1976	PR2	1:55.229	4	11	+3.473	145.4
8	67 L. VOYAZIDES / S. HADFIELD		LOLA / T70 Mk III B / 1967	PR1	1:56.598	7	15	+4.842	143.7
9	52 Y. SCEMAMA		SAUBER / C5 BMW / 1976	PR2	1:56.642	9	12	+4.886	143.7
10	6 Y. MAHE		CHEVRON / B 21 BDG / 1972	PR2	1:57.369	6	8	+5.613	142.8
11	80 M. QUINIQU		LOLA / T 280 HU4 / 1972	PR2	1:57.686	8	12	+5.930	142.4
12	70 P. FRANCE		LOLA / T70 Mk III B / 1969	PR1	1:58.224	10	13	+6.468	141.7
13	5 D. SIRGUE		PORSCHE / 935 / 1978	GT2	1:58.731	7	12	+6.975	141.1
14	36 S. MEYERS / M. de SIEBENTHAL		PORSCHE / 935 / 1978	GT2	1:59.204	5	14	+7.448	140.6
15	90 F. VALLE / A. VALLE		LANCIA / Beta Montecarlo Turbo / 1979	GT2	1:59.408	12	12	+7.652	140.3
16	27 L. ROSSIAUD / L. KOLLY		CHEVRON / B 36 BMW / 1976	PR2	1:59.467	13	13	+7.711	140.3
17	44 D. FERRER		FERRARI / 512 BBLM / 1979	GT2	2:00.244	8	10	+8.488	139.4
18	98 E. de DONCKER		LOLA / T70 Mk III B / 1969	PR1	2:00.421	9	12	+8.665	139.2
19	85 M. CATLOW / M. YOULES		LOLA / T 290 / 1972	PR2	2:00.560	9	10	+8.804	139.0
20	121 J. DOE		LOLA / T 292 / 1973	PR2	2:01.153	5	13	+9.397	138.3
21	86 S. READ / D. FRANKLIN		FERRARI / 512 M / 1971	PR1	2:01.187	7	14	+9.431	138.3
22	22 J. BELLETESTE / R. BELLETESTE		TOJ / SC 204 BMW / 1976	PR1	2:01.933	7	13	+10.177	137.4
23	24 M. MONTEIRO		CHEVRON / B 16 FVC / 1970	PR1	2:03.422	10	13	+11.666	135.8
24	3 S. GUTZWILLER		CHEVRON / B 16 Mazda / 1970	PR1	2:03.925	7	7	+12.169	135.2
25	42 P. BRUEHWILER		CHEVRON / B 8 FVC / 1968	PR1	2:03.946	4	7	+12.190	135.2
26	94 M. FRATTI / A. CABIANCA		PORSCHE / 934 / 1976	GT2	2:04.442	6	12	+12.686	134.7
27	26 C. LE JEAN		CHEVRON / B 36 BMW / 1976	PR2	2:05.621	5	11	+13.865	133.4
28	82 M. LECOURT		PORSCHE / 911 RSR 3.0l / 1974	GT1	2:06.340	6	10	+14.584	132.6
29	96 S. ORJUOLA / J. ORJUOLA		PORSCHE / 911 RSR 3.0l / 1974	GT1	2:06.846	13	13	+15.090	132.1
30	66 D. DENAT		PORSCHE / 911 RSR 3.0l / 1974	GT1	2:06.995	3	13	+15.239	132.0
31	12 C. NAHUM / B. THUNER		FORD / GT 40 Mark II / 1968	GT1	2:11.730	10	12	+19.974	127.2
32	34 S. SABATES / E. HELARY		CHEVROLET / Corvette C3 / 1971	GT1	2:12.221	5	11	+20.465	126.7
33	23 C. RUPP / P. PEAUGER		PORSCHE / 911 RS 3.0l / 1974	GT1	2:12.851	12	12	+21.095	126.1
34	62 C. RODDARO / J. GRAND		PORSCHE / 911 RS 3.0L / 1974	GT1	2:13.309	8	12	+21.553	125.7
35	51 G. RATTAZZI		LOLA / T 290 BDG / 1972	PR2	2:14.452	12	13	+22.696	124.6
36	61 L. TIMONIER / A. PORTER		BMW / 3.0 CSL / 1972	GT1	2:17.553	9	11	+25.797	121.8
37	57 C. GADAIS		CHEVRON / B 21 BDG / 1972	PR2	2:17.790	2	2	+26.034	121.6
38	75 R. HUBER GUTIERREZ		CHEVROLET / Corvette / 1968	GT1	2:27.464	10	10	+35.708	113.6
39	47 J. ROUCOLLE / J. ZAGO		LOTUS / 47 / 1967	PR1	2:31.446	6	11	+39.690	110.7

Not classified:

17 J. BRANDENBURG / J. GEORGE	CHEVRON / B8 BMW / 1968	PR1	12
25 N. DIETEREN	PORSCHE / 935 K3 / 1979	GT2	1

Fastest Lap	Lap 11	Kevin WILKINS	1:51.756	150.0 Kph
--------------------	--------	---------------	-----------------	-----------

car 86 & 51 Best lap time deleted. Car 17 all times deleted. Car 62 Best Time Lap deleted decision N°1

Published at:

Track Status:

DRY

Stewards:

Timekeeper:

Circuit de Barcelona - Catalunya

9 i 10 de Novembre

International GT Open



CLASSIC ENDURANCE RACING

BARCELONA - CATALUNYA

Qualifying 1

BARCELONA 4.655 m. Best Sector Times

Pos	SECTOR 1		SECTOR 2		SECTOR 3		Pos	Nr Team	Cl	Ideal Lap	Best Lap
	Nr	Time	Nr	Time	Nr	Time					
1	8	29.904	8	42.156	50	39.034	1	8	PR2	1'51.308	1:51.756 (1)
2	50	30.209	1	42.279	1	39.162	2	1	PR2	1'51.816	1:52.612 (3)
3	1	30.375	2	42.615	8	39.248	3	50	PR2	1'51.900	1:52.281 (2)
4	2	30.388	50	42.657	2	39.403	4	2	PR2	1'52.406	1:53.492 (4)
5	31	30.575	14	42.967	21	39.670	5	31	PR2	1'54.165	1:54.382 (5)
6	14	30.918	31	43.077	14	40.450	6	14	PR2	1'54.335	1:55.058 (6)
7	67	31.181	52	43.194	31	40.513	7	21	PR2	1'54.500	1:55.229 (7)
8	52	31.289	21	43.370	52	40.534	8	52	PR2	1'55.017	1:56.642 (9)
9	80	31.359	6	43.544	67	41.163	9	67	PR1	1'56.233	1:56.598 (8)
10	21	31.460	67	43.889	6	41.196	10	6	PR2	1'56.950	1:57.369 (10)
11	70	31.854	70	43.949	70	41.298	11	70	PR1	1'57.101	1:58.224 (12)
12	36	31.962	80	44.290	27	41.486	12	80	PR2	1'57.449	1:57.686 (11)
13	86	32.079	5	44.578	80	41.800	13	5	GT2	1'58.731	1:58.731 (13)
14	44	32.117	121	44.746	5	41.837	14	36	GT2	1'58.878	1:59.204 (14)
15	98	32.153	90	44.853	36	41.957	15	27	PR2	1'59.071	1:59.467 (16)
16	90	32.156	36	44.959	90	42.088	16	90	GT2	1'59.097	1:59.408 (15)
17	6	32.210	27	44.991	85	42.198	17	44	GT2	1'59.633	2:00.244 (17)
18	5	32.316	44	45.169	22	42.205	18	121	PR2	2'00.072	2:01.153 (20)
19	27	32.594	86	45.424	121	42.218	19	86	PR1	2'00.118	2:01.187 (21)
20	85	32.688	85	45.514	44	42.347	20	98	PR1	2'00.147	2:00.421 (18)
21	22	32.832	98	45.644	98	42.350	21	85	PR2	2'00.400	2:00.560 (19)
22	121	33.108	22	46.104	86	42.615	22	22	PR1	2'01.141	2:01.933 (22)
23	24	33.235	24	46.293	24	42.731	23	24	PR1	2'02.259	2:03.422 (23)
24	94	33.400	94	46.449	3	43.204	24	3	PR1	2'03.476	2:03.925 (24)
25	3	33.643	42	46.497	42	43.315	25	42	PR1	2'03.798	2:03.946 (25)
26	42	33.986	3	46.629	26	43.356	26	94	GT2	2'04.004	2:04.442 (26)
27	26	34.048	26	47.069	66	43.745	27	26	PR2	2'04.473	2:05.621 (27)
28	82	34.362	96	47.590	82	43.958	28	82	GT1	2'05.936	2:06.340 (28)
29	17	34.518	82	47.616	96	44.051	29	96	GT1	2'06.456	2:06.846 (29)
30	66	34.786	17	47.850	94	44.155	30	66	GT1	2'06.484	2:06.995 (30)
31	96	34.815	66	47.953	17	44.466	31	17	PR1	2'06.834	
32	12	34.936	25	49.150	51	45.697	32	12	GT1	2'11.239	2:11.730 (31)
33	34	35.335	62	49.246	12	45.729	33	34	GT1	2'11.639	2:12.221 (32)
34	51	36.112	23	50.131	62	45.902	34	62	GT1	2'11.791	2:12.487 (33)
35	23	36.265	34	50.258	34	46.046	35	51	PR2	2'12.416	2:14.452 (35)
36	25	36.407	57	50.406	23	46.285	36	23	GT1	2'12.681	2:12.851 (34)
37	62	36.643	12	50.574	61	47.437	37	25	GT2	2'15.449	
38	61	37.748	51	50.607	57	48.497	38	61	GT1	2'17.236	2:17.553 (36)
39	57	38.887	61	52.051	25	49.892	39	57	PR2	2'17.790	2:17.790 (37)
40	75	39.836	75	55.301	75	50.952	40	75	GT1	2'26.089	2:27.464 (38)
41	47	41.426	47	56.508	47	51.341	41	47	PR1	2'29.275	2:31.446 (39)

Circuit de Barcelona - Catalunya
9 i 10 de Novembre
International GT Open



CLASSIC ENDURANCE RACING
BARCELONA - CATALUNYA
Qualifying 1

Fastest Lap Sequence

Practice Time	Team	Car	Class	Driver	Time	Kph	Lap
4:22.750	8	TOJ / SC 302 DPV / 1977	PR2	Kevin WILKINS	1:55.282	145.4	2
4:33.793	2	LOLA / T 298 BMW / 1979	PR2	Frédéric DA ROCHA	1:54.695	146.1	2
10:40.807	1	LOLA / T 298 BMW / 1979	PR2	Patrice LAFARGUE	1:53.906	147.1	4
12:05.988	8	TOJ / SC 302 DPV / 1977	PR2	Kevin WILKINS	1:52.110	149.5	6
23:40.626	8	TOJ / SC 302 DPV / 1977	PR2	Kevin WILKINS	1:51.756	150.0	11

Circuit de Barcelona - Catalunya

9 i 10 de Novembre

International GT Open



CLASSIC ENDURANCE RACING

BARCELONA - CATALUNYA

Qualifying 1

Best Top Speeds

Team	Car	Class	Top Speed Driver	Top 1		Top 2		Top 3		Top 4		Top 5		Avg
				Kph	Lap	Kph	Lap	Kph	Lap	Kph	Lap	Kph	Lap	
31	LOLA / T 280 HU3 / 1972	PR2	C. BARBOT	283.5	13	281.2	8	276.2	5	273.4	9	272.0	12	277,3
80	LOLA / T 280 HU4 / 1972	PR2	M. QUINIYOU	274.1	2	270.7	8	269.3	9	268.0	4	266.0	5	269,6
8	TOJ / SC 302 DFV / 1977	PR2	K. WILKINS	273.4	8	272.0	12	271.4	7	271.4	6	270.7	10	271,8
67	LOLA / T70 Mk III B / 1967	PR1	L. VOYAZIDES	272.7	11	265.4	15	264.7	14	263.4	3	263.4	5	265,9
70	LOLA / T70 Mk III B / 1969	PR1	P. FRANCE	266.7	11	266.0	13	265.4	8	263.4	10	262.8	12	264,9
50	LOLA / T 286 DFV / 1977	PR2	D. GUENAT	265.4	5	265.4	8	264.7	10	262.8	7	261.5	9	264,0
2	LOLA / T 298 BMW / 1979	PR2	F. DA ROCHA	262.8	13	259.0	10	259.0	6	258.4	5	257.1	3	259,3
44	FERRARI / 512 BBLM / 1979	GT2	D. FERRER	261.5	5	259.6	8	259.0	4	257.1	3	254.1	9	258,3
36	PORSCHE / 935 / 1978	GT2	S. MEYERS	260.9	6	257.8	9	257.8	5	255.9	11	255.3	14	257,5
98	LOLA / T70 Mk III B / 1969	PR1	E. de	256.5	7	256.5	5	251.7	9	250.6	11	250.6	4	253,2
5	PORSCHE / 935 / 1978	GT2	D. SIRGUE	256.5	11	253.5	5	252.9	10	248.3	7	232.8	6	248,8
1	LOLA / T 298 BMW / 1979	PR2	P. LAFARGUE	255.9	9	255.3	14	254.7	6	253.5	5	252.9	13	254,5
21	SAUBER / C5 BMW / 1976	PR2	P. SCEMAMA	253.5	11	253.5	9	248.8	3	248.8	4	244.9	10	249,9
52	SAUBER / C5 BMW / 1976	PR2	Y. SCEMAMA	252.3	8	251.2	4	250.0	12	250.0	10	247.7	9	250,2
90	LANCIA / Beta Montecarlo Turbo / 1979	GT2	F. VALLE	251.2	12	250.6	11	250.0	9	249.4	10	248.8	5	250,0
94	PORSCHE / 934 / 1976	GT2	M. FRATTI	250.0	11	250.0	10	238.9	5	238.4	6	237.4	9	242,9
86	FERRARI / 512 M / 1971	PR1	S. READ	249.4	7	236.8	3	234.3	5	232.3	4	227.8	10	236,1
22	TOJ / SC 204 BMW / 1976	PR1	J. BELLETESTE	246.6	6	243.8	12	242.2	7	241.6	13	238.4	9	242,5
27	CHEVRON / B 36 BMW / 1976	PR2	L. ROSSIAUD	246.0	5	244.3	11	242.7	7	242.2	12	242.2	3	243,5
85	LOLA / T 290 / 1972	PR2	M. CATLOW	246.0	9	240.0	10	237.4	5	234.3	6	226.9	4	236,9
14	CHEVRON / B 31 BDG / 1975	PR2	R. BÜST	244.3	14	244.3	13	243.8	12	243.2	5	242.7	11	243,7
6	CHEVRON / B 21 BDG / 1972	PR2	Y. MAHE	243.8	4	242.2	7	238.9	6	224.1	3	221.3	8	234,1
42	CHEVRON / B 8 FVC / 1968	PR1	P. BRUEHWILER	241.1	5	237.4	7	233.8	3	220.9	4	175.0	2	221,6
26	CHEVRON / B 36 BMW / 1976	PR2	C. LE JEAN	238.9	11	238.4	10	238.4	6	236.8	5	236.8	9	237,9
24	CHEVRON / B 16 FVC / 1970	PR1	M. MONTEIRO	237.9	10	237.4	11	232.8	7	232.8	5	232.3	13	234,6
51	LOLA / T 290 BDG / 1972	PR2	G. RATTAZZI	237.4	7	232.8	8	231.8	13	225.9	12	224.1	10	230,4
121	LOLA / T 292 / 1973	PR2	J. DOE	232.3	7	231.3	5	227.8	4	226.4	13	225.5	8	228,7
3	CHEVRON / B 16 Mazda / 1970	PR1	S. GUTZWILLER	230.3	7	228.8	5	228.8	6	225.5	4	208.9	3	224,5
96	PORSCHE / 911 RSR 3,0i / 1974	GT1	S. ORJUELA	230.3	10	229.8	12	229.3	13	229.3	11	228.3	8	229,4
66	PORSCHE / 911 RSR 3,0i / 1974	GT1	D. DENAT	228.3	13	227.8	9	227.8	3	227.4	6	227.4	4	227,7
82	PORSCHE / 911 RSR 3,0i / 1974	GT1	M. LECOURT	227.8	7	227.4	6	225.9	8	225.5	10	223.6	5	226,0
17	CHEVRON / B8 BMW / 1968	PR1	J. BRANDENBURG	227.4	11	227.4	10	226.9	12	224.5	7	216.4	5	224,5
23	PORSCHE / 911 RS 3,0i / 1974	GT1	C. RUPP	224.5	11	222.7	5	221.8	6	219.1	4	217.7	12	221,2
62	PORSCHE / 911 RS 3.0L / 1974	GT1	C. RODDARO	222.2	9	221.8	11	220.9	10	220.4	13	220.0	12	221,1
12	FORD / GT 40 Mark II / 1968	GT1	C. NAHUM	221.3	10	220.0	9	216.9	11	213.0	12	211.8	7	216,6
61	BMW / 3.0 CSL / 1972	GT1	L. TIMONIER	219.5	10	216.4	11	214.7	7	212.6	9	211.8	8	215,0
34	CHEVROLET / Corvette C3 / 1971	GT1	S. SABATES	216.0	10	201.1	9	196.7	5	196.0	8	193.5	11	200,7
75	CHEVROLET / Corvette / 1968	GT1	R. HUBER GUTIERREZ	191.2	8	190.8	5	177.3	4	174.5	7	172.2	3	181,2
57	CHEVRON / B 21 BDG / 1972	PR2	C. GADAIS	189.5	2	109.6	1							149,6
47	LOTUS / 47 / 1967	PR1	J. ROUCOLLE	178.2	6	173.6	2	172.0	3	171.4	5	169.5	7	172,9
25	PORSCHE / 935 K3 / 1979	GT2	N. D'ETEREN	118.6	1									118,6

Circuit de Barcelona - Catalunya

9 i 10 de Novembre

International GT Open



BARCELONA 4.655 m.

CLASSIC ENDURANCE RACING

BARCELONA - CATALUNYA

After Qualifying 1

Event maximum speed

Team	Car	Class	Driver	Top Speed	Lap	Session
31	LOLA / T 280 HU3 / 1972	PR2	Carlos BARBOT	283.5	13	Qualifying 1
80	LOLA / T 280 HU4 / 1972	PR2	Michel QUINIOU	274.1	2	Qualifying 1
8	TOJ / SC 302 DFV / 1977	PR2	Kevin WILKINS	273.4	8	Qualifying 1
67	LOLA / T70 Mk III B / 1967	PR1	Leo VOYAZIDES	272.7	11	Qualifying 1
50	LOLA / T 286 DFV / 1977	PR2	Dominique GUENAT	267.3	12	Qualifying 1
70	LOLA / T70 Mk III B / 1969	PR1	Pierre-Alain FRANCE	266.7	11	Qualifying 1
2	LOLA / T 298 BMW / 1979	PR2	Frédéric DA ROCHA	262.8	13	Qualifying 1
44	FERRARI / 512 BBLM / 1979	GT2	David FERRER	261.5	5	Qualifying 1
36	PORSCHE / 935 / 1978	GT2	Stephan MEYERS	260.9	6	Qualifying 1
5	PORSCHE / 935 / 1978	GT2	Didier SIRGUE	256.5	11	Qualifying 1
98	LOLA / T70 Mk III B / 1969	PR1	Eric de DONCKER	256.5	5	Qualifying 1
1	LOLA / T 298 BMW / 1979	PR2	Patrice LAFARGUE	255.9	9	Qualifying 1
21	SAUBER / C5 BMW / 1976	PR2	Philippe SCEMAMA	253.5	9	Qualifying 1
52	SAUBER / C5 BMW / 1976	PR2	Yves SCEMAMA	252.3	8	Qualifying 1
90	LANCIA / Beta Montecarlo Turbo / 1979	GT2	Fabio VALLE	251.2	12	Qualifying 1
94	PORSCHE / 934 / 1976	GT2	Maurizio FRATTI	250.0	10	Qualifying 1
86	FERRARI / 512 M / 1971	PR1	Steven READ	249.4	7	Qualifying 1
22	TOJ / SC 204 BMW / 1976	PR1	Jean-Marie BELLETESTE	246.6	6	Qualifying 1
27	CHEVRON / B 36 BMW / 1976	PR2	Lucien ROSSIAUD	246.0	5	Qualifying 1
85	LOLA / T 290 / 1972	PR2	Mike CATLOW	246.0	9	Qualifying 1
14	CHEVRON / B 31 BDG / 1975	PR2	Russell BÜSST	244.3	13	Qualifying 1
6	CHEVRON / B 21 BDG / 1972	PR2	Yvan MAHE	243.8	4	Qualifying 1
42	CHEVRON / B 8 FVC / 1968	PR1	Philipp BRUEHWILER	241.1	5	Qualifying 1
26	CHEVRON / B 36 BMW / 1976	PR2	Claude LE JEAN	238.9	11	Qualifying 1
24	CHEVRON / B 16 FVC / 1970	PR1	Manuel MONTEIRO	237.9	10	Qualifying 1
51	LOLA / T 290 BDG / 1972	PR2	Gianluca RATTAZZI	237.4	7	Qualifying 1
12	FORD / GT 40 Mark II / 1968	GT1	Claude NAHUM	236.8	7	Free Practice
57	CHEVRON / B 21 BDG / 1972	PR2	Christophe GADAIS	236.8	3	Qualifying 1
121	LOLA / T 292 / 1973	PR2	John DOE	232.3	7	Qualifying 1
3	CHEVRON / B 16 Mazda / 1970	PR1	Stéphane GUTZWILLER	231.8	10	Free Practice
96	PORSCHE / 911 RSR 3,0l / 1974	GT1	Santiago ORJUELA	230.3	10	Qualifying 1
66	PORSCHE / 911 RSR 3,0l / 1974	GT1	Didier DENAT	228.3	13	Qualifying 1
82	PORSCHE / 911 RSR 3,0l / 1974	GT1	Michel LECOURT	227.8	7	Qualifying 1
17	CHEVRON / B8 BMW / 1968	PR1	Jean BRANDENBURG	227.4	10	Qualifying 1
23	PORSCHE / 911 RS 3,0l / 1974	GT1	Charles RUPP	224.5	11	Qualifying 1
62	PORSCHE / 911 RS 3.0L / 1974	GT1	Claudio RODDARO	222.2	9	Qualifying 1
61	BMW / 3.0 CSL / 1972	GT1	Laurent TIMONIER	219.5	10	Qualifying 1
34	CHEVROLET / Corvette C3 / 1971	GT1	Stéphane SABATES	216.0	10	Qualifying 1
25	PORSCHE / 935 K3 / 1979	GT2	Nicolas D'ETEREN	197.8	2	Qualifying 1
75	CHEVROLET / Corvette / 1968	GT1	Ralf HUBER GUTIERREZ	191.2	8	Qualifying 1
47	LOTUS / 47 / 1967	PR1	Jacques ROUCOLLE	180.9	6	Free Practice

Circuit de Barcelona - Catalunya

9 i 10 de Novembre

International GT Open



CLASSIC ENDURANCE RACING

BARCELONA - CATALUNYA

Qualifying 1

Sector Analysis

Personal Best Session Best B Crossing the finish line in pit lane

Lap	Time	Sector 1	Sector 2	Sector 3	T. Spd	Elapsed	Lap	Time	Sector 1	Sector 2	Sector 3	T. Spd	Elapsed
1 1. Patrice LAFARGUE LOLA / T 298 BMW / 1979 PR2							11 2:02.028 32.421 44.984 44.623 256.5 26:49.351						
1 2:33.289 1:03.931 47.335 42.023 125.3 2:33.289							12 2:05.157 35.355 46.808 42.994 220.4 28:54.508						
2 2:00.395 B 31.977 44.996 43.422 247.1 4:33.684							6 1. Yvan MAHE CHEVRON / B 21 BDG / 1972 PR2						
3 4:13.217 2:49.490 43.980 39.747 155.4 8:46.901							1 3:07.823 1:26.851 52.782 48.190 122.6 3:07.823						
4 1:53.906 31.152 42.854 39.900 252.9 10:40.807							2 2:14.867 37.699 50.609 46.559 213.0 5:22.690						
5 1:53.530 31.496 42.452 39.582 253.5 12:34.337							3 2:02.655 34.140 46.452 42.063 224.1 7:25.345						
6 1:54.927 30.876 43.340 40.711 254.7 14:29.264							4 2:15.268 B 32.461 45.881 56.926 243.8 9:40.613						
7 1:53.437 31.025 43.113 39.299 249.4 16:22.701							5 4:49.633 3:19.580 46.738 43.315 150.2 14:30.246						
8 1:52.824 31.027 42.630 39.167 252.3 18:15.525							6 1:57.369 32.210 43.544 41.615 238.9 16:27.615						
9 1:52.612 30.375 42.798 39.439 255.9 20:08.137							7 1:58.692 32.812 44.684 41.196 242.2 18:26.307						
10 1:56.017 32.045 42.954 41.018 228.8 22:04.154							8 2:14.049 B 33.967 50.791 49.291 221.3 20:40.356						
11 1:55.243 31.532 42.981 40.730 251.2 23:59.397							8 1. Kevin WILKINS TOJ / SC 302 DFW / 1977 PR2						
12 1:52.799 30.905 42.555 39.339 248.8 25:52.196							1 2:27.468 55.671 49.497 42.300 100.8 2:27.468						
13 1:55.483 30.869 42.811 41.803 252.9 27:47.679							2 1:55.282 31.645 43.664 39.973 259.6 4:22.750						
14 1:52.648 31.207 42.279 39.162 255.3 29:40.327							3 1:57.511 30.253 44.075 43.183 264.7 6:20.261						
2 1. Frédéric DA ROCHA LOLA / T 298 BMW / 1979 PR2							4 1:54.769 30.579 43.170 41.020 269.3 8:15.030						
1 2:39.098 1:04.631 50.293 44.174 135.0 2:39.098							5 1:58.848 31.786 45.672 41.390 234.8 10:13.878						
2 1:54.695 31.802 42.615 40.278 250.0 4:33.793							6 1:52.110 30.233 42.629 39.248 271.4 12:05.988						
3 2:01.149 31.410 45.376 44.363 257.1 6:34.942							7 1:53.609 30.058 42.428 41.123 271.4 13:59.597						
4 2:00.349 33.681 45.933 40.735 218.2 8:35.291							8 2:11.355 B 30.508 43.275 57.572 273.4 16:10.952						
5 1:54.770 30.392 43.019 41.359 258.4 10:30.061							9 3:40.679 2:12.926 47.191 40.562 130.0 19:51.631						
6 2:05.107 B 32.082 44.048 48.977 259.0 12:35.168							10 1:57.239 30.195 45.638 41.406 270.7 21:48.870						
7 6:59.970 5:33.921 44.820 41.229 162.2 19:35.138							11 1:51.756 29.904 42.156 39.696 270.7 23:40.626						
8 1:54.346 30.722 43.494 40.130 256.5 21:29.484							12 2:09.647 B 30.488 44.450 54.709 272.0 25:50.273						
9 1:53.496 30.435 43.542 39.519 254.1 23:22.980							13 5:55.943 B 31:46.216						
10 1:59.657 30.859 47.508 41.290 259.0 25:22.637							12 1. Claude NAHUM FORD / GT 40 Mark II / 1968 GT1						
11 1:54.498 30.591 44.504 39.403 254.7 27:17.135							1 3:13.234 1:23.403 56.041 53.790 121.6 3:13.234						
12 1:53.492 30.388 42.947 40.157 254.7 29:10.627							2 2:21.907 38.495 54.496 48.916 191.2 5:35.141						
13 1:54.005 30.527 43.664 39.814 262.8 31:04.632							3 2:17.003 37.467 52.033 47.503 185.2 7:52.144						
3 1. Stéphane GUTZWILLER CHEVRON / B 16 Mazda / 1970 PR1							4 2:15.630 36.613 51.822 47.195 200.4 10:07.774						
1 4:20.528 2:08.861 1:04.336 1:07.331 110.1 4:20.528							5 2:14.864 36.424 50.574 47.866 204.5 12:22.638						
2 2:14.699 37.930 49.091 47.678 193.9 6:35.227							6 2:14.757 36.661 51.237 46.859 189.5 14:37.395						
3 2:09.192 35.335 47.888 45.969 208.9 8:44.419							7 2:29.173 B 35.722 50.776 1:02.675 211.8 17:06.568						
4 2:05.009 34.754 46.629 43.626 225.5 10:49.428							8 5:17.475 3:38.696 53.050 45.729 161.4 22:24.043						
5 2:03.935 33.643 46.681 43.611 228.8 12:53.363							9 2:11.935 34.954 50.619 46.362 220.0 24:35.978						
6 2:04.525 33.766 47.555 43.204 228.8 14:57.888							10 2:11.730 34.936 50.723 46.071 221.3 26:47.708						
7 2:03.925 33.797 46.696 43.432 230.3 17:01.813							11 2:17.024 37.436 52.793 46.795 216.9 29:04.732						
5 1. Didier SIRGUE PORSCHE / 935 / 1978 GT2							12 2:20.595 38.467 55.051 47.077 213.0 31:25.327						
1 3:13.478 1:30.778 52.604 50.096 129.2 3:13.478							14 1. Russell BÜSST CHEVRON / B 31 BDG / 1975 PR2						
2 2:14.022 35.835 50.862 47.325 215.6 5:27.500							1 2:58.378 1:25.787 49.437 43.154 116.3 2:58.378						
3 2:07.084 34.084 47.644 45.356 226.9 7:34.584							2 2:18.953 32.913 55.079 50.961 234.8 5:17.331						
4 2:02.042 32.979 46.338 42.725 228.3 9:36.626							3 2:07.545 34.114 48.159 45.272 235.3 7:24.876						
5 1:59.713 32.405 45.235 42.073 253.5 11:36.339							4 2:00.472 32.351 45.610 42.511 241.6 9:25.348						
6 2:01.954 32.777 46.413 42.764 232.8 13:38.293							5 1:57.478 31.943 44.326 41.209 243.2 11:22.826						
7 1:58.731 32.316 44.578 41.837 248.3 15:37.024							6 1:57.206 31.781 44.173 41.252 237.9 13:20.032						
8 2:19.683 B 33.714 49.127 56.842 222.2 17:56.707							7 2:10.906 B 32.742 46.772 51.392 231.3 15:30.938						
9 4:50.986 3:18.233 47.731 45.022 115.1 22:47.693							8 3:31.104 2:03.713 45.738 41.653 146.7 19:02.042						
10 1:59.630 32.710 44.916 42.004 252.9 24:47.323							9 1:56.625 31.510 44.087 41.028 238.4 20:58.667						

Circuit de Barcelona - Catalunya

9 i 10 de Novembre

International GT Open



CLASSIC ENDURANCE RACING

BARCELONA - CATALUNYA

Qualifying 1

Sector Analysis

■ Personal Best
 ■ Session Best
 ■ Crossing the finish line in pit lane

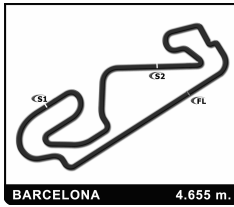
Lap	Time	Sector 1	Sector 2	Sector 3	T. Spd	Elapsed	Lap	Time	Sector 1	Sector 2	Sector 3	T. Spd	Elapsed
10	2:01.249	31.049	47.707	42.493	240.5	22:59.916	4	2:20.637	38.212	53.041	49.384	219.1	10:44.400
11	1:55.058	31.319	43.289	40.450	242.7	24:54.974	5	2:18.535	38.088	51.951	48.496	222.7	13:02.935
12	1:55.553	30.918	42.967	41.668	243.8	26:50.527	6	2:19.137	37.847	52.670	48.620	221.8	15:22.072
13	1:59.082	32.769	43.590	42.723	244.3	28:49.609	7	2:19.639	38.043	52.622	48.974	217.7	17:41.711
14	3:00.213 B	34.120	47.238	1:38.855	244.3	31:49.822	8	2:30.531 B	38.393	53.122	59.016	215.6	20:12.242
17 1.Jean BRANDENBURG 2.Jean-Luc GEORGE CHEVRON / BB BMW / 1968 PR1							9 3:50.651 2:05.748 53.049 51.854 148.6 24:02.893 10 2:15.924 38.268 50.924 46.732 213.0 26:18.817 11 2:13.009 36.342 50.382 46.285 224.5 28:31.826 12 2:12.851 36.265 50.131 46.455 217.7 30:44.677						
24 1.Manuel MONTEIRO SAUBER / C5 BMW / 1976 PR2							CHEVRON / B 16 FVC / 1970 PR1 1 3:08.416 1:27.190 53.103 48.123 128.3 3:08.416 2 2:14.113 36.297 50.472 47.344 198.5 5:22.529 3 2:10.041 34.950 50.292 44.799 203.4 7:32.570 4 2:05.927 33.699 46.982 45.246 230.8 9:38.497 5 2:19.334 B 33.772 46.597 58.965 232.8 11:57.831 6 4:12.721 2:38.324 49.016 45.381 121.2 16:10.552 7 2:04.293 33.975 46.293 44.025 232.8 18:14.845 8 2:04.592 33.878 47.584 43.130 217.7 20:19.437 9 2:06.711 35.906 48.074 42.731 213.0 22:26.148 10 2:03.422 33.235 47.244 42.943 237.9 24:29.570 11 2:05.116 33.422 48.221 43.473 237.4 26:34.686 12 2:06.170 35.531 46.824 43.815 226.9 28:40.856 13 2:04.155 33.794 47.534 42.827 232.3 30:45.011						
21 1.Philippe SCEMAMA SAUBER / C5 BMW / 1976 PR2							PORSCHE / 935 K3 / 1979 GT2 1 2:44.343 1:00.955 53.496 49.892 118.6 2:44.343						
26 1.Claude LE JEAN TOJ / SC 204 BMW / 1976 PR1							CHEVRON / B 36 BMW / 1976 PR2 1 2:49.174 1:10.945 52.123 46.106 126.2 2:49.174 2 2:31.174 36.068 55.334 59.772 214.3 5:20.348 3 2:14.203 36.603 50.707 46.893 211.8 7:34.551 4 2:06.606 35.120 47.495 43.991 225.5 9:41.157 5 2:05.621 34.274 47.277 44.070 236.8 11:46.778 6 2:06.220 34.173 47.965 44.082 238.4 13:52.998 7 2:29.220 B 36.060 51.566 1:01.594 203.4 16:22.218 8 8:28.985 6:55.011 49.392 44.582 159.1 24:51.203 9 2:06.317 34.597 48.364 43.356 236.8 26:57.520 10 2:05.831 34.627 47.069 44.135 238.4 29:03.351 11 2:07.673 34.048 49.493 44.132 238.9 31:11.024						
22 1.Jean-Marie BELLETESTE 2.Romain BELLETESTE TOJ / SC 204 BMW / 1976 PR1							CHEVRON / B 36 BMW / 1976 PR2 1 2:45.463 1:08.395 50.482 46.586 120.3 2:45.463 2 2:22.064 38.082 55.643 48.339 199.3 5:07.527 3 2:10.668 34.865 49.654 46.149 242.2 7:18.195 4 2:08.856 34.534 47.612 46.710 238.9 9:27.051 5 2:07.824 33.906 47.241 46.677 246.0 11:34.875 6 2:04.761 33.709 46.988 44.064 238.4 13:39.636 7 2:14.089 B 33.428 47.015 53.646 242.7 15:53.725 8 4:12.985 2:40.453 49.375 43.157 166.9 20:06.710 9 2:04.100 33.209 47.557 43.334 227.8 22:10.810 10 2:01.888 33.208 45.562 43.118 238.9 24:12.698						
23 1.Charles RUPP 2.Philippe PEAUGER PORSCHE / 911 RS 3.0i / 1974 GT1													



Circuit de Barcelona - Catalunya

9 i 10 de Novembre

International GT Open



CLASSIC ENDURANCE RACING BARCELONA - CATALUNYA Qualifying 1

Sector Analysis

Personal Best Session Best B Crossing the finish line in pit lane

Lap	Time	Sector 1	Sector 2	Sector 3	T. Spd	Elapsed	Lap	Time	Sector 1	Sector 2	Sector 3	T. Spd	Elapsed
11	2:00.964	33.277	46.201	41.486	244.3	26:13.662	4	2:03.946	33.986	46.497	43.463	220.9	11:08.079
12	1:59.922	32.965	45.025	41.932	242.2	28:13.584	5	2:36.526 B	36.570	1:04.784	55.172	241.1	13:44.605
13	1:59.467	32.594	44.991	41.882	241.6	30:13.051	6	7:03.263	5:26.224	50.495	46.544	138.3	20:47.868
							7	2:13.682	34.218	54.265	45.199	237.4	23:01.550

31		LOLA / T 280 HU3 / 1972 PR2													
1. Carlos BARBOT		1	2:32.002	57.599	49.345	45.058	99.3	2:32.002	2	2:01.003	32.626	46.086	42.291	232.8	4:33.005
		3	2:00.181	31.915	45.272	42.994	223.6	6:33.186	4	1:59.288	33.089	44.300	41.899	203.4	8:32.474
		5	1:57.191	30.815	44.811	41.565	276.2	10:29.665	6	2:00.294	33.117	46.103	41.074	257.1	12:29.959
		7	2:03.487	33.875	46.368	43.244	252.9	14:33.446	8	1:55.453	31.062	43.691	40.700	281.2	16:28.899
		9	1:56.034	31.098	43.877	41.059	273.4	18:24.933	10	2:55.980 B	38.212	1:02.434	1:15.334	223.1	21:20.913
		11	4:53.351	3:24.220	47.472	41.659	111.2	26:14.264	12	1:55.360	31.171	43.676	40.513	272.0	28:09.624
		13	1:54.382	30.575	43.077	40.730	283.5	30:04.006							

34		CHEVROLET / Corvette C3 / 1971 GT1													
1. Stéphane SABATES 2. Eric HELARY		1	3:26.660	1:42.248	55.841	48.571	129.7	3:26.660	2	2:26.883	39.262	56.361	51.260	173.9	5:53.543
		3	2:18.378	35.953	52.901	49.524	189.1	8:11.921	4	2:16.949	36.600	54.303	46.046	188.8	10:28.870
		5	2:12.221	35.335	50.258	46.628	196.7	12:41.091	6	2:36.574 B	39.295	55.945	1:01.334	178.2	15:17.665
		7	5:32.357	3:49.033	53.738	49.586	123.7	20:50.022	8	2:17.547	36.911	52.728	47.908	196.0	23:07.569
		9	2:16.033	36.379	51.559	48.095	201.1	25:23.602	10	2:15.856	36.356	51.137	48.363	216.0	27:39.458
		11	2:14.400	36.486	50.662	47.252	193.5	29:53.858							

36		PORSCHE / 935 / 1978 GT2													
1. Stephan MEYERS 2. Marc de SIEBENTHAL		1	2:44.804	1:05.518	50.384	48.902	133.7	2:44.804	2	2:04.933	34.651	46.741	43.541	215.6	4:49.737
		3	2:02.189	32.866	46.137	43.186	237.9	6:51.926	4	2:01.898	32.533	45.695	43.670	235.3	8:53.824
		5	1:59.204	31.978	45.269	41.957	257.8	10:53.028	6	2:00.607	31.962	44.959	43.686	260.9	12:53.635
		7	2:12.034 B	32.268	46.206	53.560	251.2	15:05.669	8	4:06.997	2:30.293	50.133	46.571	136.0	19:12.666
		9	2:10.259	33.410	48.714	48.135	257.8	21:22.925	10	2:09.214	34.763	48.683	45.768	240.5	23:32.139
		11	2:08.404	33.997	48.989	45.418	255.9	25:40.543	12	2:06.930	33.991	48.387	44.552	243.8	27:47.473
		13	2:06.885	33.956	47.142	45.787	250.0	29:54.358	14	2:07.297	33.458	48.217	45.622	255.3	32:01.655

42		CHEVRON / B 8 FVC / 1968 PR1													
1. Philipp BRUEHWILER		1	3:23.891 B	1:28.210	53.425	1:02.256	123.4	3:23.891	2	3:34.239	2:02.398	47.887	43.954	175.0	6:58.130
		3	2:06.003	34.166	48.522	43.315	233.8	9:04.133							

44		FERRARI / 512 BBLM / 1979 GT2													
1. David FERRER		1	3:05.423	1:25.128	53.898	46.397	123.0	3:05.423	2	2:13.955	33.509	47.929	52.517	253.5	5:19.378
		3	2:03.509	33.006	47.088	43.415	257.1	7:22.887	4	2:01.718	32.253	45.619	43.846	259.0	9:24.605
		5	2:13.397 B	32.719	46.283	54.395	261.5	11:38.002	6	6:22.186	4:51.408	47.234	43.544	166.7	18:00.188
		7	2:03.796	32.586	48.863	42.347	247.1	20:03.984	8	2:00.244	32.117	45.169	42.958	259.6	22:04.228
		9	2:01.592	32.729	46.224	42.639	254.1	24:05.820	10	2:13.631 B	33.374	48.101	52.156	251.7	26:19.451

47		LOTUS / 47 / 1967 PR1													
1. Jacques ROUCOLLE 2. Joseph ZAGO		1	3:54.665	1:57.311	1:02.329	55.025	103.7	3:54.665	2	2:34.599	42.987	57.970	53.642	173.6	6:29.264
		3	2:32.935	43.068	58.141	51.726	172.0	9:02.199	4	2:32.474	41.922	56.824	53.728	163.6	11:34.673
		5	2:31.461	43.612	56.508	51.341	171.4	14:06.134	6	2:31.446	41.426	56.926	53.094	178.2	16:37.580
		7	2:40.792	42.766	1:02.849	55.177	169.5	19:18.372	8	2:59.715 B	45.672	1:01.450	1:12.593	160.2	22:18.087
		9	4:35.643	2:35.925	1:02.014	57.704	101.5	26:53.730	10	2:41.174	44.358	1:01.782	55.034	155.8	29:34.904
		11	2:37.836	44.362	58.058	55.416	157.0	32:12.740							

50		LOLA / T 286 DFV / 1977 PR2													
1. Dominique GUENAT		1	3:13.797	1:31.599	52.737	49.461	129.7	3:13.797	2	2:11.377	34.917	50.260	46.200	240.0	5:25.174
		3	2:09.794 B	32.356	46.892	50.546	255.3	7:34.968	4	4:23.347	2:56.203	45.581	41.563	149.8	11:58.315
		5	1:58.058	31.435	44.964	41.659	265.4	13:56.373	6	2:01.316	33.809	44.914	42.593	253.5	15:57.689
		7	1:54.453	31.015	42.657	40.781	262.8	17:52.142	8	1:58.170	31.441	46.804	39.925	265.4	19:50.312
		9	1:52.281	30.274	42.973	39.034	261.5	21:42.593	10	2:02.815 B	31.672	44.538	46.605	264.7	23:45.408
		11	5:24.352	4:00.866	43.790	39.696	171.7	29:09.760							

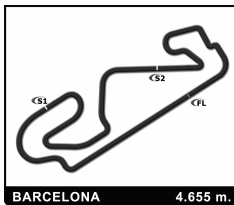
51		LOLA / T 290 BDG / 1972 PR2													
1. Gianluca RATTAZZI		1	3:09.862	1:17.392	58.732	53.738	108.2	3:09.862	2	2:29.386	41.446	58.139	49.801	185.6	5:39.248
		3	2:20.100	37.074	52.083	50.943	215.1	7:59.348	4	2:24.168	37.433	54.750	51.985	218.6	10:23.516
		5	2:24.919	38.839	56.503	49.577	206.9	12:48.435	6	2:18.913	37.393	53.604	47.916	222.2	15:07.348
		7	2:15.911	36.557	51.733	47.621	237.4	17:23.259	8	2:16.133	36.112	52.821	47.200	232.8	19:39.392



Circuit de Barcelona - Catalunya

9 i 10 de Novembre

International GT Open



CLASSIC ENDURANCE RACING

BARCELONA - CATALUNYA

Qualifying 1

Sector Analysis

Lap	Time	Sector 1	Sector 2	Sector 3	T. Spd	Elapsed	Lap	Time	Sector 1	Sector 2	Sector 3	T. Spd	Elapsed
9	2:19.955	38.005	52.241	49.709	205.7	21:59.347							
10	2:16.223	36.537	51.802	47.884	224.1	24:15.570							
11	2:18.355	38.005	53.207	47.143	216.0	26:33.925							
12	2:14.452	36.725	50.654	47.073	225.9	28:48.377							
13	2:12.931	36.627	50.607	45.697	231.8	31:01.308							
52 1.Yves SCEMAMA SAUBER / C5 BMW / 1976 PR2							66 1.Didier DENAT PORSCHE / 911 RSR 3.0I / 1974 GT1						
1	2:33.478	59.136	51.020	43.322	119.9	2:33.478	1	2:42.280	1:02.659	52.596	47.025	116.9	2:42.280
2	2:00.316	33.358	45.250	41.708	213.4	4:33.794	2	2:07.003	35.112	47.953	43.938	225.5	4:49.283
3	2:07.134	35.422	48.783	42.929	187.5	6:40.928	3	2:06.995	34.786	47.997	44.212	227.8	6:56.278
4	2:15.206B	31.473	43.194	1:00.539	251.2	8:56.134	4	2:07.716	35.082	48.642	43.992	227.4	9:03.994
5	7:21.340	5:51.110	47.587	42.643	109.6	16:17.474	5	2:07.141	35.007	48.389	43.745	226.4	11:11.135
6	2:00.878	35.131	45.161	40.586	193.2	18:18.352	6	2:07.668	35.023	48.535	44.110	227.4	13:18.803
7	1:57.293	31.610	45.149	40.534	237.4	20:15.645	7	2:28.582B	37.714	50.357	1:00.511	171.7	15:47.385
8	1:57.401	31.289	44.416	41.696	252.3	22:13.046	8	4:19.010	2:44.855	49.740	44.415	164.4	20:06.395
9	1:56.642	31.376	44.028	41.238	247.7	24:09.688	9	2:08.364	35.370	48.457	44.537	227.8	22:14.759
10	2:11.852B	32.597	46.119	53.136	250.0	26:21.540	10	2:07.883	35.265	48.555	44.063	226.9	24:22.642
11	2:24.262	57.747	43.707	42.808	156.1	28:45.802	11	2:23.745	35.132	49.564	59.049	226.4	26:46.387
12	1:57.597	31.312	44.200	42.085	250.0	30:43.399	12	2:12.833	37.296	48.253	47.284	214.7	28:59.220
57 1.Christophe GADAIS CHEVRON / B 21 BDG / 1972 PR2							67 1.Leo VOYAZIDES LOLA / T70 Mk III B / 1967 PR1						
1	3:57.470	2:03.939	58.494	55.037	109.6	3:57.470	1	2:44.424	1:03.842	51.604	48.978	125.1	2:44.424
2	2:17.790	38.887	50.406	48.497	189.5	6:15.260	2	2:00.129	33.137	45.220	41.772	245.5	4:44.553
61 1.Laurent TIMONIER BMW / 3.0 CSL / 1972 GT1							2.Simon HADFIELD						
1	4:02.264	1:58.399	1:05.700	58.165	114.3	4:02.264	1	2:44.424	1:03.842	51.604	48.978	125.1	2:44.424
2	2:40.398	41.460	59.190	59.748	180.0	6:42.662	2	2:00.287	31.960	45.524	42.803	263.4	6:44.840
3	2:27.450	39.787	57.649	50.014	187.8	9:10.112	3	1:59.856	31.885	45.569	42.402	246.0	8:44.696
4	2:24.912	38.582	52.971	53.359	208.9	11:35.024	4	1:59.133	31.548	44.286	43.299	263.4	10:43.829
5	2:36.348B	39.758	52.985	1:03.605	179.4	14:11.372	5	1:58.577	31.619	44.234	42.724	254.1	12:42.406
6	4:27.854	2:45.198	54.259	48.397	125.1	18:39.226	6	1:56.598	31.546	43.889	41.163	259.6	14:39.004
7	2:18.983	38.339	52.334	48.310	214.7	20:58.209	7	1:58.604	31.637	43.921	43.046	236.8	16:37.608
8	2:21.862	38.147	54.009	49.706	211.8	23:20.071	8	1:58.288	31.651	44.521	42.116	260.2	18:35.896
9	2:17.553	38.065	52.051	47.437	212.6	25:37.624	9	2:01.977	33.594	46.408	41.975	256.5	20:37.873
10	2:20.734	38.442	52.891	49.401	219.5	27:58.358	10	1:58.870	32.046	44.847	41.977	272.7	22:36.743
11	2:17.918	37.748	52.278	47.892	216.4	30:16.276	11	2:05.377B	31.674	45.344	48.359	253.5	24:42.120
62 1.Claudio RODDARO PORSCHE / 911 RS 3.0L / 1974 GT1							2.Arthur PORTER						
1	3:17.347	1:21.748	56.619	58.980	117.6	3:17.347	12	2:52.611	1:24.981	45.004	42.626	194.2	27:34.731
2	2:24.833	38.080	55.528	51.225	214.3	5:42.180	13	1:56.961	31.343	44.220	41.398	264.7	29:31.692
3	2:18.637	37.570	51.781	49.286	218.2	8:00.817	14	1:57.137	31.181	44.731	41.225	265.4	31:28.829
4	2:22.478	37.618	53.547	51.313	218.6	10:23.295	70 1.Pierre-Alain FRANCE LOLA / T70 Mk III B / 1969 PR1						
5	2:20.950	36.810	50.800	53.340	218.6	12:44.245	1	3:04.105	1:20.742	55.476	47.887	76.3	3:04.105
6	2:16.297	36.834	50.938	48.525	218.6	15:00.542	2	2:27.922B	39.985	49.969	57.968	200.0	5:32.027
7	2:13.510	36.815	50.414	46.281	218.6	17:14.052	3	6:24.186	4:55.151	46.768	42.267	124.9	11:56.213
8	2:13.309	36.643	50.419	46.247	218.2	19:27.361	4	1:59.462	32.200	45.428	41.834	261.5	13:55.675
9	2:33.994	50.767	55.834	47.393	222.2	22:01.355	5	1:58.592	33.061	43.949	41.582	236.8	15:54.267
10	2:15.132	36.804	50.965	47.363	220.9	24:16.487	6	1:59.954	32.351	44.350	43.253	257.8	17:54.221
11	2:15.008	37.391	51.715	45.902	221.8	26:31.495	7	1:59.782	33.057	45.302	41.423	262.8	19:54.003
12	2:13.595	36.691	50.635	46.269	220.0	28:45.090	8	2:03.908	31.854	45.082	46.972	265.4	21:57.911
13	2:12.487	36.721	49.246	46.520	220.4	30:57.577	9	1:58.352	32.360	44.694	41.298	262.8	23:56.263
							10 1:58.224 32.184 44.187 41.853 263.4 25:54.487						
							11 1:59.096 32.034 44.051 43.011 266.7 27:53.583						
							12 2:03.854 32.058 47.501 44.295 262.8 29:57.437						
							13 1:59.745 32.401 45.625 41.719 266.0 31:57.182						
							75 1.Ralf HUBER GUTIERREZ CHEVROLET / Corvette / 1968 GT1						
							1 3:58.808 1:52.020 58.858 1:07.930 114.0 3:58.808						
							2 2:41.932 41.737 58.595 1:01.600 169.5 6:40.740						
							3 2:36.339 41.470 59.609 55.260 172.2 9:17.079						

Circuit de Barcelona - Catalunya

9 i 10 de Novembre

International GT Open



CLASSIC ENDURANCE RACING

BARCELONA - CATALUNYA

Qualifying 1

Sector Analysis

Lap	Time	Sector 1	Sector 2	Sector 3	T. Spd	Elapsed	Lap	Time	Sector 1	Sector 2	Sector 3	T. Spd	Elapsed
4	2:38.033	41.656	1:00.909	55.468	177.3	11:55.112	6	2:01.421	32.668	45.632	43.121	226.4	12:41.868
5	2:53.087 B	41.116	57.497	1:14.474	190.8	14:48.199	7	2:01.187	32.449	45.576	43.162	249.4	14:43.055
6	5:37.025	3:40.664	1:00.938	55.423	124.3	20:25.224	8	2:12.007 B	32.658	47.027	52.322	224.5	16:55.062
7	2:29.582	40.580	57.137	51.865	174.5	22:54.806	9	3:52.328	2:14.226	51.394	46.708	153.0	20:47.390
8	2:30.062	39.836	55.301	54.925	191.2	25:24.868	10	2:30.499	34.273	1:08.181	48.045	227.8	23:17.889
9	2:33.028	40.562	59.318	53.148	161.7	27:57.896	11	2:13.640	35.195	51.432	47.013	210.5	25:31.529
10	2:27.464	40.310	56.202	50.952	168.5	30:25.360	12	2:14.599	35.036	52.856	46.707	212.6	27:46.128
80 1. Michel QUINIOU LOLA / T 280 HU4 / 1972 PR2							90 1. Fabio VALLE LANCIA / Beta Montecarlo Turbo / 1979 GT2 2. Alain VALLE						
1	3:19.970	1:42.125	52.794	45.051	123.7	3:19.970	1	3:23.709	1:37.934	57.639	48.136	125.9	3:23.709
2	2:10.156	32.622	52.282	45.252	274.1	5:30.126	2	2:15.745	37.098	49.457	49.190	186.2	5:39.454
3	2:02.753	31.974	45.828	44.951	255.9	7:32.879	3	2:07.673	34.002	48.399	45.272	216.9	7:47.127
4	1:59.151	31.952	44.434	42.765	268.0	9:32.030	4	2:02.841	33.396	46.564	42.881	225.5	9:49.968
5	2:02.389	31.399	45.230	45.760	266.0	11:34.419	5	2:01.557	32.748	45.710	43.099	248.8	11:51.525
6	1:59.191	32.604	44.290	42.297	260.2	13:33.610	6	2:11.019 B	32.988	47.289	50.742	248.8	14:02.544
7	1:58.507	31.887	44.639	41.981	264.7	15:32.117	7	4:25.436	2:53.661	48.261	43.514	162.4	18:27.980
8	1:57.686	31.555	44.331	41.800	270.7	17:29.803	8	2:03.513	33.955	46.477	43.081	233.8	20:31.493
9	2:26.289 B	31.359	53.756	1:01.174	269.3	19:56.092	9	2:00.399	32.678	45.633	42.088	250.0	22:31.892
10	4:44.914	3:17.915	44.787	42.212	150.4	24:41.006	10	2:00.724	32.253	45.624	42.847	249.4	24:32.616
11	2:02.666	32.124	47.299	43.243	254.1	26:43.672	11	2:00.861	32.234	46.022	42.605	250.6	26:33.477
12	2:06.230	32.163	45.203	48.864	260.9	28:49.902	12	1:59.408	32.156	44.853	42.399	251.2	28:32.885
82 1. Michel LECOURT PORSCHE / 911 RSR 3,0I / 1974 GT1							94 1. Maurizio FRATTI PORSCHE / 934 / 1976 GT2 2. Andrea CABIANCA						
1	2:48.123	1:05.189	55.659	47.275	101.9	2:48.123	1	4:19.835 B	2:01.142	58.738	1:19.955	119.9	4:19.835
2	2:23.159	38.540	55.098	49.521	197.4	5:11.282	2	6:41.393	4:57.376	55.567	48.450	110.5	11:01.228
3	2:09.274	35.204	48.827	45.243	221.8	7:20.556	3	2:07.845	34.953	48.096	44.796	206.1	13:09.073
4	2:08.226	34.535	48.571	45.120	223.6	9:28.782	4	2:06.744	34.405	48.065	44.274	215.1	15:15.817
5	2:06.778	34.362	48.280	44.136	223.6	11:35.560	5	2:05.736	34.007	47.254	44.475	238.9	17:21.553
6	2:06.340	34.766	47.616	43.958	227.4	13:41.900	6	2:04.442	33.400	46.860	44.182	238.4	19:25.995
7	2:07.102	34.827	47.741	44.534	227.8	15:49.002	7	2:06.319	34.527	47.498	44.294	235.3	21:32.314
8	2:12.240 B	34.968	48.089	49.183	225.9	18:01.242	8	2:04.608	33.722	46.449	44.437	235.3	23:36.922
9	4:17.888	2:44.673	48.618	44.597	157.4	22:19.130	9	2:05.278	33.804	47.307	44.167	237.4	25:42.200
10	2:06.667	34.623	47.832	44.212	225.5	24:25.797	10	2:06.953	33.590	47.862	45.501	250.0	27:49.153
85 1. Mike CATLOW LOLA / T 290 / 1972 PR2 2. Mike YULES							96 1. Santiago ORJUELA PORSCHE / 911 RSR 3,0I / 1974 GT1 2. Juan ORJUELA						
1	3:58.146	2:10.556	55.526	52.064	115.3	3:58.146	1	3:44.707	2:02.204	54.534	47.969	139.2	3:44.707
2	2:11.335	36.022	49.843	45.470	203.4	6:09.481	2	2:15.955	36.747	52.054	47.154	221.8	6:00.662
3	2:07.486	34.521	48.910	44.055	214.3	8:16.967	3	2:09.596	35.719	48.890	44.987	226.4	8:10.258
4	2:05.597	32.806	46.647	46.144	226.9	10:22.564	4	2:10.535	35.030	48.358	47.147	225.5	10:20.793
5	2:01.081	33.130	45.514	42.437	237.4	12:23.645	5	2:09.373	34.944	49.280	45.149	225.9	12:30.166
6	2:28.071 B	32.915	48.837	1:06.319	234.3	14:51.716	6	2:22.693 B	35.296	48.019	59.378	227.8	14:52.859
7	5:04.023	3:33.681	47.974	42.368	135.2	19:55.739	7	3:21.982	1:48.440	48.974	44.568	144.0	18:14.841
8	2:03.032	33.731	46.763	42.538	225.0	21:58.771	8	2:08.936	35.213	47.925	45.798	228.3	20:23.777
9	2:00.560	32.688	45.674	42.198	246.0	23:59.331	9	2:07.201	34.988	47.940	44.273	225.9	22:30.978
10	2:39.009 B	35.024	59.508	1:04.477	240.0	26:38.340	10	2:07.575	34.815	47.941	44.819	230.3	24:38.553
86 1. Steven READ FERRARI / 512 M / 1971 PR1 2. David FRANKLIN							11 2:12.049 34.994 48.832 48.223 229.3 26:50.602 12 2:07.397 34.824 47.892 44.681 229.8 28:57.999 13 2:06.846 35.205 47.590 44.051 229.3 31:04.845						

Circuit de Barcelona - Catalunya

9 i 10 de Novembre

International GT Open



CLASSIC ENDURANCE RACING

BARCELONA - CATALUNYA

Qualifying 1

Sector Analysis

■ Personal Best
 ■ Session Best
 B Crossing the finish line in pit lane

Lap	Time	Sector 1	Sector 2	Sector 3	T. Spd	Elapsed	Lap	Time	Sector 1	Sector 2	Sector 3	T. Spd	Elapsed
98							LOLA / T70 Mk III B / 1969						
1. Eric de DONCKER							PR1						
1	2:45.881	1:08.924	51.566	45.391	124.0	2:45.881							
2	2:18.608	35.049	55.496	48.063	212.2	5:04.489							
3	2:03.636	33.267	46.972	43.397	237.4	7:08.125							
4	2:02.763	32.702	46.272	43.789	250.6	9:10.888							
5	2:00.988	32.549	45.742	42.697	256.5	11:11.876							
6	2:01.400	32.684	46.007	42.709	250.0	13:13.276							
7	2:09.162 B	32.353	47.415	49.394	256.5	15:22.438							
8	3:45.233	2:14.012	47.438	43.783	140.1	19:07.671							
9	2:00.421	32.427	45.644	42.350	251.7	21:08.092							
10	2:06.053	32.175	50.005	43.873	248.3	23:14.145							
11	2:03.154	32.153	46.995	44.006	250.6	25:17.299							
12	2:14.299 B	32.867	47.889	53.543	244.9	27:31.598							
121							LOLA / T 292 / 1973						
1. John DOE							PR2						
1	3:14.230	1:32.239	52.556	49.435	128.9	3:14.230							
2	2:15.346	36.518	51.775	47.053	210.5	5:29.576							
3	2:05.569	34.230	46.915	44.424	214.7	7:35.145							
4	2:02.850	34.265	45.560	43.025	227.8	9:37.995							
5	2:01.153	33.108	45.539	42.506	231.3	11:39.148							
6	2:02.818	35.137	45.463	42.218	213.9	13:41.966							
7	2:14.194	34.427	45.019	54.748	232.3	15:56.160							
8	2:05.916	33.690	45.796	46.430	225.5	18:02.076							
9	2:04.949	33.109	48.765	43.075	224.1	20:07.025							
10	2:20.708 B	34.235	45.433	1:01.040	212.6	22:27.733							
11	5:07.050	3:37.522	46.195	43.333	157.2	27:34.783							
12	2:02.377	33.738	46.314	42.325	215.1	29:37.160							
13	2:01.828	33.223	44.746	43.859	226.4	31:38.988							

Circuit de Barcelona - Catalunya

9 i 10 de Novembre

International GT Open



CLASSIC ENDURANCE RACING

BARCELONA - CATALUNYA

Qualifying 2

Final Classification

Nr.	Drivers	Team	Car	Cl	Time	Lap	Total	Gap	Kph
1	50 D. GUENAT		LOLA / T 286 DFV / 1977	PR2	1:51.143	3	5	-	150.8
2	1 P. LAFARGUE		LOLA / T 298 BMW / 1979	PR2	1:52.391	3	8	+1.248	149.1
3	31 C. BARBOT		LOLA / T 280 HU3 / 1972	PR2	1:54.527	2	3	+3.384	146.3
4	52 Y. SCEMAMA		SAUBER / C5 BMW / 1976	PR2	1:54.701	7	7	+3.558	146.1
5	14 R. BÜSTT		CHEVRON / B 31 BDG / 1975	PR2	1:55.559	2	4	+4.416	145.0
6	67 L. VOYAZIDES / S. HADFIELD		LOLA / T70 Mk III B / 1967	PR1	1:55.698	2	6	+4.555	144.8
7	8 K. WILKINS		TOJ / SC 302 DFV / 1977	PR2	1:56.127	2	4	+4.984	144.3
8	21 P. SCEMAMA		SAUBER / C5 BMW / 1976	PR2	1:56.195	8	8	+5.052	144.2
9	2 F. DA ROCHA		LOLA / T 298 BMW / 1979	PR2	1:56.471	7	7	+5.328	143.9
10	6 Y. MAHE		CHEVRON / B 21 BDG / 1972	PR2	1:57.934	7	7	+6.791	142.1
11	80 M. QUINIOU		LOLA / T 280 HU4 / 1972	PR2	1:58.065	6	8	+6.922	141.9
12	36 S. MEYERS / M. de SIEBENTHAL		PORSCHE / 935 / 1978	GT2	1:58.151	2	5	+7.008	141.8
13	98 E. de DONCKER		LOLA / T70 Mk III B / 1969	PR1	1:59.053	2	8	+7.910	140.8
14	86 S. READ / D. FRANKLIN		FERRARI / 512 M / 1971	PR1	2:00.132	2	6	+8.989	139.5
15	70 P. FRANCE		LOLA / T70 Mk III B / 1969	PR1	2:01.370	2	4	+10.227	138.1
16	27 L. ROSSIAUD / L. KOLLY		CHEVRON / B 36 BMW / 1976	PR2	2:01.921	7	8	+10.778	137.4
17	121 J. DOE		LOLA / T 292 / 1973	PR2	2:02.265	6	7	+11.122	137.1
18	44 D. FERRER		FERRARI / 512 BBLM / 1979	GT2	2:02.535	6	7	+11.392	136.8
19	5 D. SIRGUE		PORSCHE / 935 / 1978	GT2	2:03.723	2	3	+12.580	135.4
20	24 M. MONTEIRO		CHEVRON / B 16 FVC / 1970	PR1	2:04.798	2	7	+13.655	134.3
21	94 M. FRATTI / A. CABIANCA		PORSCHE / 934 / 1976	GT2	2:05.477	7	7	+14.334	133.6
22	90 F. VALLE / A. VALLE		LANCIA / Beta Montecarlo Turbo / 1979	GT2	2:05.799	6	6	+14.656	133.2
23	26 C. LE JEAN		CHEVRON / B 36 BMW / 1976	PR2	2:06.017	2	4	+14.874	133.0
24	3 S. GUTZWILLER		CHEVRON / B 16 Mazda / 1970	PR1	2:07.209	2	5	+16.066	131.7
25	25 N. DIETEREN		PORSCHE / 935 K3 / 1979	GT2	2:07.651	2	2	+16.508	131.3
26	34 S. SABATES / E. HELARY		CHEVROLET / Corvette C3 / 1971	GT1	2:07.883	6	6	+16.740	131.0
27	82 M. LECOURT		PORSCHE / 911 RSR 3,0l / 1974	GT1	2:08.150	2	7	+17.007	130.8
28	22 J. BELLETESTE / R. BELLETESTE		TOJ / SC 204 BMW / 1976	PR1	2:08.330	2	3	+17.187	130.6
29	51 G. RATTAZZI		LOLA / T 290 BDG / 1972	PR2	2:09.802	6	6	+18.659	129.1
30	96 S. ORJUELA / J. ORJUELA		PORSCHE / 911 RSR 3,0l / 1974	GT1	2:10.132	2	3	+18.989	128.8
31	17 J. BRANDENBURG / J. GEORGE		CHEVRON / B8 BMW / 1968	PR1	2:10.372	6	8	+19.229	128.5
32	57 C. GADAIS		CHEVRON / B 21 BDG / 1972	PR2	2:12.238	2	6	+21.095	126.7
33	12 C. NAHUM / B. THUNER		FORD / GT 40 Mark II / 1968	GT1	2:12.501	6	6	+21.358	126.5
34	42 P. BRUEHWILER		CHEVRON / B 8 FVC / 1968	PR1	2:14.747	2	5	+23.604	124.4
35	23 C. RUPP / P. PEAugER		PORSCHE / 911 RS 3,0l / 1974	GT1	2:16.304	2	6	+25.161	122.9
36	61 L. TIMONIER / A. PORTER		BMW / 3.0 CSL / 1972	GT1	2:20.712	6	6	+29.569	119.1
37	75 R. HUBER GUTIERREZ		CHEVROLET / Corvette / 1968	GT1	2:24.859	5	6	+33.716	115.7
Not classified:									
47	J. ROUCOLLE / J. ZAGO		LOTUS / 47 / 1967	PR1					
62	C. RODDARO / J. GRAND		PORSCHE / 911 RS 3.0L / 1974	GT1					
66	D. DENAT		PORSCHE / 911 RSR 3,0l / 1974	GT1					
85	M. CATLOW / M. YOULES		LOLA / T 290 / 1972	PR2					

Fastest Lap	Lap 3	Dominique GUENAT	1:51.143	150.8 Kph
--------------------	-------	------------------	-----------------	-----------

Published at:

Track Status: **DRY**

Stewards:	Timekeeper:
------------------	--------------------

Circuit de Barcelona - Catalunya

9 i 10 de Novembre

International GT Open



BARCELONA - CATALUNYA

CLASSIC ENDURANCE RACING

Qualifying Practice

Final Classification

Nr Drivers	Team		Session 1		Session 2		Time	Gap
			Time	Lap	Time	Lap		
1	50 Dominique GUENAT	PR2	1:52.281	9	1:51.143	3	1:51.143	
2	8 Kevin WILKINS	PR2	1:51.756	11	1:56.127	2	1:51.756	+0.613
3	1 Patrice LAFARGUE	PR2	1:52.612	9	1:52.391	3	1:52.391	+1.248
4	2 Frédéric DA ROCHA	PR2	1:53.492	12	1:56.471	7	1:53.492	+2.349
5	31 Carlos BARBOT	PR2	1:54.382	13	1:54.527	2	1:54.382	+3.239
6	52 Yves SCEMAMA	PR2	1:56.642	9	1:54.701	7	1:54.701	+3.558
7	14 Russell BÜSST	PR2	1:55.058	11	1:55.559	2	1:55.058	+3.915
8	21 Philippe SCEMAMA	PR2	1:55.229	4	1:56.195	8	1:55.229	+4.086
9	67 Leo VOYAZIDES/Simon HADFIELD	PR1	1:56.598	7	1:55.698	2	1:55.698	+4.555
10	6 Yvan MAHE	PR2	1:57.369	6	1:57.934	7	1:57.369	+6.226
11	80 Michel QUINIOU	PR2	1:57.686	8	1:58.065	6	1:57.686	+6.543
12	36 Stephan MEYERS/Marc de SIEBEN	GT2	1:59.204	5	1:58.151	2	1:58.151	+7.008
13	70 Pierre-Alain FRANCE	PR1	1:58.224	10	2:01.370	2	1:58.224	+7.081
14	5 Didier SIRGUE	GT2	1:58.731	7	2:03.723	2	1:58.731	+7.588
15	98 Eric de DONCKER	PR1	2:00.421	9	1:59.053	2	1:59.053	+7.910
16	90 Fabio VALLE/Alain VALLE	GT2	1:59.408	12	2:05.799	6	1:59.408	+8.265
17	27 Lucien ROSSIAUD/Louis KOLLY	PR2	1:59.467	13	2:01.921	7	1:59.467	+8.324
18	86 Steven READ/David FRANKLIN	PR1	2:01.187	7	2:00.132	2	2:00.132	+8.989
19	44 David FERRER	GT2	2:00.244	8	2:02.535	6	2:00.244	+9.101
20	85 Mike CATLOW/Mike YOUNG	PR2	2:00.560	9			2:00.560	+9.417
21	121 John DOE	PR2	2:01.153	5	2:02.265	6	2:01.153	+10.010
22	22 Jean-Marie BELLETESTE/Romain BELLETE	PR1	2:01.933	7	2:08.330	2	2:01.933	+10.790
23	24 Manuel MONTEIRO	PR1	2:03.422	10	2:04.798	2	2:03.422	+12.279
24	3 Stéphane GUTZWILLER	PR1	2:03.925	7	2:07.209	2	2:03.925	+12.782
25	42 Philipp BRUEHWILER	PR1	2:03.946	4	2:14.747	2	2:03.946	+12.803
26	94 Maurizio FRATTI/Andrea CABIANC	GT2	2:04.442	6	2:05.477	7	2:04.442	+13.299
27	26 Claude LE JEAN	PR2	2:05.621	5	2:06.017	2	2:05.621	+14.478
28	82 Michel LECOURT	GT1	2:06.340	6	2:08.150	2	2:06.340	+15.197
29	96 Santiago ORJUJELA/Juan ORJUJELA	GT1	2:06.846	13	2:10.132	2	2:06.846	+15.703
30	66 Didier DENAT	GT1	2:06.995	3			2:06.995	+15.852
31	25 Nicolas DIETEREN	GT2			2:07.651	2	2:07.651	+16.508
32	34 Stéphane SABATES/Eric HELARY	GT1	2:12.221	5	2:07.883	6	2:07.883	+16.740
33	51 Gianluca RATTAZZI	PR2	2:14.452	12	2:09.802	6	2:09.802	+18.659
34	17 Jean BRANDENBURG/Jean-Luc GEORG	PR1			2:10.372	6	2:10.372	+19.229
35	12 Claude NAHUM/Bernard THUNER	GT1	2:11.730	10	2:12.501	6	2:11.730	+20.587
36	57 Christophe GADAIS	PR2	2:17.790	2	2:12.238	2	2:12.238	+21.095
37	23 Charles RUPP/Philippe PEAUG	GT1	2:12.851	12	2:16.304	2	2:12.851	+21.708
38	62 Claudio RODDARO/Jean Philippe	GT1	2:13.309	8			2:13.309	+22.166
39	61 Laurent TIMONIER/Arthur PORTER	GT1	2:17.553	9	2:20.712	6	2:17.553	+26.410
40	75 Ralf HUBER GUTIERREZ	GT1	2:27.464	10	2:24.859	5	2:24.859	+33.716
41	47 Jacques ROUCOLLE/Joseph ZAGO	PR1	2:31.446	6			2:31.446	+40.303

Published at:

Stewards:	Timekeeper:
-----------	-------------

Circuit de Barcelona - Catalunya

9 i 10 de Novembre

International GT Open



CLASSIC ENDURANCE RACING

BARCELONA - CATALUNYA

Qualifying 2

Best Sector Times

Pos	SECTOR 1		SECTOR 2		SECTOR 3		Pos	Nr Team	Cl	Ideal Lap	Best Lap
	Nr	Time	Nr	Time	Nr	Time					
1	50	30.095	50	41.664	1	39.025	1	50	PR2	1'51.143	1:51.143 (1)
2	8	30.312	1	42.293	50	39.384	2	1	PR2	1'52.262	1:52.391 (2)
3	1	30.944	2	43.152	52	39.835	3	8	PR2	1'53.470	1:56.127 (7)
4	31	30.971	8	43.217	8	39.941	4	31	PR2	1'54.527	1:54.527 (3)
5	2	31.143	14	43.229	31	40.067	5	52	PR2	1'54.701	1:54.701 (4)
6	80	31.209	52	43.253	21	40.269	6	2	PR2	1'54.817	1:56.471 (9)
7	67	31.249	31	43.489	2	40.522	7	14	PR2	1'55.558	1:55.559 (5)
8	98	31.414	80	43.712	67	40.619	8	21	PR2	1'55.684	1:56.195 (8)
9	21	31.463	67	43.830	14	40.775	9	67	PR1	1'55.698	1:55.698 (6)
10	14	31.554	21	43.952	6	41.163	10	80	PR2	1'56.190	1:58.065 (11)
11	36	31.610	6	44.223	80	41.269	11	36	GT2	1'57.402	1:58.151 (12)
12	52	31.613	36	44.470	36	41.322	12	6	PR2	1'57.835	1:57.934 (10)
13	86	31.669	98	45.046	98	41.570	13	98	PR1	1'58.030	1:59.053 (13)
14	6	32.449	70	45.057	86	42.184	14	86	PR1	2'00.132	2:00.132 (14)
15	25	32.504	27	45.275	121	42.452	15	27	PR2	2'01.293	2:01.921 (16)
16	44	33.068	121	45.741	27	42.586	16	70	PR1	2'01.370	2:01.370 (15)
17	70	33.355	44	46.107	70	42.958	17	121	PR2	2'01.816	2:02.265 (17)
18	27	33.432	5	46.222	24	43.010	18	44	GT2	2'02.442	2:02.535 (18)
19	121	33.623	86	46.279	44	43.267	19	25	GT2	2'02.629	2:07.651 (25)
20	90	33.937	25	46.361	5	43.327	20	5	GT2	2'03.723	2:03.723 (19)
21	94	33.974	94	47.068	26	43.693	21	24	PR1	2'04.692	2:04.798 (20)
22	22	34.046	42	47.226	42	43.720	22	42	PR1	2'05.304	2:14.747 (34)
23	5	34.174	24	47.252	25	43.764	23	94	GT2	2'05.477	2:05.477 (21)
24	42	34.358	26	47.509	90	43.977	24	90	GT2	2'05.490	2:05.799 (22)
25	24	34.430	3	47.544	3	43.979	25	26	PR2	2'06.017	2:06.017 (23)
26	26	34.815	90	47.576	82	44.224	26	82	GT1	2'07.178	2:08.150 (27)
27	34	34.827	82	47.869	94	44.435	27	3	PR1	2'07.209	2:07.209 (24)
28	12	35.064	34	48.256	51	44.655	28	34	GT1	2'07.812	2:07.883 (26)
29	82	35.085	22	48.555	34	44.729	29	22	PR1	2'08.330	2:08.330 (28)
30	51	35.229	17	48.677	17	44.799	30	17	PR1	2'09.046	2:10.372 (31)
31	17	35.570	96	49.095	96	44.876	31	51	PR2	2'09.802	2:09.802 (29)
32	3	35.686	57	49.196	22	45.729	32	96	GT1	2'10.132	2:10.132 (30)
33	96	36.161	51	49.918	57	45.769	33	12	GT1	2'10.903	2:12.501 (33)
34	57	36.287	12	50.048	12	45.791	34	57	PR2	2'11.252	2:12.238 (32)
35	23	37.704	23	51.244	23	47.356	35	23	GT1	2'16.304	2:16.304 (35)
36	61	38.373	61	53.189	61	48.424	36	61	GT1	2'19.986	2:20.712 (36)
37	75	38.562	75	53.891	75	50.791	37	75	GT1	2'23.244	2:24.859 (37)

Circuit de Barcelona - Catalunya
9 i 10 de Novembre
International GT Open



CLASSIC ENDURANCE RACING
BARCELONA - CATALUNYA
Qualifying 2

Fastest Lap Sequence

Practice Time	Team	Car	Class	Driver	Time	Kph	Lap
4:04.420	67	LOLA / T70 Mk III B / 1967	PR1	Simon HADFIELD	1:55.698	144.8	2
4:08.175	14	CHEVRON / B 31 BDG / 1975	PR2	Russell BÜSST	1:55.559	145.0	2
4:36.759	50	LOLA / T 286 DFV / 1977	PR2	Dominique GUENAT	1:54.746	146.0	2
5:06.430	31	LOLA / T 280 HU3 / 1972	PR2	Carlos BARBOT	1:54.527	146.3	2
6:27.902	50	LOLA / T 286 DFV / 1977	PR2	Dominique GUENAT	1:51.143	150.8	3

Circuit de Barcelona - Catalunya

9 i 10 de Novembre

International GT Open



CLASSIC ENDURANCE RACING

BARCELONA - CATALUNYA

Qualifying 2

Best Top Speeds

Team	Car	Class	Top Speed Driver	Top 1		Top 2		Top 3		Top 4		Top 5		Avg
				Kph	Lap	Kph	Lap	Kph	Lap	Kph	Lap	Kph	Lap	
31	LOLA / T 280 HU3 / 1972	PR2	C. BARBOT	283.5	2	175.0	3	155.4	1					204,6
8	TOJ / SC 302 DFV / 1977	PR2	K. WILKINS	271.4	4	269.3	3	227.4	2	145.6	1			228,4
36	PORSCHE / 935 / 1978	GT2	M. de SIEBENTHAL	271.4	3	259.6	2	232.3	4	135.3	5	117.1	1	203,1
86	FERRARI / 512 M / 1971	PR1	D. FRANKLIN	269.3	2	220.4	5	216.4	6	192.2	3	144.8	4	208,6
67	LOLA / T70 Mk III B / 1967	PR1	S. HADFIELD	266.7	2	266.7	3	258.4	6	248.3	5	171.7	4	242,4
50	LOLA / T 286 DFV / 1977	PR2	D. GUENAT	262.1	3	254.1	2	233.3	4	147.7	1	145.0	5	208,4
80	LOLA / T 280 HU4 / 1972	PR2	M. QUINIOU	259.6	6	255.9	7	252.9	3	239.5	4	237.4	2	249,1
94	PORSCHE / 934 / 1976	GT2	A. CABIANCA	257.8	7	247.1	5	240.0	6	230.8	2	228.3	3	240,8
70	LOLA / T70 Mk III B / 1969	PR1	P. FRANCE	255.3	2	248.3	3	143.6	1	139.0	4			196,6
44	FERRARI / 512 BBLM / 1979	GT2	D. FERRER	254.7	7	253.5	3	250.0	6	235.3	5	229.8	2	244,7
2	LOLA / T 298 BMW / 1979	PR2	F. DA ROCHA	254.1	7	253.5	6	249.4	2	243.8	5	187.8	3	237,7
21	SAUBER / C5 BMW / 1976	PR2	P. SCEMAMA	254.1	3	250.6	7	249.4	8	248.3	6	246.6	2	249,8
1	LOLA / T 298 BMW / 1979	PR2	P. LAFARGUE	253.5	3	251.2	8	250.0	4	249.4	7	244.9	6	249,8
98	LOLA / T70 Mk III B / 1969	PR1	E. de	250.6	7	247.7	3	244.9	2	244.3	8	236.3	6	244,8
14	CHEVRON / B 31 BDG / 1975	PR2	R. BÜSST	250.0	4	237.9	3	237.4	2	156.7	1			220,5
52	SAUBER / C5 BMW / 1976	PR2	Y. SCEMAMA	248.3	7	236.3	3	228.3	6	225.0	2	212.6	5	230,1
27	CHEVRON / B 36 BMW / 1976	PR2	L. KOLLY	240.5	8	240.0	3	239.5	7	237.9	4	222.7	6	236,1
6	CHEVRON / B 21 BDG / 1972	PR2	Y. MAHE	237.9	3	236.3	7	234.8	6	232.3	5	226.9	2	233,6
26	CHEVRON / B 36 BMW / 1976	PR2	C. LE JEAN	234.8	2	210.5	3	147.7	4	105.4	1			174,6
22	TOJ / SC 204 BMW / 1976	PR1	R. BELLETESTE	234.3	2	187.5	3	122.7	1					181,5
51	LOLA / T 290 BDG / 1972	PR2	G. RATTAZZI	232.3	6	225.5	5	203.4	3	166.7	2	111.5	4	187,9
24	CHEVRON / B 16 FVC / 1970	PR1	M. MONTEIRO	231.8	6	230.8	3	229.8	7	229.3	5	228.8	2	230,1
5	PORSCHE / 935 / 1978	GT2	D. SIRGUE	229.8	2	192.2	3	145.2	1					189,1
96	PORSCHE / 911 RSR 3.0i / 1974	GT1	J. ORJUELA	227.4	3	223.6	2	123.0	1					191,3
42	CHEVRON / B 8 FVC / 1968	PR1	P. BRUEHWILER	226.4	5	208.5	2	202.2	3	129.7	1	103.7	4	174,1
121	LOLA / T 292 / 1973	PR2	J. DOE	223.6	7	217.3	6	202.6	5	190.5	2	182.7	3	203,3
3	CHEVRON / B 16 Mazda / 1970	PR1	S. GUTZWILLER	222.2	2	210.5	5	200.7	3	136.0	1	124.6	4	178,8
82	PORSCHE / 911 RSR 3.0i / 1974	GT1	M. LECOURT	221.8	3	216.0	2	215.6	7	206.1	4	202.6	6	212,4
23	PORSCHE / 911 RS 3.0i / 1974	GT1	P. PEAugER	219.5	2	206.1	6	203.0	5	188.2	3	128.7	1	189,1
34	CHEVROLET / Corvette C3 / 1971	GT1	E. HELARY	218.2	6	207.3	3	200.4	2	199.6	5	128.9	4	190,9
17	CHEVRON / B8 BMW / 1968	PR1	J. GEORGE	217.7	7	213.4	8	213.0	2	207.7	6	192.2	3	208,8
57	CHEVRON / B 21 BDG / 1972	PR2	C. GADAIS	209.3	2	209.3	3	193.5	6	118.8	1	115.9	5	169,4
90	LANCIA / Beta Montecarlo Turbo / 1979	GT2	A. VALLE	204.5	6	191.5	2	184.9	5	178.2	3	142.5	4	180,3
61	BMW / 3.0 CSL / 1972	GT1	A. PORTER	198.2	6	193.9	5	193.5	3	185.6	2	122.0	4	178,6
25	PORSCHE / 935 K3 / 1979	GT2	N. D'IETEREN	198.2	2	119.2	1							158,7
75	CHEVROLET / Corvette / 1968	GT1	R. HUBER GUTIERREZ	187.5	5	182.7	2	178.8	3	178.8	6	136.7	4	172,9
12	FORD / GT 40 Mark II / 1968	GT1	B. THUNER	186.2	2	177.3	6	170.1	3	166.7	5	153.4	4	170,7
62	PORSCHE / 911 RS 3.0L / 1974	GT1												
47	LOTUS / 47 / 1967	PR1												
66	PORSCHE / 911 RSR 3.0i / 1974	GT1												
85	LOLA / T 290 / 1972	PR2												

Circuit de Barcelona - Catalunya

9 i 10 de Novembre

International GT Open



CLASSIC ENDURANCE RACING

BARCELONA - CATALUNYA

After Qualifying 2

BARCELONA 4.655 m.

Event maximum speed

Team	Car	Class	Driver	Top Speed	Lap	Session
31	LOLA / T 280 HU3 / 1972	PR2	Carlos BARBOT	283.5	13	Qualifying 1
80	LOLA / T 280 HU4 / 1972	PR2	Michel QUINIOU	274.1	2	Qualifying 1
8	TOJ / SC 302 DFV / 1977	PR2	Kevin WILKINS	273.4	8	Qualifying 1
67	LOLA / T70 Mk III B / 1967	PR1	Leo VOYAZIDES	272.7	11	Qualifying 1
36	PORSCHE / 935 / 1978	GT2	Marc de SIEBENTHAL	271.4	3	Qualifying 2
86	FERRARI / 512 M / 1971	PR1	David FRANKLIN	269.3	2	Qualifying 2
50	LOLA / T 286 DFV / 1977	PR2	Dominique GUENAT	267.3	12	Qualifying 1
70	LOLA / T70 Mk III B / 1969	PR1	Pierre-Alain FRANCE	266.7	11	Qualifying 1
2	LOLA / T 298 BMW / 1979	PR2	Frédéric DA ROCHA	262.8	13	Qualifying 1
44	FERRARI / 512 BBLM / 1979	GT2	David FERRER	261.5	5	Qualifying 1
94	PORSCHE / 934 / 1976	GT2	Andrea CABIANCA	257.8	7	Qualifying 2
5	PORSCHE / 935 / 1978	GT2	Didier SIRGUE	256.5	11	Qualifying 1
98	LOLA / T70 Mk III B / 1969	PR1	Eric de DONCKER	256.5	5	Qualifying 1
1	LOLA / T 298 BMW / 1979	PR2	Patrice LAFARGUE	255.9	9	Qualifying 1
21	SAUBER / C5 BMW / 1976	PR2	Philippe SCEMAMA	254.1	3	Qualifying 2
52	SAUBER / C5 BMW / 1976	PR2	Yves SCEMAMA	252.9	8	Qualifying 2
90	LANCIA / Beta Montecarlo Turbo / 1979	GT2	Fabio VALLE	251.2	12	Qualifying 1
14	CHEVRON / B 31 BDG / 1975	PR2	Russell BÜST	250.0	4	Qualifying 2
22	TOJ / SC 204 BMW / 1976	PR1	Jean-Marie BELLETESTE	246.6	6	Qualifying 1
27	CHEVRON / B 36 BMW / 1976	PR2	Lucien ROSSIAUD	246.0	5	Qualifying 1
85	LOLA / T 290 / 1972	PR2	Mike CATLOW	246.0	9	Qualifying 1
6	CHEVRON / B 21 BDG / 1972	PR2	Yvan MAHE	243.8	4	Qualifying 1
42	CHEVRON / B 8 FVC / 1968	PR1	Philipp BRUEHWILER	241.1	5	Qualifying 1
26	CHEVRON / B 36 BMW / 1976	PR2	Claude LE JEAN	238.9	11	Qualifying 1
24	CHEVRON / B 16 FVC / 1970	PR1	Manuel MONTEIRO	237.9	10	Qualifying 1
51	LOLA / T 290 BDG / 1972	PR2	Gianluca RATTAZZI	237.4	7	Qualifying 1
12	FORD / GT 40 Mark II / 1968	GT1	Claude NAHUM	236.8	7	Free Practice
57	CHEVRON / B 21 BDG / 1972	PR2	Christophe GADAIS	236.8	3	Qualifying 1
25	PORSCHE / 935 K3 / 1979	GT2	Nicolas D'ITEREN	235.8	3	Qualifying 2
121	LOLA / T 292 / 1973	PR2	John DOE	232.3	7	Qualifying 1
3	CHEVRON / B 16 Mazda / 1970	PR1	Stéphane GUTZWILLER	231.8	10	Free Practice
96	PORSCHE / 911 RSR 3,0l / 1974	GT1	Santiago ORJUELA	230.3	10	Qualifying 1
66	PORSCHE / 911 RSR 3,0l / 1974	GT1	Didier DENAT	228.3	13	Qualifying 1
82	PORSCHE / 911 RSR 3,0l / 1974	GT1	Michel LECOURT	227.8	7	Qualifying 1
17	CHEVRON / B8 BMW / 1968	PR1	Jean BRANDENBURG	227.4	10	Qualifying 1
23	PORSCHE / 911 RS 3,0l / 1974	GT1	Charles RUPP	224.5	11	Qualifying 1
62	PORSCHE / 911 RS 3.0L / 1974	GT1	Claudio RODDARO	222.2	9	Qualifying 1
61	BMW / 3.0 CSL / 1972	GT1	Laurent TIMONIER	219.5	10	Qualifying 1
34	CHEVROLET / Corvette C3 / 1971	GT1	Eric HELARY	218.2	6	Qualifying 2
75	CHEVROLET / Corvette / 1968	GT1	Ralf HUBER GUTIERREZ	191.2	8	Qualifying 1
47	LOTUS / 47 / 1967	PR1	Jacques ROUCOLLE	180.9	6	Free Practice

Circuit de Barcelona - Catalunya

9 i 10 de Novembre

International GT Open



CLASSIC ENDURANCE RACING

BARCELONA - CATALUNYA

Qualifying 2

Sector Analysis

■ Personal Best ■ Session Best ■ Crossing the finish line in pit lane

Lap	Time	Sector 1	Sector 2	Sector 3	T. Spd	Elapsed	Lap	Time	Sector 1	Sector 2	Sector 3	T. Spd	Elapsed
1 1. Patrice LAFARGUE LOLA / T 298 BMW / 1979 PR2							1	2:39.550	56.243	52.866	50.441	141.9	2:39.550
1	2:41.843	1:15.285	44.505	42.053		2:41.843	2	2:13.651	37.003	50.857	45.791	186.2	4:53.201
2	1:58.954	33.863	43.365	41.726		4:40.797	3	2:43.429	39.685	1:02.365	1:01.379	170.1	7:36.630
3	1:52.391	31.073	42.293	39.025	253.5	6:33.188	4	3:47.403 B	50.952	1:21.628	1:34.823	153.4	11:24.033
4	2:56.535 B	31.171	47.793	1:37.571	250.0	9:29.723	5	20:25.447	...	52.429	47.956	166.7	31:49.478
5	18:46.167	...	45.972	42.808	127.4	28:15.888	6	2:12.501	36.406	50.048	46.047	177.3	34:01.979
6	1:54.450	31.064	43.657	39.729	244.9	30:10.338							
7	1:54.642	31.167	43.664	39.811	249.4	32:04.980							
8	1:54.145	31.433	42.942	39.770	251.2	33:59.125							
2 1. Frédéric DA ROCHA LOLA / T 298 BMW / 1979 PR2							1	2:12.616	41.639	46.602	44.375	156.7	2:12.616
1	2:49.958	1:22.755	46.026	41.177	132.2	2:49.958	2	1:55.559	31.554	43.229	40.776	237.4	4:08.175
2	2:00.119	32.711	44.648	42.760	249.4	4:50.077	3	1:55.870	31.623	43.472	40.775	237.9	6:04.045
3	2:36.465 B	36.931	57.155	1:02.379	187.8	7:26.542	4	2:43.095 B	34.004	1:00.325	1:08.766	250.0	8:47.140
4	20:45.681	...	47.431	43.462	150.4	28:12.221							
5	1:59.657	32.780	46.355	40.522	243.8	30:11.878							
6	1:57.259	31.178	43.152	42.929	253.5	32:09.137							
7	1:56.471	31.143	43.696	41.632	254.1	34:05.608							
3 1. Stéphane GUTZWILLER CHEVRON / B 16 Mazda / 1970 PR1							1	2:12.616	41.639	46.602	44.375	156.7	2:12.616
1	2:42.115	1:06.588	49.648	45.879	136.0	2:42.115	2	2:07.209	35.686	47.544	43.979	222.2	4:49.324
2	2:07.209	35.686	47.544	43.979	222.2	4:49.324	3	2:49.312 B	37.807	59.039	1:12.466	200.7	7:38.636
3	2:49.312 B	37.807	59.039	1:12.466	200.7	7:38.636	4	21:06.965	...	53.249	51.554	124.6	28:45.599
4	21:06.965	...	53.249	51.554	124.6	28:45.599	5	2:36.968 B	36.300	53.852	1:06.816	210.5	31:22.567
5	2:36.968 B	36.300	53.852	1:06.816	210.5	31:22.567							
5 1. Didier SIRGUE PORSCHE / 935 / 1978 GT2							1	2:16.481	45.360	47.916	43.205	139.0	2:16.481
1	2:56.521	1:18.405	50.234	47.882	145.2	2:56.521	2	1:57.357	32.700	44.388	40.269	246.6	4:13.838
2	2:03.723	34.174	46.222	43.327	229.8	5:00.244	3	1:57.478	31.608	45.584	40.286	254.1	6:11.316
3	2:46.830 B	35.996	1:00.486	1:10.348	192.2	7:47.074	4	2:59.828 B	33.373	57.869	1:28.586	226.9	9:11.144
4	21:06.965	...	53.249	51.554	124.6	28:45.599	5	19:07.272	...	46.934	41.975	163.1	28:18.414
5	2:36.968 B	36.300	53.852	1:06.816	210.5	31:22.567	6	1:57.479	31.896	45.224	40.359	248.3	30:15.893
6	1:57.479	31.896	45.224	40.359	248.3	30:15.893	7	1:56.435	31.463	43.952	41.020	250.6	32:12.328
7	1:56.435	31.463	43.952	41.020	250.6	32:12.328	8	1:56.195	31.583	44.108	40.504	249.4	34:08.523
8	1:56.195	31.583	44.108	40.504	249.4	34:08.523							
22 1. Jean-Marie BELLETESTE TOJ / SC 204 BMW / 1976 PR1							1	3:42.673	1:57.856	56.490	48.327	122.7	3:42.673
1	3:42.673	1:57.856	56.490	48.327	122.7	3:42.673	2	2:08.330	34.046	48.555	45.729	234.3	5:51.003
2	2:08.330	34.046	48.555	45.729	234.3	5:51.003	3	3:31.587 B	41.197	1:17.073	1:33.317	187.5	9:22.590
3	3:31.587 B	41.197	1:17.073	1:33.317	187.5	9:22.590							
23 1. Charles RUPP PORSCHE / 911 RS 3.0i / 1974 GT1							1	2:16.481	45.360	47.916	43.205	139.0	2:16.481
1	2:47.343	1:01.405	56.244	49.694	128.7	2:47.343	2	2:16.304	37.704	51.244	47.356	219.5	5:03.647
2	2:16.304	37.704	51.244	47.356	219.5	5:03.647	3	2:46.175 B	38.024	58.002	1:10.149	188.2	7:49.822
3	2:46.175 B	38.024	58.002	1:10.149	188.2	7:49.822	4	20:55.151	...	1:01.200	54.025	128.7	28:44.971
4	20:55.151	...	1:01.200	54.025	128.7	28:44.971	5	2:23.939	40.362	53.447	50.130	203.0	31:08.910
5	2:23.939	40.362	53.447	50.130	203.0	31:08.910	6	2:19.689	38.878	52.188	48.623	206.1	33:28.599
6	2:19.689	38.878	52.188	48.623	206.1	33:28.599							
24 1. Manuel MONTEIRO CHEVRON / B 16 FVC / 1970 PR1							1	3:20.135	1:42.990	53.162	43.983	130.9	3:20.135
1	3:20.135	1:42.990	53.162	43.983	130.9	3:20.135	2	2:04.798	34.502	47.286	43.010	228.8	5:24.933
2	2:04.798	34.502	47.286	43.010	228.8	5:24.933							

Circuit de Barcelona - Catalunya

9 i 10 de Novembre

International GT Open



CLASSIC ENDURANCE RACING

BARCELONA - CATALUNYA

Qualifying 2

Sector Analysis

■ Personal Best
 ■ Session Best
 ■ B Crossing the finish line in pit lane

Lap	Time	Sector 1	Sector 2	Sector 3	T. Spd	Elapsed	Lap	Time	Sector 1	Sector 2	Sector 3	T. Spd	Elapsed
25 1. Nicolas D'IETEREN PORSCHE / 935 K3 / 1979 GT2													
1	2:40.371	57.602	52.441	50.328	119.2	2:40.371	1	4:11.241	2:28.908	56.460	45.873	129.7	4:11.241
2	2:07.651	36.781	47.106	43.764	198.2	4:48.022	2	2:14.747	36.191	53.187	45.369	208.5	6:25.988
26 1. Claude LE JEAN CHEVRON / B 36 BMW / 1976 PR2													
1	3:14.366	1:33.953	53.613	46.800	105.4	3:14.366	3	3:08.606B	36.831	52.657	1:39.118	202.2	9:34.594
2	2:06.017	34.815	47.509	43.693	234.8	5:20.383	4	23:46.479	...	48.977	43.720	103.7	33:21.071
27 1. Lucien ROSSIAUD 2. Louis KOLLY CHEVRON / B 36 BMW / 1976 PR2													
1	2:29.708	49.256	52.581	47.871	119.3	2:29.708	5	2:05.794	33.916	47.946	43.932	235.3	31:08.021
2	2:08.454	34.861	48.264	45.329	218.2	4:38.162	6	2:02.535	33.161	46.107	43.267	250.0	33:10.556
31 1. Carlos BARBOT LOLA / T 280 HU3 / 1972 PR2													
1	3:11.903	1:40.184	49.949	41.770	155.4	3:11.903	50	1. Dominique GUENAT	1:10.667	46.345	45.001	147.7	2:42.013
2	1:54.527	30.971	43.489	40.067	283.5	5:06.430	1	2:42.013	1:10.667	46.345	45.001	147.7	2:42.013
34 1. Stéphane SABATES 2. Eric HELARY CHEVROLET / Corvette C3 / 1971 GT1													
1	3:49.286	2:02.496	58.367	48.423	120.0	3:49.286	2	1:54.746	32.190	42.865	39.691	254.1	4:36.759
2	2:14.083	36.383	50.601	47.099	200.4	6:03.369	3	1:51.143	30.095	41.664	39.384	262.1	6:27.902
36 1. Stephan MEYERS 2. Marc de SIEBENTHAL PORSCHE / 935 / 1978 GT2													
1	2:20.183	49.079	48.286	42.818	117.1	2:20.183	4	2:59.475B	32.325	50.518	1:36.632	233.3	9:27.377
2	1:58.151	32.359	44.470	41.322	259.6	4:18.334	5	25:29.161	...	44.964	39.976	145.0	34:56.536
42 1. Philipp BRUEHWILER CHEVRON / B 8 FVC / 1968 PR1													
1	2:20.183	49.079	48.286	42.818	117.1	2:20.183	51	1. Gianluca RATTAZZI	1:54.579	1:06.967	54.610	92.9	3:56.156
2	1:58.151	32.359	44.470	41.322	259.6	4:18.334	1	2:36.097	44.801	59.331	51.965	166.7	6:32.253
44 1. David FERRER FERRARI / 512 BBLM / 1979 GT2													
1	2:40.371	57.602	52.441	50.328	119.2	2:40.371	2	3:08.606B	36.831	52.657	1:39.118	202.2	9:34.594
2	2:07.651	36.781	47.106	43.764	198.2	4:48.022	3	2:39.274B	33.068	54.257	1:11.949	253.5	8:16.092
50 1. Dominique GUENAT LOLA / T 286 DFV / 1977 PR2													
1	2:29.708	49.256	52.581	47.871	119.3	2:29.708	4	20:46.137	...	50.879	47.926	141.5	29:02.227
2	2:08.454	34.861	48.264	45.329	218.2	4:38.162	5	2:05.794	33.916	47.946	43.932	235.3	31:08.021
51 1. Gianluca RATTAZZI LOLA / T 290 BDG / 1972 PR2													
1	3:11.903	1:40.184	49.949	41.770	155.4	3:11.903	6	2:02.535	33.161	46.107	43.267	250.0	33:10.556
2	1:54.527	30.971	43.489	40.067	283.5	5:06.430	7	2:20.020B	33.168	46.285	1:00.567	254.7	35:30.576
52 1. Yves SCEMAMA SAUBER / C5 BMW / 1976 PR2													
1	3:49.286	2:02.496	58.367	48.423	120.0	3:49.286	50	1. Dominique GUENAT	1:10.667	46.345	45.001	147.7	2:42.013
2	2:14.083	36.383	50.601	47.099	200.4	6:03.369	1	2:42.013	1:10.667	46.345	45.001	147.7	2:42.013
57 1. Christophe GADAIS CHEVRON / B 21 BDG / 1972 PR2													
1	2:20.183	49.079	48.286	42.818	117.1	2:20.183	2	1:54.746	32.190	42.865	39.691	254.1	4:36.759
2	1:58.151	32.359	44.470	41.322	259.6	4:18.334	3	1:51.143	30.095	41.664	39.384	262.1	6:27.902
61 1. Laurent TIMONIER 2. Arthur PORTER BMW / 3.0 CSL / 1972 GT1													
1	2:20.183	49.079	48.286	42.818	117.1	2:20.183	51	1. Gianluca RATTAZZI	1:54.579	1:06.967	54.610	92.9	3:56.156
2	1:58.151	32.359	44.470	41.322	259.6	4:18.334	1	2:36.097	44.801	59.331	51.965	166.7	6:32.253

Circuit de Barcelona - Catalunya

9 i 10 de Novembre

International GT Open



CLASSIC ENDURANCE RACING

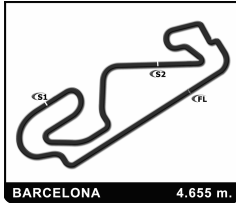
BARCELONA - CATALUNYA

Qualifying 2

Sector Analysis

Lap	Time	Sector 1	Sector 2	Sector 3	T. Spd	Elapsed	Lap	Time	Sector 1	Sector 2	Sector 3	T. Spd	Elapsed
■ Personal Best ■ Session Best ■ Crossing the finish line in pit lane													
67 1.Leo VOYAZIDES 2.Simon HADFIELD LOLA / T70 Mk III B / 1967 PR1							90 1.Fabio VALLE 2.Alain VALLE LANCIA / Beta Montecarlo Turbo / 1979 GT2						
2	2:28.191	41.441	56.740	50.010	185.6	5:54.907	2	2:00.132	31.669	46.279	42.184	269.3	4:56.678
3	2:55.916 B	40.665	1:02.269	1:12.982	193.5	8:50.823	3	2:46.830 B	36.195	56.753	1:13.882	192.2	7:43.508
4	20:00.784	...	54.718	50.225	122.0	28:51.605	4	22:13.558	...	55.180	47.964	144.8	29:57.064
5	2:23.281	40.904	53.622	48.755	193.9	31:14.886	5	2:15.369	34.495	53.162	47.712	220.4	32:12.433
6	2:20.712	39.099	53.189	48.424	198.2	33:35.598	6	2:13.582	34.954	50.197	48.431	216.4	34:26.015
70 1.Pierre-Alain FRANCE LOLA / T70 Mk III B / 1969 PR1							94 1.Maurizio FRATTI 2.Andrea CABIANCA PORSCHE / 934 / 1976 GT2						
1	2:08.722	42.796	44.410	41.516	143.8	2:08.722	1	2:41.073	1:01.237	49.983	49.853	134.8	2:41.073
2	1:55.698	31.249	43.830	40.619	266.7	4:04.420	2	2:08.859	36.494	48.388	43.977	191.5	4:49.932
3	10:02.195 B	31.639	7:42.001	1:48.555	266.7	14:06.615	3	3:02.845 B	39.184	1:04.632	1:19.029	178.2	7:52.777
4	14:19.742	...	47.753	44.413	171.7	28:26.355	4	22:00.750	...	52.235	48.914	142.5	29:53.525
5	1:58.832	32.294	44.409	42.129	248.3	30:25.187	5	2:08.961	35.411	48.457	45.093	184.9	32:02.486
6	2:40.881 B	31.407	1:03.585	1:05.889	258.4	33:06.068	6	2:05.799	33.937	47.576	44.286	204.5	34:08.285
75 1.Rolf HUBER GUTIERREZ CHEVROLET / Corvette / 1968 GT1							96 1.Santiago ORJUELA 2.Juan ORJUELA PORSCHE / 911 RSR 3,0l / 1974 GT1						
1	3:29.266	1:34.851	1:00.248	54.167	100.5	3:29.266	1	3:01.618	1:24.484	51.014	46.120	123.0	3:01.618
2	2:27.838	40.818	56.229	50.791	182.7	5:57.104	2	2:10.132	36.161	49.095	44.876	223.6	5:11.750
3	3:09.228 B	39.890	1:02.025	1:27.313	178.8	9:06.332	3	2:50.697 B	37.527	57.507	1:15.663	227.4	8:02.447
4	20:31.608	...	1:00.996	53.806	136.7	29:37.938							
5	2:24.859	38.562	55.473	50.824	187.5	32:02.797							
6	2:25.073	38.618	53.891	52.564	178.8	34:52.870							
80 1.Michel QUINIOU LOLA / T 280 HU4 / 1972 PR2							98 1.Eric de DONCKER LOLA / T70 Mk III B / 1969 PR1						
1	2:40.273	1:04.325	47.569	48.379		2:40.273	1	2:24.775	52.141	49.274	43.360	128.9	2:24.775
2	1:59.538	32.228	45.405	41.905	237.4	4:39.811	2	1:59.053	32.055	45.428	41.570	244.9	4:23.828
3	2:02.348	32.600	48.479	41.269	252.9	6:42.159	3	2:07.352 B	31.414	45.406	50.532	247.7	6:31.180
4	2:56.801 B	32.673	55.696	1:28.432	239.5	9:38.960	4	3:35.130 B	1:36.259	56.331	1:02.540	179.7	10:06.310
5	18:48.536	...	47.885	45.955	161.0	28:27.494	5	18:20.871	...	50.729	45.922	171.7	28:27.179
6	1:58.065	31.593	44.898	41.574	259.6	30:25.559	6	2:00.571	32.872	45.894	41.805	236.3	30:27.750
7	2:30.801	31.209	44.845	1:14.747	255.9	32:56.360	7	1:59.447	31.993	45.237	42.217	250.6	32:27.197
8	1:58.626	32.363	43.712	42.551	225.0	34:54.986	8	1:59.210	32.059	45.046	42.105	244.3	34:26.407
82 1.Michel LECOURT PORSCHE / 911 RSR 3,0l / 1974 GT1							121 1.John DOE LOLA / T 292 / 1973 PR2						
1	2:28.597	52.344	50.480	45.773	118.2	2:28.597	1	2:41.038	1:04.460	50.760	45.818	133.3	2:41.038
2	2:08.150	35.544	47.869	44.737	216.0	4:36.747	2	2:13.220	37.628	49.785	45.807	190.5	4:54.258
3	2:08.502	35.085	49.193	44.224	221.8	6:45.249	3	2:37.329 B	39.388	56.439	1:01.512	182.7	7:31.597
4	2:58.895 B	37.500	59.957	1:21.438	206.1	9:44.144	4	21:32.107	...	53.908	51.976	141.9	29:03.702
5	19:17.692	...	56.783	51.914	142.5	29:01.834	5	2:06.256	35.507	46.829	43.920	202.6	31:09.958
6	2:13.096	37.429	50.225	45.442	202.6	31:14.930	6	2:02.265	33.839	45.974	42.452	217.3	33:12.223
7	2:10.151	35.930	48.901	45.320	215.6	33:25.081	7	2:03.618	33.623	45.741	44.254	223.6	35:15.841
86 1.Steven READ 2.David FRANKLIN FERRARI / 512 M / 1971 PR1													
1	2:56.546	1:24.916	48.043	43.587	126.0	2:56.546							

Circuit de Barcelona - Catalunya
9 i 10 de Novembre
International GT Open



CLASSIC ENDURANCE RACING
BARCELONA - CATALUNYA
Race (61')

Starting Grid

2:07.651	Nicolas D'IETEREN	25	- 21 -		
2:24.859	Ralf HUBER GUTIERREZ	75	- 20 -	47	2:31.446 Jacques ROUCOLLE
2:13.309	Claudio RODDARO	62	- 19 -	61	2:17.553 Laurent TIMONIER
2:12.238	Christophe GADAIS	57	- 18 -	23	2:12.851 Charles RUPP
2:10.372	Jean BRANDENBURG	17	- 17 -	12	2:11.730 Claude NAHUM
2:07.883	Stéphane SABATES	34	- 16 -	51	2:09.802 Gianluca RATAZZI
2:06.846	Santiago ORJUELA	96	- 15 -	66	2:06.995 Didier DENAT
2:05.621	Claude LE JEAN	26	- 14 -	82	2:06.340 Michel LECOURT
2:03.946	Philipp BRUEHWILER	42	- 13 -	94	2:04.442 Maurizio FRATTI
2:03.422	Manuel MONTEIRO	24	- 12 -	3	2:03.925 Stéphane GUTZWILLER
2:01.153	John DOE	121	- 11 -	22	2:01.933 Jean-Marie BELLETESTE
2:00.244	David FERRER	44	- 10 -	85	2:00.560 Mike CATLOW
1:59.467	Lucien ROSSIAUD	27	- 9 -	86	2:00.132 Steven READ
1:59.053	Eric de DONCKER	98	- 8 -	90	1:59.408 Fabio VALLE
1:58.224	Pierre-Alain FRANCE	70	- 7 -	5	1:58.731 Didier SIRGUE
1:57.686	Michel QUINIOU	80	- 6 -	36	1:58.151 Stephan MEYERS
1:55.698	Leo VOYAZIDES	67	- 5 -	6	1:57.369 Guillaume MAHE
1:55.058	Russell BÜSTT	14	- 4 -	21	1:55.229 Philippe SCEMAMA
1:54.382	Carlos BARBOT	31	- 3 -	52	1:54.701 Yves SCEMAMA
1:52.391	Patrice LAFARGUE	1	- 2 -	2	1:53.492 Frédéric DA ROCHA
1:51.143	Dominique GUENAT	50	- 1 -	8	1:51.756 Kevin WILKINS

Pole



Stewards:

Timekeeper:

Circuit de Barcelona - Catalunya

9 i 10 de Novembre

International GT Open



BARCELONA - CATALUNYA

CLASSIC ENDURANCE RACING

Race (61')

Final Classification

Drivers	Team	Vehicle	Class	Laps	Total Time	Gap	Kph	Best Lap		
								Lap	Time	Kph
1	8 Kevin WILKINS	TOJ / SC 302 DFV / 1977	PR2	31	1:01:15.774	-	141.3	4	1:51.821	149.9
2	21 Philippe SCEMAMA	SAUBER / CS BMW / 1976	PR2	31	1:01:47.704	+31.930	140.1	4	1:54.361	146.5
3	2 Frédéric DA ROCHA	LOLA / T 298 BMW / 1979	PR2	31	1:01:53.759	+37.985	139.9	4	1:52.923	148.4
4	52 Yves SCEMAMA	SAUBER / CS BMW / 1976	PR2	31	1:02:03.953	+48.179	139.5	9	1:54.590	146.2
5	14 Russell BÜSST	CHEVRON / B 31 BDG / 1975	PR2	31	1:03:01.148	+1:45.374	137.4	22	1:55.102	145.6
6	67 Leo VOYAZIDES/Simon HADFIELD	LOLA / T70 Mk III B / 1967	PR1	31	1:03:01.393	+1:45.619	137.4	30	1:55.886	144.6
7	80 Michel QUINIOU	LOLA / T 280 HU4 / 1972	PR2	31	1:03:05.275	+1:49.501	137.2	6	1:56.090	144.4
8	31 Carlos BARBOT	LOLA / T 280 HU3 / 1972	PR2	30	1:01:54.580		135.3	4	1:54.094	146.9
9	6 Guillaume MAHE	CHEVRON / B 21 BDG / 1972	PR2	30	1:01:55.500		135.3	3	1:56.887	143.4
10	36 Stephan MEYERS/Marc de SIEBENTHAL	PORSCHE / 935 / 1978	GT2	30	1:02:12.862		134.7	4	1:59.193	140.6
11	5 Didier SIRGUE	PORSCHE / 935 / 1978	GT2	30	1:02:23.380		134.3	7	1:59.730	140.0
12	86 Steven READ/David FRANKLIN	FERRARI / 512 M / 1971	PR1	29	1:01:53.392		130.9	23	1:59.361	140.4
13	3 Stéphane GUTZWILLER	CHEVRON / B 16 Mazda / 1970	PR1	29	1:02:10.579		130.3	12	2:02.828	136.4
14	57 Christophe GADAIS	CHEVRON / B 21 BDG / 1972	PR2	29	1:02:34.913		129.4	5	2:00.727	138.8
15	24 Manuel MONTEIRO	CHEVRON / B 16 FVC / 1970	PR1	28	1:01:20.509		127.5	2	2:04.815	134.3
16	44 David FERRER	FERRARI / 512 BBLM / 1979	GT2	28	1:01:24.139		127.4	3	2:00.305	139.3
17	82 Michel LECOURT	PORSCHE / 911 RSR 3.0 / 1974	GT1	28	1:01:39.459		126.8	2	2:05.512	133.5
18	51 Gianluca RATAZZI	LOLA / T 290 BDG / 1972	PR2	28	1:01:39.940		126.8	28	2:03.768	135.4
19	26 Claude LE JEAN	CHEVRON / B 36 BMW / 1976	PR2	28	1:01:47.586		126.6	4	2:05.682	133.3
20	42 Philipp BRUEHWILER	CHEVRON / B 8 FVC / 1968	PR1	28	1:02:03.192		126.0	24	2:06.730	132.2
21	96 Santiago ORJUELA/Juan ORJUELA	PORSCHE / 911 RSR 3.0 / 1974	GT1	28	1:02:30.870		125.1	2	2:05.117	133.9
22	12 Claude NAHUM/Bernard THUNER	FORD / GT 40 Mark II / 1968	GT1	28	1:03:00.497		124.1	17	2:06.104	132.9
23	34 Stéphane SABATES/Eric HELARY	CHEVROLET / Corvette C3 / 1971	GT1	27	1:01:45.936		122.1	25	2:07.799	131.1
24	62 Claudio RODDARO/Jean Philippe GRAND	PORSCHE / 911 RS 3.0L / 1974	GT1	27	1:02:16.198		121.1	8	2:11.600	127.3
25	23 Charles RUPP/Philippe PEAUGER	PORSCHE / 911 RS 3.0 / 1974	GT1	26	1:01:24.296		118.3	26	2:13.059	125.9
26	61 Laurent TIMONIER/Arthur PORTER	BMW / 3.0 CSL / 1972	GT1	26	1:02:12.750		116.7	4	2:15.401	123.8
27	17 Jean BRANDENBURG/Jean-Luc GEORGE	CHEVRON / B 36 BMW / 1976	PR1	25	1:01:25.501		113.7	14	2:07.264	131.7
28	75 Ralf HUBER GUTIERREZ	CHEVROLET / Corvette / 1968	GT1	25	1:03:33.576		109.9	2	2:24.590	115.9
29	94 Maurizio FRATTI/Andrea CBIANCA	PORSCHE / 934 / 1976	GT2	24	1:05:08.873		102.9	4	2:08.147	130.8

Not classified:

1	Patrice LAFARGUE	LOLA / T 298 BMW / 1979	PR2	28	55:00.874			4	1:51.722	150.0
50	Dominique GUENAT	LOLA / T 286 DFV / 1977	PR2	24	51:43.292			2	1:52.268	149.3
25	Nicolas DIETEREN	PORSCHE / 935 K3 / 1979	GT2	23	48:41.028			16	1:57.963	142.1
70	Pierre-Alain FRANCE	LOLA / T70 Mk III B / 1969	PR1	14	28:38.656			9	1:59.588	140.1
121	John DOE	LOLA / T 292 / 1973	PR2	13	29:20.551			9	2:00.265	139.3
90	Fabio VALLE/Alain VALLE	LANCIA / Beta Montecarlo Turbo / 1979	GT2	8	16:17.432			7	1:59.011	140.8
98	Eric de DONCKER	LOLA / T70 Mk III B / 1969	PR1	6	12:32.696			3	1:59.881	139.8
22	Jean-Marie BELLETESTE/Romain BELLETESTE	TOJ / SC 204 BMW / 1976	PR1	2	4:23.290			2	2:04.815	134.3
27	Lucien ROSSIAUD/Louis KOLLY	CHEVRON / B 36 BMW / 1976	PR2	1	2:13.385					
66	Didier DENAT	PORSCHE / 911 RSR 3.0 / 1974	GT1	1	2:19.980					
85	Mike CATLOW/Mike YOUSEL	LOLA / T 290 / 1972	PR2	1	2:34.640					

Not started

47 Jacques ROUCOLLE/Joseph ZAGO

LOTUS / 47 / 1967

PR1

Pole Position	D. GUENAT	1:51.143	
Fastest Lap	Lap 4 Patrice LAFARGUE	1:51.722	150.0 Kph

Car 94: 2 minutes penalty over speeding pit lane. Car 17: 2 laps penalty change out of the window. Car 121: 1 minute penalty

Published at:

Track Status:

DRY

Stewards:	Timekeeper:
------------------	--------------------

Circuit de Barcelona - Catalunya

9 i 10 de Novembre

International GT Open



CLASSIC ENDURANCE RACING

BARCELONA - CATALUNYA

Race

BARCELONA 4.655 m. Best Sector Times

Pos	SECTOR 1		SECTOR 2		SECTOR 3		Pos	Nr Team	Cl	Ideal Lap	Best Lap
	Nr	Time	Nr	Time	Nr	Time					
1	8	30.277	1	41.662	50	39.234	1	1	PR2	1'51.582	1:51.722 (1)
2	50	30.335	8	42.214	8	39.285	2	8	PR2	1'51.776	1:51.821 (2)
3	1	30.526	50	42.264	1	39.394	3	50	PR2	1'51.833	1:52.268 (3)
4	31	30.714	2	42.480	2	39.482	4	2	PR2	1'52.830	1:52.923 (4)
5	2	30.868	14	42.783	52	39.645	5	14	PR2	1'53.677	1:55.102 (8)
6	67	31.028	31	42.968	14	39.693	6	31	PR2	1'53.681	1:54.094 (5)
7	52	31.068	67	43.289	21	39.708	7	52	PR2	1'54.099	1:54.590 (7)
8	21	31.167	21	43.353	31	39.999	8	21	PR2	1'54.228	1:54.361 (6)
9	14	31.201	80	43.372	6	40.924	9	67	PR1	1'55.465	1:55.886 (9)
10	80	31.238	52	43.386	80	41.145	10	80	PR2	1'55.755	1:56.090 (10)
11	25	31.300	6	43.850	67	41.148	11	6	PR2	1'56.727	1:56.887 (11)
12	86	31.742	5	44.492	121	41.291	12	25	GT2	1'57.832	1:57.963 (12)
13	6	31.953	25	44.497	90	41.722	13	90	GT2	1'58.780	1:59.011 (13)
14	36	31.979	90	44.813	36	41.762	14	36	GT2	1'58.836	1:59.193 (14)
15	98	32.015	86	44.946	44	41.951	15	86	PR1	1'58.907	1:59.361 (15)
16	70	32.053	70	44.976	70	42.029	16	5	GT2	1'58.955	1:59.730 (17)
17	5	32.093	36	45.095	25	42.035	17	70	PR1	1'59.058	1:59.588 (16)
18	90	32.245	121	45.240	3	42.109	18	121	PR2	1'59.176	2:00.265 (19)
19	44	32.372	44	45.315	98	42.155	19	44	GT2	1'59.638	2:00.305 (20)
20	121	32.645	98	45.586	57	42.165	20	98	PR1	1'59.756	1:59.881 (18)
21	57	32.810	57	45.738	86	42.219	21	57	PR2	2'00.713	2:00.727 (21)
22	3	33.305	3	45.743	51	42.346	22	3	PR1	2'01.157	2:02.828 (22)
23	51	33.457	22	46.676	5	42.370	23	51	PR2	2'02.656	2:03.768 (23)
24	12	33.710	51	46.853	96	42.953	24	24	PR1	2'04.051	2:04.815 (25)
25	24	33.985	24	47.010	24	43.056	25	22	PR1	2'04.815	2:04.815 (24)
26	26	34.198	26	47.212	22	43.286	26	96	GT1	2'04.912	2:05.117 (26)
27	96	34.202	17	47.499	82	43.531	27	26	PR2	2'05.331	2:05.682 (28)
28	82	34.227	82	47.622	17	43.798	28	82	GT1	2'05.380	2:05.512 (27)
29	34	34.398	96	47.757	42	43.823	29	12	GT1	2'05.808	2:06.104 (29)
30	42	34.635	12	47.778	26	43.921	30	17	PR1	2'06.187	2:07.264 (31)
31	94	34.761	27	47.880	27	44.216	31	42	PR1	2'06.468	2:06.730 (30)
32	22	34.853	34	47.975	12	44.320	32	34	GT1	2'07.349	2:07.799 (32)
33	17	34.890	42	48.010	94	44.815	33	94	GT2	2'07.656	2:08.147 (33)
34	66	36.170	94	48.080	34	44.976	34	62	GT1	2'10.537	2:11.600 (34)
35	23	36.183	62	49.168	62	45.180	35	66	GT1	2'12.232	
36	62	36.189	66	49.899	66	46.163	36	23	GT1	2'13.038	2:13.059 (35)
37	61	37.182	23	50.131	61	46.412	37	61	GT1	2'14.777	2:15.401 (36)
38	75	39.160	85	50.225	23	46.724	38	75	GT1	2'22.611	2:24.590 (37)

Circuit de Barcelona - Catalunya
9 i 10 de Novembre
International GT Open



CLASSIC ENDURANCE RACING
BARCELONA - CATALUNYA
After Race

BARCELONA 4.655 m.

Event maximum speed

Team	Car	Class	Driver	Top Speed	Lap	Session
31	LOLA / T 280 HU3 / 1972	PR2	Carlos BARBOT	283.5	13	Qualifying 1
25	PORSCHE / 935 K3 / 1979	GT2	Nicolas D'ITEREN	282.0	13	Race
80	LOLA / T 280 HU4 / 1972	PR2	Michel QUINIOU	276.9	23	Race
8	TOJ / SC 302 DFV / 1977	PR2	Kevin WILKINS	273.4	8	Qualifying 1
67	LOLA / T70 Mk III B / 1967	PR1	Leo VOYAZIDES	272.7	11	Qualifying 1
36	PORSCHE / 935 / 1978	GT2	Marc de SIEBENTHAL	271.4	3	Qualifying 2
86	FERRARI / 512 M / 1971	PR1	David FRANKLIN	269.3	2	Qualifying 2
50	LOLA / T 286 DFV / 1977	PR2	Dominique GUENAT	267.3	12	Qualifying 1
70	LOLA / T70 Mk III B / 1969	PR1	Pierre-Alain FRANCE	267.3	5	Race
2	LOLA / T 298 BMW / 1979	PR2	Frédéric DA ROCHA	262.8	13	Qualifying 1
5	PORSCHE / 935 / 1978	GT2	Didier SIRGUE	262.8	20	Race
44	FERRARI / 512 BBLM / 1979	GT2	David FERRER	262.1	2	Race
94	PORSCHE / 934 / 1976	GT2	Andrea CABIANCA	257.8	7	Qualifying 2
21	SAUBER / C5 BMW / 1976	PR2	Philippe SCEMAMA	256.5	8	Race
98	LOLA / T70 Mk III B / 1969	PR1	Eric de DONCKER	256.5	5	Qualifying 1
1	LOLA / T 298 BMW / 1979	PR2	Patrice LAFARGUE	255.9	9	Qualifying 1
52	SAUBER / C5 BMW / 1976	PR2	Yves SCEMAMA	255.9	25	Race
90	LANCIA / Beta Montecarlo Turbo / 1979	GT2	Fabio VALLE	251.2	12	Qualifying 1
51	LOLA / T 290 BDG / 1972	PR2	Gianluca RATAZZI	250.6	25	Race
14	CHEVRON / B 31 BDG / 1975	PR2	Russell BÜSST	250.0	4	Qualifying 2
12	FORD / GT 40 Mark II / 1968	GT1	Bernard THUNER	248.8	20	Race
22	TOJ / SC 204 BMW / 1976	PR1	Jean-Marie BELLETESTE	246.6	6	Qualifying 1
27	CHEVRON / B 36 BMW / 1976	PR2	Lucien ROSSIAUD	246.0	5	Qualifying 1
85	LOLA / T 290 / 1972	PR2	Mike CATLOW	246.0	9	Qualifying 1
6	CHEVRON / B 21 BDG / 1972	PR2	Guillaume MAHE	244.3	8	Race
57	CHEVRON / B 21 BDG / 1972	PR2	Christophe GADAIS	243.8	9	Race
42	CHEVRON / B 8 FVC / 1968	PR1	Philipp BRUEHWILER	241.1	5	Qualifying 1
3	CHEVRON / B 16 Mazda / 1970	PR1	Stéphane GUTZWILLER	240.0	29	Race
26	CHEVRON / B 36 BMW / 1976	PR2	Claude LE JEAN	240.0	21	Race
24	CHEVRON / B 16 FVC / 1970	PR1	Manuel MONTEIRO	237.9	10	Qualifying 1
96	PORSCHE / 911 RSR 3,0l / 1974	GT1	Santiago ORJUELA	233.8	2	Race
121	LOLA / T 292 / 1973	PR2	John DOE	232.3	7	Qualifying 1
66	PORSCHE / 911 RSR 3,0l / 1974	GT1	Didier DENAT	228.3	13	Qualifying 1
82	PORSCHE / 911 RSR 3,0l / 1974	GT1	Michel LECOURT	227.8	7	Qualifying 1
17	CHEVRON / B8 BMW / 1968	PR1	Jean BRANDENBURG	227.4	10	Qualifying 1
34	CHEVROLET / Corvette C3 / 1971	GT1	Eric HELARY	227.4	21	Race
23	PORSCHE / 911 RS 3,0l / 1974	GT1	Charles RUPP	225.0	2	Race
62	PORSCHE / 911 RS 3.0L / 1974	GT1	Claudio RODDARO	223.6	8	Race
61	BMW / 3.0 CSL / 1972	GT1	Laurent TIMONIER	220.9	3	Race
75	CHEVROLET / Corvette / 1968	GT1	Ralf HUBER GUTIERREZ	205.7	18	Race
47	LOTUS / 47 / 1967	PR1	Jacques ROUCOLLE	180.9	6	Free Practice

Circuit de Barcelona - Catalunya

9 i 10 de Novembre

International GT Open



CLASSIC ENDURANCE RACING

BARCELONA - CATALUNYA

Race

Best Top Speeds

Team	Car	Class	Top 1		Top 2		Top 3		Top 4		Top 5		Avg
			Kph	Lap	Kph	Lap	Kph	Lap	Kph	Lap	Kph	Lap	
25	PORSCHE / 935 K3 / 1979	GT2	282.0	13	274.1	22	272.7	23	272.0	10	272.0	11	274,6
31	LOLA / T 280 HU3 / 1972	PR2	281.2	4	276.2	30	272.7	5	272.0	17	271.4	18	274,7
80	LOLA / T 280 HU4 / 1972	PR2	276.9	23	274.1	12	273.4	24	272.7	8	271.4	30	273,7
67	LOLA / T70 Mk III B / 1967	PR1	272.0	27	272.0	29	271.4	31	270.7	23	270.0	30	271,2
8	TOJ / SC 302 DFV / 1977	PR2	272.0	5	270.7	22	270.0	29	269.3	13	269.3	10	270,3
36	PORSCHE / 935 / 1978	GT2	268.0	22	266.7	9	266.0	26	266.0	27	264.7	18	266,3
70	LOLA / T70 Mk III B / 1969	PR1	267.3	5	266.7	7	266.7	9	264.7	8	264.1	10	265,9
50	LOLA / T 286 DFV / 1977	PR2	266.0	13	266.0	18	265.4	12	264.7	21	264.7	11	265,4
5	PORSCHE / 935 / 1978	GT2	262.8	20	261.5	26	260.9	27	259.6	21	259.6	22	260,9
44	FERRARI / 512 BBLM / 1979	GT2	262.1	2	260.2	9	259.0	10	257.1	22	256.5	8	259,0
86	FERRARI / 512 M / 1971	PR1	257.8	12	254.7	19	254.1	14	252.3	17	242.7	9	252,3
21	SAUBER / C5 BMW / 1976	PR2	256.5	8	255.9	22	255.9	21	254.7	13	254.7	12	255,5
2	LOLA / T 298 BMW / 1979	PR2	256.5	13	255.3	24	254.7	22	254.7	21	254.7	5	255,2
94	PORSCHE / 934 / 1976	GT2	256.5	2	242.7	5	238.4	9	236.3	11	234.3	6	241,6
1	LOLA / T 298 BMW / 1979	PR2	255.9	18	255.3	12	255.3	8	254.7	23	254.7	19	255,2
52	SAUBER / C5 BMW / 1976	PR2	255.9	25	254.7	9	253.5	10	253.5	22	253.5	6	254,2
98	LOLA / T70 Mk III B / 1969	PR1	255.9	5	247.1	4	243.2	2	237.9	3	219.1	6	240,6
51	LOLA / T 290 BDG / 1972	PR2	250.6	25	249.4	21	247.1	28	243.8	22	243.8	19	246,9
90	LANCIA / Beta Montecarlo Turbo / 1979	GT2	250.6	5	250.6	8	250.0	4	250.0	7	246.0	3	249,4
14	CHEVRON / B 31 BDG / 1975	PR2	249.4	10	247.7	20	247.1	12	246.6	9	246.0	8	247,4
12	FORD / GT 40 Mark II / 1968	GT1	248.8	20	241.1	17	240.0	26	235.8	19	234.8	28	240,1
6	CHEVRON / B 21 BDG / 1972	PR2	244.3	10	244.3	8	243.8	29	243.2	13	243.2	5	243,8
57	CHEVRON / B 21 BDG / 1972	PR2	243.8	11	243.8	9	241.1	7	240.5	21	239.5	27	241,7
26	CHEVRON / B 36 BMW / 1976	PR2	240.0	22	240.0	21	238.9	18	238.4	17	236.3	20	238,7
3	CHEVRON / B 16 Mazda / 1970	PR1	240.0	29	238.4	28	237.9	18	237.9	23	237.9	12	238,4
24	CHEVRON / B 16 FVC / 1970	PR1	236.8	8	236.3	22	235.8	9	235.3	24	234.8	27	235,8
42	CHEVRON / B 8 FVC / 1968	PR1	234.8	24	227.8	26	225.5	25	225.0	16	224.1	10	227,4
96	PORSCHE / 911 RSR 3,0l / 1974	GT1	233.8	2	233.3	5	232.3	4	230.8	26	229.8	3	232,0
121	LOLA / T 292 / 1973	PR2	232.3	5	229.3	9	229.3	4	226.9	13	224.5	10	228,5
34	CHEVROLET / Corvette C3 / 1971	GT1	227.4	21	226.4	20	225.5	24	224.5	18	223.1	26	225,4
82	PORSCHE / 911 RSR 3,0l / 1974	GT1	226.9	5	225.9	3	225.9	4	225.5	1	223.6	2	225,6
23	PORSCHE / 911 RS 3,0l / 1974	GT1	225.0	2	223.1	26	223.1	19	223.1	7	222.7	5	223,4
17	CHEVRON / B8 BMW / 1968	PR1	224.5	8	222.2	9	222.2	11	221.3	13	220.9	14	222,2
62	PORSCHE / 911 RS 3.0L / 1974	GT1	223.6	10	223.6	8	223.1	9	223.1	11	222.7	12	223,2
61	BMW / 3.0 CSL / 1972	GT1	220.9	3	218.6	2	216.9	10	216.9	9	215.6	12	217,8
22	TOJ / SC 204 BMW / 1976	PR1	220.9	2									220,9
75	CHEVROLET / Corvette / 1968	GT1	205.7	18	204.5	20	203.8	13	197.4	19	192.9	8	200,9
66	PORSCHE / 911 RSR 3,0l / 1974	GT1	199.3	1									199,3
47	LOTUS / 47 / 1967	PR1											
27	CHEVRON / B 36 BMW / 1976	PR2											
85	LOLA / T 290 / 1972	PR2											

Circuit de Barcelona - Catalunya
9 i 10 de Novembre
International GT Open



CLASSIC ENDURANCE RACING
BARCELONA - CATALUNYA

Race

Leader Sequence

Nr	Team	Car	Start Lap	End Lap	Laps	Total Laps
GT1						
82		PORSCHE / 911 RSR 3,0l / 1974	1	4	4	4
96		PORSCHE / 911 RSR 3,0l / 1974	5	5	1	1
82		PORSCHE / 911 RSR 3,0l / 1974	6	28	23	27
GT2						
36		PORSCHE / 935 / 1978	1	30	30	30
PR1						
67		LOLA / T70 Mk III B / 1967	1	31	31	31
PR2						
50		LOLA / T 286 DFV / 1977	1	13	13	13
1		LOLA / T 298 BMW / 1979	14	15	2	2
21		SAUBER / C5 BMW / 1976	16	17	2	2
1		LOLA / T 298 BMW / 1979	18	28	11	13
8		TOJ / SC 302 DFV / 1977	29	31	3	3

Circuit de Barcelona - Catalunya
9 i 10 de Novembre
International GT Open



CLASSIC ENDURANCE RACING

BARCELONA - CATALUNYA

Race

Fastest Lap Sequence

Practice Time	Team	Car	Class	Driver	Time	Kph	Lap
3:47.955	50	LOLA / T 286 DFV / 1977	PR2	Dominique GUENAT	1:52.268	149.3	2
3:53.259	1	LOLA / T 298 BMW / 1979	PR2	Patrice LAFARGUE	1:51.969	149.7	2
7:34.667	8	TOJ / SC 302 DFV / 1977	PR2	Kevin WILKINS	1:51.821	149.9	4
7:38.475	1	LOLA / T 298 BMW / 1979	PR2	Patrice LAFARGUE	1:51.722	150.0	4

Circuit de Barcelona - Catalunya

9 i 10 de Novembre

International GT Open



CLASSIC ENDURANCE RACING

BARCELONA - CATALUNYA

Race

Analysis by lap

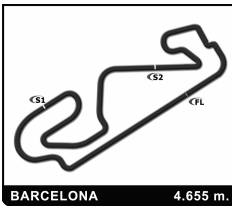
Lapped

Nr	Lap Time	Gap	Nr	Lap Time	Gap	Nr	Lap Time	Gap	Nr	Lap Time	Gap	Nr	Lap Time	Gap									
51	3:34.728	2 Laps	34	2:09.122	3 Laps	Lap 21						14	1:55.102	1'35.079	52	1:56.406	1'00.166						
25	1:57.963	1 Lap	50	1:54.646	2 Laps	1						80	1:58.013	1'44.490	24	2:06.986	2 Laps						
52	1:56.164	1'32.964	26	2:07.993	2 Laps	57						3	2:04.440	1 Lap	25	2:01.248	1 Lap						
96	2:08.302	2 Laps	21	1:56.494	30.081	86						Lap 23						82	2:09.657	2 Laps			
44	2:00.915	2 Laps	2	1:54.579	35.966	6						1						75	2:27.124	5 Laps			
12	3:51.765	2 Laps	42	2:08.999	2 Laps	8						67						31	1:57.338	1'28.123			
3	3:35.530	1 Lap	52	1:57.795	47.757	36						96						26	2:07.004	2 Laps			
17	2:12.934	1 Lap	25	1:59.537	1 Lap	50						94						62	2:13.879	3 Laps			
31	1:56.401	2'07.753	51	2:08.221	2 Laps	5						23						34	2:09.014	3 Laps			
80	1:58.044	2'18.166	23	2:16.235	3 Laps	62						12						14	1:56.341	1'38.622			
62	3:42.685	2 Laps	75	2:28.600	4 Laps	24						8						44	2:01.457	2 Laps			
14	1:55.119	2'22.906	61	2:17.105	3 Laps	21						86						80	1:58.869	1'51.913			
67	3:26.210	2'35.505	44	2:00.893	2 Laps	2						50						51	2:04.774	2 Laps			
86	2:00.646	1 Lap	96	2:07.870	2 Laps	82						6						Lap 25					
24	2:06.627	1 Lap	31	1:56.786	1'17.255	34						61						1					
6	3:36.866	2'47.265	3	2:04.476	1 Lap	26						57						42					
82	2:08.234	1 Lap	17	4:02.376	2 Laps	52						36						67					
Lap 18						80						25						17					
1						14						42						5					
1:55.074						94						51						21					
2:09.549						67						31						2					
2:01.083						57						44						75					
2:01.052						14						14						2					
2:08.094						80						80						52					
2:08.094						25						96						24					
1:54.456						31						3						82					
1:54.799						14						23						62					
2:08.048						94						44						26					
2:08.048						8						67						25					
3:17.931						36						67						34					
4:14.295						5						67						31					
2:04.815						50						67						42					
2:00.460						26						67						14					
2:16.399						52						67						44					
2:01.342						50						67						80					
2:19.880						24						67						14					
2:07.992						82						67						44					
2:07.098						34						67						51					
2:00.310						21						67						80					
2:03.710						26						67						80					
1:57.060						2						67						80					
5:57.886						52						67						80					
2:09.193						25						67						80					
1:57.658						42						67						80					
1:55.528						51						67						80					
3:42.640						44						67						80					
1:58.181						31						67						80					
2:15.337						23						67						80					
1:59.579						96						67						80					
Lap 19						14						67						80					
1						61						67						80					
1:54.657						3						67						80					
1:58.978						80						67						80					
2:06.690						75						67						80					
2:00.823						12						67						80					
2:08.956						17						67						80					
2:01.309						67						67						80					
1:55.482						80						67						80					

Circuit de Barcelona - Catalunya

9 i 10 de Novembre

International GT Open



CLASSIC ENDURANCE RACING

BARCELONA - CATALUNYA

Race

Analysis by lap

Lapped

Nr	Lap Time	Gap	Nr	Lap Time	Gap	Nr	Lap Time	Gap	Nr	Lap Time	Gap	Nr	Lap Time	Gap
6	2:01.892	1 Lap	8	1:56.489	24.113	Lap 30			75	2:28.841	6 Laps			
21	1:55.048	47.217	62	2:15.183	4 Laps	8	1:56.605							
2	1:57.511	51.185	42	2:08.128	3 Laps	82	2:09.386	3 Laps						
36	2:01.873	1 Lap	21	1:55.844	45.700	34	2:08.090	4 Laps						
12	2:09.128	3 Laps	86	2:01.303	2 Laps	51	2:05.180	3 Laps						
94	2:12.542	7 Laps	6	2:00.067	1 Lap	26	2:09.145	3 Laps						
5	2:02.209	1 Lap	2	1:57.514	51.262	21	1:59.975	27.499						
57	2:06.825	2 Laps	3	2:07.034	2 Laps	2	2:01.296	33.402						
52	1:58.612	1'06.080	31	3:09.439	1 Lap	86	2:02.273	2 Laps						
23	2:14.888	4 Laps	36	2:01.580	1 Lap	61	2:19.488	5 Laps						
17	2:14.202	3 Laps	96	2:07.935	3 Laps	42	2:10.744	3 Laps						
24	2:06.954	2 Laps	75	2:29.329	6 Laps	6	2:00.582	1 Lap						
14	1:56.329	1'41.390	52	1:57.552	1'10.266	31	1:58.164	1 Lap						
61	2:18.187	4 Laps	5	2:04.319	1 Lap	62	2:14.269	4 Laps						
31	2:07.510	1'45.620	57	2:03.962	2 Laps	3	2:05.065	2 Laps						
82	2:10.089	2 Laps	12	2:09.252	3 Laps	52	1:57.040	46.478						
Lap 27			94	2:13.894	7 Laps	36	2:03.097	1 Lap						
1	1:55.309				14	1:58.123	1'46.501							
26	2:11.299	3 Laps	23	2:14.615	4 Laps	5	2:02.246	1 Lap						
80	1:59.052	1 Lap	24	2:05.898	2 Laps	96	2:08.756	3 Laps						
34	2:09.525	4 Laps	17	2:09.667	3 Laps	57	2:05.527	2 Laps						
44	2:02.732	3 Laps	80	1:59.119	2'06.153	12	2:09.478	3 Laps						
67	1:58.797	1 Lap	67	1:56.764	2'10.642	94	2:11.382	7 Laps						
62	2:14.787	4 Laps	44	2:02.367	2 Laps	14	2:05.150	1'38.457						
51	2:05.464	3 Laps	82	2:09.606	2 Laps	80	1:57.342	1'45.030						
42	2:06.730	3 Laps	Lap 29			67	1:55.886	1'45.284						
8	1:55.541	25.523	8	1:57.394				75	2:28.475	6 Laps				
75	2:27.565	6 Laps	34	2:07.799	4 Laps	Lap 31								
3	2:04.812	2 Laps	26	2:12.550	3 Laps	8	1:56.788							
86	1:59.844	2 Laps	51	2:06.286	3 Laps	24	2:11.410	3 Laps						
6	1:59.620	1 Lap	61	2:22.539	5 Laps	44	2:05.663	3 Laps						
21	1:55.847	47.755	42	2:07.071	3 Laps	23	2:13.059	5 Laps						
2	1:55.771	51.647	62	2:13.840	4 Laps	17	2:12.154	4 Laps						
96	2:08.129	3 Laps	21	1:59.936	24.129	82	2:09.148	3 Laps						
36	2:00.451	1 Lap	86	2:02.149	2 Laps	51	2:03.768	3 Laps						
5	2:02.063	1 Lap	2	1:58.956	28.711	34	2:11.831	4 Laps						
52	1:59.842	1'10.613	6	2:02.602	1 Lap	26	2:08.308	3 Laps						
12	2:08.890	3 Laps	3	2:04.898	2 Laps	21	2:01.219	31.930						
57	2:05.204	2 Laps	31	1:56.924	1 Lap	86	2:00.373	2 Laps						
94	2:11.843	7 Laps	36	2:01.838	1 Lap	2	2:01.371	37.985						
23	2:15.688	4 Laps	52	1:57.284	46.043	31	1:56.767	1 Lap						
14	2:00.196	1'46.277	96	2:07.487	3 Laps	6	2:01.856	1 Lap						
24	2:08.544	2 Laps	5	2:02.620	1 Lap	42	2:09.778	3 Laps						
17	2:14.519	3 Laps	57	2:04.390	2 Laps	52	1:58.489	48.179						
Lap 28			75	2:26.616	6 Laps	3	2:08.218	2 Laps						
1	1:57.899				12	2:15.418	3 Laps							
80	2:00.245	1 Lap	94	2:11.356	7 Laps	61	2:19.530	5 Laps						
61	2:21.085	5 Laps	14	2:04.918	1'29.912	36	2:02.885	1 Lap						
82	2:10.164	3 Laps	80	1:59.647	1'44.293	62	2:15.499	4 Laps						
44	2:02.294	3 Laps	67	1:56.868	1'46.003	5	2:03.208	1 Lap						
67	1:57.567	1 Lap	24	2:10.028	2 Laps	96	2:07.832	3 Laps						
26	2:10.514	3 Laps	23	2:15.062	4 Laps	57	2:05.302	2 Laps						
34	2:08.583	4 Laps	17	2:09.580	3 Laps	12	2:12.030	3 Laps						
51	2:03.790	3 Laps	44	2:02.704	2 Laps	14	2:03.705	1'45.374						
						67	1:57.123	1'45.619						
						80	2:01.259	1'49.501						
						94	2:11.544	7 Laps						

Circuit de Barcelona - Catalunya

9 i 10 de Novembre

International GT Open



CLASSIC ENDURANCE RACING

BARCELONA - CATALUNYA

Race

Sector Analysis

Personal Best Session Best B Crossing the finish line in pit lane

Lap	Time	Sector 1	Sector 2	Sector 3	T. Spd	Elapsed	Lap	Time	Sector 1	Sector 2	Sector 3	T. Spd	Elapsed
14 1. Russell BÜSST CHEVRON / B 31 BDG / 1975 PR2							21	2:13.237	37.980	49.647	45.610	205.3	48:13.071
1	2:06.402	37.767	47.072	41.563		2:06.402	22	2:12.308	37.203	50.106	44.999	208.5	50:25.379
2	2:17.191	33.314	1:01.943	41.934	237.9	4:23.593	23	2:14.202	39.269	49.629	45.304	168.5	52:39.581
3	2:02.581	34.140	46.198	42.243	208.5	6:26.174	24	2:14.519	38.244	50.025	46.250	179.7	54:54.100
4	1:55.771	32.224	43.830	39.717	227.4	8:21.945	25	2:09.667	36.092	48.476	45.099	203.0	57:03.767
5	1:56.042	31.455	43.269	41.318	240.0	10:17.987	26	2:09.580	36.642	49.140	43.798	217.3	59:13.347
6	1:59.077	31.412	45.857	41.808	244.3	12:17.064	27	2:12.154	35.821	49.033	47.300	215.1	1:01:25.501
7	1:58.984	32.148	45.477	41.359	244.9	14:16.048							
8	1:59.720	31.575	47.124	41.021	246.0	16:15.768	21 1. Philippe SCEMAMA SAUBER / C5 BMW / 1976 PR2						
9	1:57.583	32.552	44.074	40.957	246.6	18:13.351	1	2:02.342	37.250	44.746	40.346		2:02.342
10	2:00.223	32.421	44.608	43.194	249.4	20:13.574	2	1:55.232	31.670	43.806	39.756	247.7	3:57.574
11	1:57.992	31.708	43.909	42.375	242.2	22:11.566	3	1:55.970	32.014	44.001	39.955	210.5	5:53.544
12	1:58.631	33.398	44.764	40.469	247.1	24:10.197	4	1:54.361	31.217	43.353	39.791	252.3	7:47.905
13	1:55.254	31.580	43.219	40.455	243.8	26:05.451	5	1:55.160	31.367	44.085	39.708	253.5	9:43.065
14	2:03.112 B	31.406	43.022	48.684	242.7	28:08.563	6	1:55.487	31.232	43.507	40.748	252.9	11:38.552
15	3:25.231	2:02.146	42.783	40.302	163.4	31:33.794	7	1:57.430	31.686	43.898	41.846	251.7	13:35.982
16	1:56.928	32.667	44.568	39.693	235.8	33:30.722	8	1:57.467	32.016	44.572	40.879	256.5	15:33.449
17	1:55.119	31.595	43.827	39.697	242.2	35:25.841	9	1:55.131	31.430	43.528	40.173	253.5	17:28.580
18	1:55.528	31.768	43.556	40.204	245.5	37:21.369	10	1:57.362	32.398	44.445	40.519	250.6	19:25.942
19	1:55.700	31.201	43.088	41.411	244.3	39:17.069	11	1:57.746	33.158	43.454	41.134	254.7	21:23.688
20	1:56.567	31.516	42.993	42.058	247.7	41:13.636	12	1:56.071	32.113	44.218	39.740	254.7	23:19.759
21	1:55.402	31.410	43.443	40.549	244.9	43:09.038	13	1:56.247	31.567	44.217	40.463	254.7	25:16.006
22	1:55.102	31.608	43.482	40.012	243.2	45:04.140	14	1:55.652	31.213	43.796	40.643	252.3	27:11.658
23	1:56.124	31.533	43.921	40.670	245.5	47:00.264	15	1:56.826	31.535	44.251	41.040	254.1	29:08.484
24	1:56.341	31.272	43.492	41.577	244.9	48:56.605	16	1:55.194	31.541	43.384	40.269	250.0	31:03.678
25	1:56.122	31.530	43.368	41.224	242.7	50:52.727	17	1:59.257 B	31.313	43.547	44.397	250.0	33:02.935
26	1:56.329	32.618	42.966	40.745	227.4	52:49.056	18	3:17.931	1:53.383	43.829	40.719	182.4	36:20.866
27	2:00.196	31.901	47.089	41.206	244.9	54:49.252	19	1:56.494	32.467	44.116	39.911	242.2	38:17.360
28	1:58.123	31.561	44.095	42.467	244.3	56:47.375	20	1:56.388	31.659	43.997	40.732	252.9	40:13.748
29	2:04.918	34.683	47.012	43.223	201.1	58:52.293	21	1:57.468	32.203	44.578	40.687	255.9	42:11.216
30	2:05.150	34.541	46.507	44.102	206.1	1:00:57.443	22	1:56.779	31.893	44.436	40.450	255.9	44:07.995
31	2:03.705	35.798	46.099	41.808	196.0	1:03:01.148	23	1:57.193	31.284	44.813	41.096	252.3	46:05.188
							24	1:57.956	32.020	44.436	41.500	252.9	48:03.144
							25	1:56.691	31.306	44.333	41.052	252.3	49:59.835
							26	1:55.048	31.389	43.630	40.029	254.1	51:54.883
							27	1:55.847	31.470	43.935	40.442	254.1	53:50.730
							28	1:55.844	31.167	43.978	40.699	254.7	55:46.574
							29	1:59.936	32.090	45.997	41.849	252.3	57:46.510
							30	1:59.975	32.474	45.777	41.724	251.7	59:46.485
							31	2:01.219	32.684	45.722	42.813	251.2	1:01:47.704
							22 1. Jean-Marie BELLETESTE 2. Romain BELLETESTE TOJ / SC 204 BMW / 1976 PR1						
							1	2:18.475	43.704	49.539	45.232		2:18.475
							2	2:04.815	34.853	46.676	43.286	220.9	4:23.290
							23 1. Charles RUPP 2. Philippe PEAUGER PORSCHE / 911 RS 3,0i / 1974 GT1						
							1	2:31.464	51.231	51.923	48.310	200.7	2:31.464
							2	2:17.144	38.590	51.330	47.224	225.0	4:48.608
							3	2:16.411	37.664	51.341	47.406	217.3	7:05.019
							4	2:17.122	37.927	51.428	47.767	212.6	9:22.141
							5	2:19.515	38.541	51.543	49.431	222.7	11:41.656
							6	2:17.027	37.729	51.363	47.935	215.6	13:58.683
							7	2:18.713	38.061	51.702	48.950	223.1	16:17.396

Circuit de Barcelona - Catalunya

9 i 10 de Novembre

International GT Open



CLASSIC ENDURANCE RACING BARCELONA - CATALUNYA

Race

Sector Analysis

Lap	Time	Sector 1	Sector 2	Sector 3	T. Spd	Elapsed	Lap	Time	Sector 1	Sector 2	Sector 3	T. Spd	Elapsed
27	2:00.245	32.027	45.165	43.053	260.2	55:07.908	14	1:59.830	31.742	45.489	42.599	254.1	31:43.375
28	1:59.119	31.976	45.131	42.012	266.0	57:07.027	15	2:00.934	31.781	45.857	43.296	242.2	33:44.309
29	1:59.647	31.988	44.942	42.717	269.3	59:06.674	16	2:00.646	32.641	45.786	42.219	240.5	35:44.955
30	1:57.342	31.566	43.706	42.070	271.4	1:01:04.016	17	1:59.579	31.883	44.946	42.750	252.3	37:44.534
31	2:01.259	32.044	44.944	44.271	269.3	1:03:05.275	18	2:01.154	32.197	46.274	42.683	228.3	39:45.688
82 1. Michel LECOURT PORSCHE / 911 RSR 3.0l / 1974 GT1							Personal Best Session Best B Crossing the finish line in pit lane						
1	2:15.795	43.124	49.069	43.602	225.5	2:15.795	19	2:00.109	31.815	45.597	42.697	254.7	41:45.797
2	2:05.512	34.227	47.754	43.531	223.6	4:21.307	20	2:00.860	32.007	45.648	43.205	236.3	43:46.657
3	2:06.858	34.962	47.723	44.173	225.9	6:28.165	21	1:59.595	31.916	45.186	42.493	235.8	45:46.252
4	2:05.920	34.574	47.622	43.724	225.9	8:34.085	22	2:01.141	31.989	46.149	43.003	240.5	47:47.393
5	2:07.551	34.612	48.201	44.738	226.9	10:41.636	23	1:59.361	31.810	44.961	42.590	234.8	49:46.754
6	2:09.338	34.930	48.622	45.786	203.0	12:50.974	24	2:00.696	32.686	45.528	42.482	212.6	51:47.450
7	2:09.042	36.032	48.486	44.524	203.4	15:00.016	25	1:59.844	32.283	44.957	42.604	227.4	53:47.294
8	2:09.805	35.328	49.198	45.279	212.2	17:09.821	26	2:01.303	32.191	45.605	43.507	238.4	55:48.597
9	2:07.963	35.042	48.347	44.574	221.3	19:17.784	27	2:02.149	32.200	46.225	43.724	231.8	57:50.746
10	2:07.819	35.097	48.424	44.298	219.5	21:25.603	28	2:02.273	32.120	46.731	43.422	239.5	59:53.019
11	2:07.914	35.195	48.380	44.339	214.7	23:33.517	29	2:00.373	31.958	45.326	43.089	239.5	1:01:53.392
12	2:08.321	36.145	48.004	44.172	218.2	25:41.838	90 1. Fabio VALLE 2. Alain VALLE LANCIA / Beta Montecarlo Turbo / 1979 GT2						
13	2:07.430	35.063	48.164	44.203	217.3	27:49.268	1	2:11.516	40.215	47.338	43.963	240.5	2:11.516
14	2:15.772 B	35.479	48.421	51.872	215.6	30:05.040	2	2:02.024	33.805	45.926	42.293	240.5	4:13.540
15	3:36.977	2:04.527	48.278	44.172	162.4	33:42.017	3	2:00.721	33.102	45.145	42.474	246.0	6:14.261
16	2:08.234	35.222	48.583	44.429	220.0	35:50.251	4	1:59.641	32.875	45.044	41.722	250.0	8:13.902
17	2:08.956	35.375	48.793	44.788	215.6	37:59.207	5	2:01.493	33.179	44.972	43.342	250.6	10:15.395
18	2:08.380	35.311	48.620	44.449	218.2	40:07.587	6	2:01.445	33.218	45.935	42.292	240.0	12:16.840
19	2:08.703	35.579	48.609	44.515	214.3	42:16.290	7	1:59.011	32.245	44.813	41.953	250.0	14:15.851
20	2:07.077	35.190	48.190	43.697	214.7	44:23.367	8	2:01.581	32.505	46.447	42.629	250.6	16:17.432
21	2:08.236	35.467	48.239	44.530	220.4	46:31.603	94 1. Maurizio FRATTI 2. Andrea CABIANCA PORSCHE / 934 / 1976 GT2						
22	2:09.657	35.704	48.969	44.984	215.1	48:41.260	1	2:18.246	42.821	49.091	46.334	256.5	2:18.246
23	2:09.806	36.208	48.893	44.705	205.3	50:51.066	2	2:16.386 B	36.718	50.350	49.318	256.5	4:34.632
24	2:10.089	35.987	49.068	45.034	206.5	53:01.155	3	4:34.639	3:01.220	48.080	45.339	162.7	9:09.271
25	2:10.164	36.487	49.115	44.562	213.0	55:11.319	4	2:08.147	34.761	48.571	44.815	230.3	11:17.418
26	2:09.606	35.451	49.225	44.930	218.2	57:20.925	5	2:15.074	38.238	50.632	46.204	242.7	13:32.492
27	2:09.386	35.561	49.148	44.677	215.1	59:30.311	6	2:13.026	36.110	49.609	47.307	234.3	15:45.518
28	2:09.148	35.343	48.695	45.110	216.0	1:01:39.459	7	2:26.753 B	37.196	53.589	55.968	219.5	18:12.271
85 1. Mike CATLOW 2. Mike YOULES LOLA / T 290 / 1972 PR2							8 3:53.010 2:15.032 50.103 47.875 152.5 22:05.281 9 2:14.921 36.512 50.620 47.789 238.4 24:20.202 10 2:14.605 38.123 50.059 46.423 233.3 26:34.807 11 2:13.985 35.440 50.001 48.544 236.3 28:48.792 12 2:21.235 B 37.088 48.663 55.484 219.1 31:10.027 13 5:57.886 4:22.649 48.648 46.589 74.3 37:07.913 14 2:20.070 B 35.435 49.602 55.033 225.9 39:27.983 15 3:57.851 2:23.739 48.520 45.592 174.5 43:25.834 16 2:10.922 36.751 48.528 45.643 201.1 45:36.756 17 2:10.293 35.458 48.706 46.129 223.1 47:47.049 18 2:09.263 34.942 48.872 45.449 226.4 49:56.312 19 2:12.542 36.453 49.899 46.190 215.6 52:08.854 20 2:11.843 35.859 49.539 46.445 201.5 54:20.697 21 2:13.894 36.965 50.174 46.755 200.0 56:34.591 22 2:11.356 36.115 48.973 46.268 208.9 58:45.947 23 2:11.382 35.631 50.012 45.739 205.7 1:00:57.329 24 2:11.544 35.507 49.681 46.356 223.6 1:03:08.873						
86 1. Steven READ 2. David FRANKLIN FERRARI / 512 M / 1971 PR1							1 2:21.501 43.392 51.366 46.743 2:21.501 2 2:09.928 35.092 49.849 44.987 221.8 4:31.429 3 2:08.506 33.859 49.309 45.338 229.8 6:39.935 4 2:07.753 35.303 48.299 44.151 177.0 8:47.688 5 2:06.694 33.970 47.879 44.845 229.8 10:54.382 6 2:07.234 33.891 48.025 45.318 233.3 13:01.616 7 2:08.532 33.968 48.598 45.966 223.6 15:10.148 8 2:07.382 33.989 48.563 44.830 236.3 17:17.530 9 2:07.616 33.311 49.074 45.231 242.7 19:25.146 10 2:07.186 33.848 48.842 44.496 225.9 21:32.332 11 2:06.569 33.637 48.275 44.657 240.5 23:38.901 12 2:15.688 B 34.114 47.367 54.207 257.8 25:54.589 13 3:48.956 2:18.753 47.884 42.319 156.1 29:43.545						

Circuit de Barcelona - Catalunya

9 i 10 de Novembre

International GT Open



CLASSIC ENDURANCE RACING

BARCELONA - CATALUNYA

Race

Sector Analysis

Lap	Time	Sector 1	Sector 2	Sector 3	T. Spd	Elapsed	Lap	Time	Sector 1	Sector 2	Sector 3	T. Spd	Elapsed
PORSCHÉ / 911 RSR 3.0I / 1974													
96	1. Santiago ORJUELA 2. Juan ORJUELA												
1	2:16.464	43.438	48.936	44.090	221.8	2:16.464							
2	2:05.117	34.202	47.962	42.953	233.8	4:21.581							
3	2:07.258	35.396	47.970	43.892	229.8	6:28.839							
4	2:05.665	34.339	47.958	43.368	232.3	8:34.504							
5	2:06.648	34.761	47.839	44.048	233.3	10:41.152							
6	2:14.332 B	34.809	47.800	51.723	228.3	12:55.484							
7	3:24.334	1:50.791	48.102	45.441	166.9	16:19.818							
8	2:07.781	35.351	47.836	44.594	226.4	18:27.599							
9	2:06.750	34.860	47.757	44.133	227.8	20:34.349							
10	2:07.087	34.908	48.430	43.749	225.0	22:41.436							
11	2:09.356	34.726	48.756	45.874	227.8	24:50.792							
12	2:07.949	34.948	48.144	44.857	228.8	26:58.741							
13	2:14.199 B	35.664	48.044	50.491	221.3	29:12.940							
14	3:27.024	1:51.992	49.573	45.459	160.2	32:39.964							
15	2:08.302	35.407	48.571	44.324	226.9	34:48.266							
16	2:07.098	35.044	47.988	44.066	225.9	36:55.364							
17	2:07.870	35.207	48.461	44.202	226.9	39:03.234							
18	2:07.232	34.943	48.071	44.218	225.9	41:10.466							
19	2:08.023	34.923	48.821	44.279	228.3	43:18.489							
20	2:08.855	34.945	48.301	45.609	227.4	45:27.344							
21	2:07.450	34.897	48.195	44.358	228.8	47:34.794							
22	2:08.325	35.195	48.521	44.609	228.8	49:43.119							
23	2:07.612	34.764	48.500	44.348	228.3	51:50.731							
24	2:08.129	35.099	48.713	44.317	228.3	53:58.860							
25	2:07.935	35.087	48.251	44.597	228.8	56:06.795							
26	2:07.487	34.909	48.229	44.349	230.8	58:14.282							
27	2:08.756	34.806	49.266	44.684	228.8	1:00:23.038							
28	2:07.832	35.357	47.951	44.524	227.8	1:02:30.870							
LOLA / T70 Mk III B / 1969													
98	1. Eric de DONCKER												
1	2:10.429	39.767	46.880	43.782		2:10.429							
2	2:00.455	32.151	45.826	42.478	243.2	4:10.884							
3	1:59.881	32.018	45.708	42.155	237.9	6:10.765							
4	2:01.099	32.015	46.466	42.618	247.1	8:11.864							
5	2:03.018	32.258	45.586	45.174	255.9	10:14.882							
6	2:17.814 B	32.855	46.107	58.852	219.1	12:32.696							
LOLA / T 292 / 1973													
121	1. John DOE												
1	2:13.129	41.339	47.607	44.183		2:13.129							
2	2:02.250	33.120	46.173	42.957	221.3	4:15.379							
3	2:01.896	33.871	45.988	42.037	202.6	6:17.275							
4	2:00.466	33.109	46.066	41.291	229.3	8:17.741							
5	2:00.381	32.645	45.446	42.290	232.3	10:18.122							
6	2:07.469	34.807	45.523	47.139	204.9	12:25.591							
7	2:06.495	35.069	47.909	43.517	198.9	14:32.086							
8	2:03.570	35.568	45.863	42.139	222.2	16:35.656							
9	2:00.265	33.357	45.240	41.668	229.3	18:35.921							
10	2:00.891	33.363	45.932	41.596	224.5	20:36.812							
11	2:02.613	33.857	46.774	41.982	223.6	22:39.425							
12	2:04.100	33.663	46.186	44.251	224.1	24:43.525							
13	3:37.026 B	35.131	50.948	2:10.947	226.9	28:20.551							